

DALLAS COWBOYS

2 0 1 1 M E D I A G U I D E





2011 SCHEDULE

DATE	PRESEASON (TV)	DALLAS TIME
Thurs., Aug. 11	DENVER (KTVT/CBS 11)	7:30 p.m.
Sun., Aug. 21	SAN DIEGO (NBC)	7:00 p.m.
Sat., Aug. 27	@ Minnesota (KTVT/CBS 11)	7:00 p.m.
Thurs., Sept. 1	@ Miami (KTVT/CBS 11)	6:30 p.m.

REGULAR SEASON (TV)

Sun., Sept. 11	@ N.Y. Jets (NBC)	7:20 p.m.
Sun., Sept. 18	@ San Francisco (FOX)	3:05 p.m.
Mon., Sept. 26	WASHINGTON (ESPN)	7:30 p.m.
Sun., Oct. 2	DETROIT (FOX)	Noon
Sun., Oct. 9	BYE	
Sun., Oct. 16	@ New England (FOX)	3:15 p.m.
Sun., Oct. 23	ST. LOUIS (FOX)	3:15 p.m.
Sun., Oct. 30	@ Philadelphia (NBC)	7:20 p.m.
Sun., Nov. 6	SEATTLE (FOX)	Noon
Sun., Nov. 13	BUFFALO (CBS)	Noon
Sun., Nov. 20	@ Washington (FOX)	Noon*
Thurs., Nov. 24	MIAMI (CBS)	3:15 p.m.
Sun., Dec. 4	@ Arizona (FOX)	3:15 p.m.*
Sun., Dec. 11	N.Y. GIANTS (NBC)	7:20 p.m.*
Sat., Dec. 17	@ Tampa Bay (NFLN)	7:20 p.m.
Sat., Dec. 24	PHILADELPHIA (FOX)	3:15 p.m.
Sun., Jan. 1	@ N.Y. Giants (FOX)	Noon*

Home games in CAPS. All kickoffs Dallas time.

*Game dates, times and TV broadcast are subject to change.

Wild Card Weekend	Jan. 7-8, 2012
Divisional Playoffs	Jan. 14-15, 2012
Conference Championships	Jan. 22, 2012
Pro Bowl (Honolulu, Hawaii)	Jan. 29, 2012
Super Bowl XLVI (Indianapolis, Indiana)	Feb. 5, 2012

FINGERTIP INFORMATION

OFFICE ADDRESS

Cowboys Center
One Cowboys Parkway
Irving, Texas 75063-4727
Executive Office 972/556-9900
Fax 972/556-9304
Public Relations Department 972/556-9959

COWBOYS TICKET OFFICE

Cowboys Stadium
1 Legends Way
Arlington, Texas 76011
Ticket Office 817/892-5000

Ticketmaster Outlets:

Macy's, Fiesta, Shops at Willowbend,
Majestic Theatre, TBAAL, Firewheel Town Square,
HEB and Homeland

Charge Tickets by Phone

Ticketmaster Outlets:
214/953-1500



HOME FIELD

Cowboys Stadium (Capacity up to 100,000)

Helmet/Blue Jersey

Silver (PMS 8240)
Blue (PMS 282)

White Jersey

Royal Blue (PMS 661)
Silver-Green (PMS 8280)

2011 TRAINING CAMP DATA

SAN ANTONIO, TEXAS

July 27 - August 10
Alamodome
100 Montana St.
San Antonio, TX 78203
210/207-3663

PHONE NUMBERS:

Public Relations.....972/556-9959
Public Relations Fax972/556-9918

Photos: Associated Press, Doug Eaton, Getty Images,
Layne Murdoch, James D. Smith, Paul Spinelli,
University of Buffalo, East Carolina University, University
of Georgia, Missouri State University, University of
North Carolina, University of Oklahoma, University of
Southern California and University of Wisconsin.

Staff Directory.....	2
THE FRONT OFFICE	
Jones, Jerry.....	8
Jones, Stephen.....	13
Anderson, Charlotte.....	14
Jones Jr., Jerry.....	15
Garrett, Jason.....	17
Coaching Staff.....	19
Player Personnel.....	35
Football Staff.....	42
A Championship Tradition.....	46
THE PLAYERS	
Players	
Biographies, Veterans.....	48
Biographies, 2011 Draft Picks.....	177
Biographies, First Year Players.....	186
Rosters	
2011 Rookies and First-Year Free Agents.....	192
2011 Veterans.....	193
All-Time, Coaches.....	194
All-Time, Alphabetical.....	195
All-Time, Numerical.....	201
All-Time, College.....	207
All-Time Honors.....	208
All-Time Draft (1960-2011).....	215
Free Agency.....	225
2010 SEASON	
Statistics	
Individual Game-by-Game.....	228
Season at a Glance, 2010.....	233
Offense.....	241
Defense.....	242
Special Teams.....	242
Preseason.....	243
Team Game-by-Game.....	244
THE RECORDS	
All-Time Statistical Leaders.....	248
Team Statistics by Year.....	251
Statistical Leaders by Year.....	255
Individual Records.....	262
Team Records.....	272
Largest Margin of Victory/Defeat.....	280
Record Temperatures.....	280
Longest Plays.....	281
Big Days.....	282
Last Time.....	284
THE PLAYOFF RECORDS	
Playoff History.....	288
All-Time Statistical Leaders.....	290
Individual Records.....	292
Team Records.....	296
Big Days.....	299
Longest Plays.....	300
THE HISTORY	
All-Time Season Results.....	302
Opponents.....	353
Hall of Fame.....	363
Ring of Honor.....	376
Historical Highlights.....	380
Attendance.....	394
Cowboys During the Week.....	395
Cowboys on Thanksgiving Day.....	395
Cowboys on Monday Night.....	396
Cowboys Indoors.....	397
Overtime Games.....	398
THE SIDELINES	
The Stadiums.....	400
Cowboys Stadium Timeline.....	405
Training Camp.....	409
Cowboys on the Web.....	410
Cowboys on the Road.....	410
Cheerleaders.....	411
Cowboys on Radio.....	413
Cowboys on Television.....	414
Cowboys in Print.....	414
Community Outreach.....	415
NFL Standings, 2010.....	423
NFL Schedule, 2011.....	424

Dallas Cowboys Club Directory

EXECUTIVE STAFF

Jerry Jones, Owner, President and General Manager
Marylyn Love, Executive Assistant to the Owner, President and General Manager
Jacquie Gilman, Administrative Assistant
Stephen Jones, Chief Operating Officer/Executive Vice President/Director of Player Personnel
Sha Moffett, Executive Assistant to the Chief Operating Officer
Charlotte Anderson, Executive Vice President/VP of Brand Management/President Charity Foundation
Jerry Jones, Jr., Executive Vice President/Chief Sales and Marketing Officer
Erin Boyd, Executive Assistant to the Chief Sales and Marketing Officer
Alec Scheiner, Senior Vice President and General Counsel
Diana Lambert, Legal Assistant to Senior Vice President and General Counsel
Ken Kovash, Senior Analytics Manager

COACHING STAFF

Jason Garrett, Head Coach
Laura Fryar, Assistant to the Head Coach
Brian Baker, Defensive Line
Ben Bloom, Defensive Quality Control/Linebackers
Chris Boniol, Assistant Special Teams/Kickers
Dave Campo, Secondary
Joe DeCamillis, Special Teams Coordinator
Matt Eberflus, Linebackers
John Garrett, Passing Game Coordinator/Tight Ends
Hudson Houck, Running Game Coordinator/Offensive Line
Brett Maxie, Secondary
Keith O'Quinn, Offensive Quality Control/Wide Receivers
Skip Peete, Running Backs
Wes Phillips, Assistant Offensive Line
Jimmy Robinson, Assistant Head Coach/Wide Receivers
Rob Ryan, Defensive Coordinator
Walt Williams, Assistant Strength & Conditioning
Mike Woicik, Strength & Conditioning
Wade Wilson, Quarterbacks
Dina Ferreira, Assistant to Assistant Coaches and Operations

MEDICAL

Jim Maurer, Head Athletic Trainer
Britt Brown, Associate Athletic Trainer
Greg Gaither, Assistant Athletic Trainer
Dr. Andrew Clavenna, Team Physician
Dr. Mark Muller, Team Physician
Dr. Dan Cooper, Team Physician
Dr. Andrew Dossett, Team Physician
Dr. Robert Fowler, Team Physician
Dr. J.R. Zamorano, Team Physician

EQUIPMENT

Mike McCord, Equipment Manager
Bucky Buchanan, Assistant Equipment Manager
Steve Mangus, Assistant Equipment Manager

VIDEO

Robert Blackwell, Director of Video
Steve Gagliardino, Assistant Director of Video
Sam Cromley, Assistant Director of Video

PLAYER PERSONNEL

Tom Ciskowski, Assistant Director of Player Personnel
Todd Williams, Director of Football Administration
Connie Shaffer, Contract Administrator
Adam Prasifka, Player Personnel
Chris Hall, College Scouting Coordinator
Drew Fabianich, National College Scout
Walter Juliff, National College Scout
Bill DeKraker, College Scout
Sam Garza, College Scout
Mitch LaPoint, College Scout
Henry Sroka, College Scout
John Wojchiechowski, College Scout
Judd Garrett, Assistant Director of Pro Scouting
Will McClay, Director of Football Research
George Jordan, Scout
Kevin Simon, Combine Scout
Rich Behm, Scouting Assistant
Alex Loomis, Pro Scouting Assistant
Justin Stuckey, College Scouting Assistant

FOOTBALL OPERATIONS

Bruce Mays, Director of Football Operations
Craig Glieber, Assistant Director of Football Operations
Larry Wansley, Director of Team Security

PLAYER DEVELOPMENT

Bryan Wansley, Director of Player Development
Calvin Hill, Consultant
Dr. Jacqualene Stephens, Mental Health Consultant

HUMAN RESOURCES

Heidi Weingartner, Chief Human Resources Officer
Decha Brooks, HR Representative/Executive Assistant to Chief HR Officer
Jessica Duran, HR Generalist
Janette Scott, Corporate Receptionist

PUBLIC RELATIONS

Rich Dalrymple, Vice President: Public Relations/Communications
Scott Agulnek, Media Relations Coordinator
Jancy Briles, Media Relations Coordinator
Emily Robbins, Director of Community and Alumni Affairs
Whitney Brandon, Public/Community Relations Assistant
Joe Trahan, Public Relations Assistant

MARKETING

Greg McElroy, Senior Vice President of Sales and Marketing

Stacie Jones, Executive Assistant to Senior Vice President of Sales and Marketing

Robin Woith, Senior Director of Sales and Marketing

Michael Alford, Senior Director of Corporate Partnerships and Sales

Craig Zurek, Director of Media Sales and Development

Bruce Bennett, Senior Account Manager

Sean Johnson, Senior Account Manager

Brad Besancon, Manager, Corporate Partnerships

Brad Burlingame, Manager, Corporate Partnerships

Gina Owen, Manager, Corporate Partnerships

Pat Thompson, Manager, Corporate Partnerships

Taylor Kern, Account Executive

Brett Daniels, Senior Director, Corporate Communications and Strategic Event Planning

Jennifer Surgalski, Director of Client Services

Jeremy Armstrong, Manager of Game Day Entertainment and Youth Camps

Ryan Bates, Manager, Client Services

Dana Geary, Manager, Client Services

Amanda Heston, Manager, Client Services and Special Events

Nicole Salerno, Manager, Client Services

Eliot Weatherly, Manager, Client Services

John Hickman, Senior Director of New Business Development/Mobile Marketing/Training Camp

Jeff Watrous, Senior Manager, New Business Development/Mobile Marketing

Emory Tyler, Cowboys Luxury Bus Operations

Kurt Daniels, Director of Publications

Michelle Hays, Director of Graphic Design

Michael Villareal, Graphic Designer

Sharon Carnahan, Publications Circulation Manager

Kay Clark, Publications Assistant

Josh Ellis, Staff Writer

OPERATIONS/PRACTICE FIELDS

Larry Brown, Facility Services Manager

Kathy Coleman, Mail Room/Supplies

Wes Marshall, Mail Room Assistant

Al Walker, Facility Assistant

Chris Morrow, Field Supervisor

INTERNET TECHNOLOGY

Derek Eagleton, Director of Internet

Nick Eatman, Columnist

Rob Phillips, Beat Writer

Ed Cahill, Multimedia Coordinator

INFORMATION TECHNOLOGY

Bill Haggard, Director of Enterprise Infrastructure

David Brigner, Director of Business Systems

David Burch, Senior Software Developer

Dave Matus, Senior Network Architect

Al Gibson, Network Engineer

Jayd Yoshino, Network Engineer

Les Gaylor, Manager, Desktop Support

Ben Barnes, Desktop Support

Zach Bohl, Desktop Support

Jesse James, Desktop Support

Joseph Voeller, Desktop Support

Ashley Pierre, Business Systems Engineer

Sarah Herbst, EDI Systems Analyst

Tom Woods, Applications Developer

Jered McNeil, Systems Administrator

Andrew Johnson, Network Security

Matthew Messick, Telecom Specialist

Thomas Robinson, Data Services Manager

BLUE STAR MEDIA

Scott Purcell, Director of Broadcasting

Roxanne Medina, Senior Editor

Kevin Timmons, Producer and Editor

Chris Behm, Videographer/Producer

Nikki Harrison, Traffic Administrator/Syndication Manager

Douglas Barricklow, Production and Imaging Manager

Dave Ernst, Technical Manager

Daniel Rojas, Videographer

Jody Reimers, Creative Production Manager

Matt Coy, Cowboys Vision Producer and Production Manager

Cory Miller, Cowboys Vision Associate Producer

DALLAS COWBOYS CHEERLEADERS

Kelli McGonagill Finglass, Director of Dallas Cowboys Cheerleaders

Cheryl Dorris, Executive Assistant to Director of Dallas Cowboys Cheerleaders

Dan Devens, Assistant Director, Operations

Judy Trammell, Head Choreographer

Jenny Durbin, Director Rhythm and Blue Dancers

ACCOUNTING

George Mitchell, Senior Vice President Financial Advisor

David Frey, Chief Financial Officer

Jennifer Ledezma, Executive Assistant to CFO and Vice President of Accounting

Tom Walker, Tax Director

Dale Knox, Controller, Merchandising/Operations Manager

Pat Byrne, Procurement Manager

Bobbi Jo Cheney, Senior Accountant

Michelle Rennie, Senior Accountant

Maggie Tsoi, Staff Accountant

Alisha Dietz, Payroll Manager

Melissa Gleason, Controller Dallas Cowboys/Cowboys Stadium

Robert Schrimsher, Jr., Controller, Merchandising

Connie Toevs, Controller, Non-Football/Treasury Management

Donna Wade, Assistant Controller

Pam Ledsinger, Assistant Controller, Receivables
Gwendolyn Bugayong, Accounts Payable/Cowboys Stadium

Robert Maiden, Accounts Payable

Robert Maiden, Accounts Payable

David Lee, Accounts Receivable Manager

Tesha Stearns, Accounts Receivable

Dianne Theel, Accounts Receivable

Matt Patterson, Sponsor Accounts/Receivables

Tommi Fielden, Oil/Gas Accounts

Elizabeth Warner, Payroll Specialist/Accountant

Stacey Lough, Inventory Specialist

Tiffany Guzman, Travel Coordinator/Administrative Assistant

Cowboys Stadium

OPERATIONS

Jeff Stroud, Stadium General Manager
Noemi Miller, Executive Assistant to Stadium General Manager
Bruce Hardy, Vice President and General Manager
Jud Heflin, Director of Stadium Development
Cynthia Basciano, Assistant to Director of Stadium Development
Susan Skaggs, Director of Civic Affairs
Mark Hickman, Owners Representative
Dwin Towell, Director of Broadcast Engineering
Clint Harris, Broadcast Technician
Paul Turner, Director of Event Operations
Will Hunter, Event Operations Coordinator
Lauren Waitkus, Guest Services Manager
Elizabeth Jones, Guest Services & Access Management Staff Coordinator
Vincent Tran, Concierge Coordinator
Brittanie Roldan, Payroll & Scheduling Coordinator
Ron Underwood, Director of Operations
James Hydrick, Roustabout
Steve Epperson, Director of Housekeeping
Scott Woodrow, Director of Stadium Engineering
Richard Brite, Senior Stadium Engineering Technician
Feliciano Ortiz, Maintenance Technician
Martin Perez, Maintenance Technician
Glenn Kimberlin, Dock Master
Royce Mitchell, Transition Manager
Phil Whitfield, Security

TICKET SALES

Chad Estis, Vice President of Sales and Booking
Delanie Foley, Marketing Coordinator
Doug Dawson, Senior Director of Ticket Sales and Service
Ryan Beaupre, Sales Consultant
Michael Dammen, Sales Consultant
Michael Forrester, Sales Consultant
Nick Gebru, Sales Consultant
Dana Jones, Sales Consultant

Mike Maione, Sales Consultant
Jack Miller II, Sales Consultant
Jayson Morgan, Sales Consultant
Eriza Munoz, Sales Consultant
Jaima Schiffer, Sales Consultant
Phillip Taggart, Sales Consultant
Lindsay Cottier, Premium Service Coordinator
Staci McNicholas, Premium Service Coordinator
Lauren D'Acierno, Service Coordinator
Louis Iglesias, Service Coordinator
Suzanne Wolfe, Service Coordinator
Patrick Foley, Sales Consultant
Jason Koettel, Database Manager

TICKET OFFICE

Ann Bihari, Director of Ticket Operations
Tammy Dunaway, Assistant Director of Ticket Operations
Tim Attel, Office Manager
Darnella Davidson, Ticket Representative
Tiffany Rauschkolb, Ticket Representative
Chris Rogers, Ticket Representative
Krishna Tuttle, Ticket Representative
Kristi Behlmann, Suite Ticket Representative
Nichole Prado, Services Coordinator
Carmen Smith, ADA Coordinator and Transfer Representative
Casey Yocom, Ticketing Systems Analysis

SUITE SALES

Travis Clark, Senior Director of Suite Sales and Service
Kasey Mesa, Director, Suite Services
Kristen Jo Brantley, Luxury Suite Services Coordinator
Kourtney Miller, Luxury Suite Services Coordinator
Jessica Glenn, Luxury Suite Services Coordinator
Eric Sudol, Senior Luxury Suite Services Consultant
Leslie Yarbrough, Luxury Suite Services Consultant
Nipur Desai, Luxury Suite Services Consultant
Tandra Johnson, Luxury Suite Services Consultant

Cowboys Merchandising Limited

Bill Priakos, Chief Operating Officer
Eric Bradle, Senior Director of Operations
Steven Nicoll, Director of Retail Merchandising
Mark Marsh, National Sales Manager
Neil Wiseman, General Merchandise Manager
Jennifer Parker, Customer Service Manager
Michael McKay, Director of eCommerce
Sue Costa, Account Manager

Todd Grizzle, Account Manager
Daniel Melin, Merchandise Manager
Brent Morris, Merchandise Manager
Matt Owens, Buyer
Amon Simmons, Buyer
Carlos Navarro, BSG Sales Manager
Heather Cunningham, Senior Designer
William Littleton, Creative Manager


Legends Hospitality


Michael Bekolay, Vice President of Operations
Todd Fleming, Vice President of Premium Sales
Barry Jacobson, Vice President of Special Events
Doug Aydelott, Director of Merchandising
Sean Parent, Assistant Director of Merchandising
Ruben Valdez, Pro Shop Supervisor
Alison Panasik, Store Manager, Cowboys Stadium Pro Shop
Marisela Patnaude, Assistant Store Manager, Cowboys Stadium Pro Shop
Brent Bradford, Pro Shop Associate
Gail Grogan, Director of Event Sales
Michael Crosby, Special Events Sales Manager
Rachel Lazorko, Special Events Coordinator
George Wasai, Director of Food and Beverage
Luis Coronado, Banquet Supervisor
Nemesio Rodriguez, Banquet Supervisor
Jose Vargas, Banquet Supervisor
Raymond Medina, Banquet Manager
Luis Orihuela, Assistant Banquet Manager
Richard Post, Assistant Director of Concessions
Johnna Flenoid, Concessions Manager
Jeremy Davis, Concessions Kitchen Manager
Christina Mantzuranis, Director of Catering and Special Events
Renee Gibson, Senior Catering and Special Events Manager
Mandy Faul, Catering and Special Events Manager
Haley Haecker, Catering and Special Events Manager
Brittney Skinner, Catering and Special Events Manager
Byron Sneed, Assistant Director of Beverage
Matt Spence, Beverage Manager
Lori Harrell, Assistant Beverage Manager
Adam Navan, Assistant Beverage Manager
Orazio LaMann, Executive Chef
Steven Haughie, Chef de Cuisine
Katie Rangaram, Executive Pastry Chef
Angela McCool, Pastry Sous Chef
Felipe Tirado, Executive Sous Chef
Michele DeMarco, Sous Chef
Matt Nobile, Sous Chef
Anthony Sinese, Sous Chef
Gabe Valdez, Sous Chef
Jaime Alvarez, Cook
Maria Perez, Cook
Ubaldo Prado, Cook
Alma Torres, Cook
Pedro Guitierrez, Executive Steward
Jesus Alonzo, Steward
Jeannie Sprufferra, Director of Suites

Heather Fuxa, Assistant Director of Suite Service
Adrienne Christian, Suites Manager
Lyn Lackey, Suites Service Coordinator
Debbie Spitzer, Suites Service Coordinator
Ryan Burns, IT Manager
Ralph Verdeschi, Finance Director
Kerry Driver, Staff Accountant
Melody Herrin, Catering Accountant
Valerie Kline, Payroll Administrator
Jennifer Spaulding, Accounts Payable Clerk
Monica Brooks, Director of Human Resources
Devon Andrews, Buyer/Distribution Manager
Melvin Carrasquillo, Receiving Manager
George Collamer, Purchasing Manager
Jose Dominguez, Warehouse Manager
Tate Lewis, Warehouse Manager
Gregory Dudley, Warehouse Associate
Omar Llanas, Warehouse Associate
Robert Llanas, Warehouse Associate
Sergio Maurtino, Warehouse Associate
Erich Williams, Warehouse Associate
Jose Zamora, Warehouse Associate
Christopher Schmidt, Operations Manager
Tina Griffith, Vendor Manager
Melyn Hirt, Training and Food Safety Manager
Cindy Korfanty, Non-profit Manager
Roderick Mitchell, Concourse Technician
Rebecca Sheely-Reed, Administrative Assistant
Amy Pratt, Group Sales Manager
Angela Pagoria, Group Sales Coordinator
Makenzie Arnold, Group Sales Account Executive
Evans Adonis, Group Sales Account Executive
Brian Albritton, Group Sales Account Executive
Raquel Bonventre, Group Sales Account Executive
Jason Brewer, Group Sales Account Executive
Melvin Hill, Group Sales Account Executive
Chelsea Hudson, Group Sales Account Executive
Christopher James, Group Sales Account Executive
Adrien Johnson, Group Sales Account Executive
Lucas Kalinec, Group Sales Account Executive
Alia Short, Group Sales Account Executive
Katy Smullen, Group Sales Account Executive
Jessica Anderson, Tour Operations Manager
Phillip Martinez, Tour Operations Manager
Lindsey Hantsche, Tour Operations Coordinator
Bradford Beaupre, Group Tour Account Executive
Tabitha Glisson, Group Tour Account Executive
Christopher James, Group Tour Account Executive
Dana Jones, Group Tour Account Executive
Alia Short, Group Tour Account Executive



Cowboys Stadium Construction Timeline





GAMEDAY




FRONT OFFICE



JERRY JONES

**Owner
President
General Manager**



In one of the most dramatic eras of ownership in professional sports, Jerry Jones' stewardship of the Dallas Cowboys has brought unprecedented results and success to one of the world's most popular sports entities.

Aside from being one of only four current owners to guide their franchises to at least three Super Bowl titles, Jones' efforts in the areas of sports marketing, promotion and the development of Cowboys Stadium have created a vivid imprint on the landscape of the NFL and the American sports culture.

Highlighted by Super Bowl victories following the 1992, 1993 and 1995 seasons, Jones became the first owner in NFL history to guide his team to three league championships in his first seven years of ownership. In 1995 Dallas also became the first team in NFL history to win three Super Bowls in four seasons while tying the then-NFL record for most Super Bowl victories by an organization with five.

The first decade of Jones' ownership closed with eight playoff appearances, six division titles, four conference championship game appearances and three world crowns as the Cowboys were named the NFL's Team of the 1990s. Dallas closed the first decade of the new millennium with division titles in 2007 and 2009 while the 2009 club secured the 11th playoff appearance in Jones' 22 seasons of leadership.

Along with the success of the Dallas Cowboys on the field, Jones' vision and leadership provided the driving influence behind the concept, design, and construction of Cowboys Stadium in Arlington, Texas - a venue that is recognized internationally as perhaps the most spectacular and state-of-the-art sports stadium in the world.

Opened to the public in May of 2009, Cowboys Stadium's dramatic first season of operation resulted in the venue being named the Sports Facility of the Year by the *Sports Business Journal* in May of 2010. Along with that achievement for the team's new home, Jones was also named the 2009 Sports Executive of the Year by the *SBJ*.

The 100,000 plus seat Cowboys Stadium established the attendance record for an NFL regular season game as 105,121 witnessed the September 20, 2009 home opener, while the 108,713 who attended the NBA All-Star Game on February 14, 2010 became the largest crowd to witness a basketball game in the history of the sport.

In just over two years of operation, more than four million fans have attended events that included high school and collegiate football, major college basketball, international soccer, professional bull riding, Motocross, world championship boxing and a handful of concerts that featured world renowned recording artists. Another million visitors have passed through the twelve-story-high doors of the stadium for daily public tours of the venue.

With its architectural versatility and cutting edge media capabilities, Cowboys Stadium has become a

visible beacon that has established North Texas as a major focal point on the sports and entertainment canvas of North America.

The brilliant home of the Cowboys has become a powerful catalyst in attracting a wide range of national and international events that will define the future of the region for generations to come. After already playing host to Super Bowl XLV in February of 2011, other top flight events for the future include the annual AT&T Cotton Bowl, the 2014 NCAA Final Four in men's basketball, the annual Texas A&M-Arkansas football series and the Cowboys Classic which features a marquee matchup of prominent schools at the beginning of each collegiate football season just to name a few.

Since he took over as general manager in 1989, the Cowboys have drafted 25 different players who have gone on to appear in a combined total of 95 Pro Bowls. Dallas has also signed 11 free agent players who have made 28 Pro Bowl appearances while representing the Dallas Cowboys. Since 1989 the Cowboys have made 131 trades, the most celebrated of which was the 1989 deal that sent Herschel Walker to the Minnesota Vikings and provided the personnel foundation for three league titles.

In selecting the on-the-field leadership for the Cowboys, Jones hired a pair of coaches who won three Super Bowls in Dallas: Jimmy Johnson (1992-1993) and Barry Switzer (1995). Chan Gailey followed with a division title and playoff appearances in 1998 and 1999. In 2003 Jones successfully recruited two-time Super Bowl winner Bill Parcells to Dallas, and Parcells directed the team to three winning seasons and two playoff trips in four seasons. In February of 2007, Jones added another successful NFL head coach in Wade Phillips who guided the club to a pair of division titles in his first three years (2007 and 2009) and a playoff victory in 2009. In 2011, Jones named Jason Garrett as the team's eighth head coach after the former Cowboys' quarterback guided the club to a 5-3 record as the interim coach in the second half of the 2010 season.

In the last 33 years, 34 different owners have entered the National Football League. Of that group, only Jerry Jones and Robert Kraft of New England have guided their franchises to more than two Super Bowl championships. Moreover, Jones joins Art Rooney, Jack Kent Cooke, Al Davis, Eddie DeBartolo and Kraft as the only men to have won at least three Super Bowls as NFL owners.

On the league front, he actively contributes his vision and enthusiasm to enhancing the NFL's status as the world's premier professional sports league by serving on a wide range of league committees. He was recently very involved - as a member of the Management Council Executive Committee - in the labor negotiations that resulted in the most recent Collective Bargaining Agreement between the NFL and its players. In addition to the CEC, Jones is currently the Chairman of the NFL Network Committee,

and he is a member of the NFL Broadcasting Committee, the Pro Football Hall of Fame Committee and the NFL Player Dire-Need Committee. Jones also served on the committee that was charged with overseeing the search for a successor to retired NFL Commissioner Paul Tagliabue – a search that successfully landed current NFL Commissioner Roger Goodell in September of 2006. In addition, Jones has served two prior terms as a member of the NFL's Competition Committee as well as a stint on the Business Ventures Committee.

His contributions and innovations in the areas of marketing, corporate sponsorships, television, stadium management, stadium development, labor negotiations and community service have made a visible imprint on the ever evolving face of professional sports in America. Since becoming involved with the Cowboys, Jones' accomplishments have been recognized through his induction into the Boys and Girls Clubs of America Hall of Fame, the Texas Sports Hall of Fame (2007), the Texas Business Hall of Fame (2005), the Arkansas Sports Hall of Fame (1999) and the Missouri Sports Hall of Fame (1998). In August of 2007, he served as the presenter for Michael Irvin's induction into the Pro Football Hall of Fame – a recognition he was also named for by Emmitt Smith as the NFL's all-time leading rusher was enshrined in Canton in August of 2010.

As a co-captain of the 1964 National Championship Arkansas Razorbacks, Jones is one of a very small number of NFL owners who actually earned a significant level of success as a football player. He is the only man in the history of the National Football League to play for a collegiate national championship football team and own a Super Bowl winner. In addition, Jones and the legendary George Halas are the only two men to become NFL owners after playing in a major college football bowl game. His current ties to the college game include membership on the Board of Directors for the National Football Foundation and College Football Hall of Fame.

A man of varied interests who will not rest on yesterday's achievements, he is a dedicated businessman and family man - sharing a vivid enthusiasm for both. Although Jones and his family are very involved in numerous civic and charitable causes, the Joneses have left an indelible local and national impression on the philanthropic landscape with their love and dedication to The Salvation Army.

For the past 14 seasons, the Jones family has dedicated the Cowboys Thanksgiving Day halftime show as a national showcase to kick off The Salvation Army's annual Red Kettle Drive. Through the donation of national television air-time, the event has created a new holiday tradition, while helping to increase donations to The Salvation Army's annual fund raising efforts by hundreds of millions of dollars. Major George Hood of The Salvation Army states that "by presenting the National Kettle Kickoff on Thanksgiving Day, the Dallas Cowboys have helped the Army raise over one billion dollars in the past 14 years." Reba McEntire, Randy Travis, Clint Black, Jessica Simpson, Billy Gilman, Creed, LeAnn Rimes, Toby Keith, Destiny's Child, Sheryl Crow, Carrie Underwood, Kelly Clarkson, The Jonas Brothers, Daughtry and Keith Urban have provided the entertainment for the holiday extravaganzas.

The Salvation Army points to the annual Cowboys kickoff event as one of the most effective, creative

and important innovations that has been developed in the long and storied history of the organization.

The Joneses received the Evangeline Booth Award in 1999, one of the Army's highest national community service awards and have been selected for membership into the prestigious Salvation Army William Booth Society. Gene and Jerry were also named to the Army's National Advisory Board in April of 1998 shortly after being named the organization's Partners of the Year in 1997. In April of 2007, Gene and Jerry Jones served as the honorary chairpersons for the Salvation Army's National Advisory Organizations Conference (NAOC) that was held in Dallas.

For 10 years, Gene and Jerry Jones served as hosts and underwrote the costs for the Super Lunch, a fundraising event for The Salvation Army Irving Corps Community Center. In 1998 the Gene and Jerry Jones Family Center for Children opened in conjunction with The Army.

As part of the Jones Family and the Dallas Cowboys commitment to Arlington, Texas, the home of the club's new stadium, Gene and Jerry Jones Family Charities will donate a total of \$16.5 million to non-profit organizations serving youth in Arlington from 2009-2041.

In 2001 the Joneses were awarded the Chairman's Award by The Boys and Girls Clubs of America. In June of 2002, Gene and Jerry Jones were recognized as the recipients of the Children's Champion Award for Philanthropy that was presented by the Dallas for Children organization. In 2003 the Family Gateway organization of Dallas presented Gene and Jerry with the Annette G. Strauss Humanitarian Award. In April of 2005, Gene and Jerry were recipients of the Hope Award, the highest community service recognition awarded by the Lone Star Chapter of the National Multiple Sclerosis Society. In 2010 the Jones Family and the Cowboys were selected by the Boys and Girls Clubs of America to receive the prestigious Chairman's Award that recognized the Cowboys long and dedicated history of supporting that organization.

The Jones family is very involved with several other community-related organizations, including Children's Medical Center of Dallas, Happy Hill Farm Academy/Home, the National Board for The Boys and Girls Clubs of America, the Kent Waldrep Paralysis Foundation, The Rise School of Dallas, The Family Place and The Family Gateway. In 2010, the Jones family endowed the North Texas Youth Education Town with a \$1 million grant. Created as a lasting legacy of Super Bowl XLV, the North Texas YET will be administered by The Salvation Army and provide North Texas youth with education, mentoring, fitness and character enrichment programs.

Jerry (10/13/42) and Gene live in Dallas. They have three children, Stephen, Charlotte and Jerry, Jr., and nine grandchildren.

Stephen (6/21/64) is a graduate of the University of Arkansas and serves as the Cowboys Chief Operating Officer/Executive Vice President/Director of Player Personnel. Charlotte (7/26/66) is a Stanford graduate and serves as the Cowboys Executive Vice President/VP of Brand Management/President Charity Foundation. Jerry Jr. (9/27/69), a graduate of Georgetown University who earned his law degree from Southern Methodist University, is the Cowboys Executive Vice President/Chief Sales and Marketing Officer.

Chronology Since 1989:

February 25, 1989 – Jones purchases the Dallas Cowboys and the lease to manage Texas Stadium from H.R. "Bum" Bright. Jerry Jones names Jimmy Johnson as the new head coach.

April 20, 1989 – Jones completes negotiations on Troy Aikman's contract – a six-year deal that is completed four days before Aikman is the top overall selection in the 1989 NFL Draft.

October 12, 1989 – Herschel Walker is traded to Minnesota for five players, six conditional draft choices and a 1992 first round draft choice. Among the players who actually came to Dallas as a result of the trade include Emmitt Smith, Russell Maryland, Kevin Smith and Darren Woodson.

August 10, 1990 – The Cowboys first-ever in-state training camp concludes at St. Edward's University in Austin. Over 100,000 fans attend workouts, while more than 400 media credentials are issued. Austin officials estimate the camp brought an additional \$3.2 million of income into the Austin area.

September 5, 1990 – The Cowboys trade Steve Walsh to the New Orleans Saints for a first and third round draft choice in 1991 and a conditional second round pick in 1992.

April 19, 1991 – A deal is made to bring the first overall selection in the 1991 NFL Draft to Dallas in exchange for a first and second round selection and three veteran players. Dallas selected Outland Trophy winner Russell Maryland with the top pick.

April 21-22, 1991 – In an unprecedented action among NFL clubs, the Cowboys sign their top three draft choices on draft day. The team also drafts a club record 17 players.

July 16, 1991 – The Cowboys open training camp in Austin with all 17 of their draft choices under contract. Dallas concludes its second training camp at St. Edward's University with over 75,000 fans attending the Cowboys practices.

November 24, 1991 – The Cowboys end the Redskins 1991 undefeated streak at 11 games with a 24-21 victory at RFK Stadium.

December 15, 1991 – Dallas defeats Philadelphia, 25-13, at Veterans Stadium to secure a wild card playoff spot. The victory marks the team's first trip to the playoffs since 1985.

December 22, 1991 – Dallas closes the 1991 season with a 31-27 win over Atlanta, marking the team's best record (11-5) since 1983.

January 5, 1992 – Dallas defeats Chicago by a 17-13 score in an opening round playoff game at Soldier Field. The victory marks the Cowboys first playoff win since 1982, and the first playoff win on the road since 1980.

May 1, 1992 – Jerry Jones is appointed to the NFL's Competition Committee by Commissioner Paul Tagliabue. Jones becomes the first owner to serve on the prestigious committee since the death of Cincinnati's Paul Brown.

December 21, 1992 – Before a national television audience on ABC's Monday Night Football, the Cowboys defeat the Atlanta Falcons (41-17) at the Georgia Dome to claim the NFC Eastern Division Championship. The victory marks the Cowboys first divisional title since 1985. It is the 14th divisional title in club history.

December 23, 1992 – Six players from the Cowboys offense are selected to play in the Pro Bowl. The six players establish a Dallas Cowboys record for most offensive players selected to the Pro Bowl.

December 27, 1992 – Dallas defeats Chicago by a 27-14 score at Texas Stadium. The victory is the 13th of the year for Dallas, establishing a new club record for victories in a season. Emmitt Smith finishes the season with 1,713 rushing yards, enabling him to become the first player to win back-to-back NFL rushing titles since Eric Dickerson (1983-84).

December, 1992 – The Cowboys set a team record for road attendance by averaging 72,523 fans-per-road game. The team also played before a sold-out stadium in all 16 regular season games.

January 10, 1993 – In their first home playoff game since 1983, Dallas hands NFC East rival Philadelphia a 34-10 defeat in an NFC Divisional Playoff Game.

January 17, 1993 – In their first NFC Championship Game since 1982, the Cowboys defeat the San Francisco 49ers by a 30-20 score at Candlestick Park. The victory sends Dallas to Super Bowl XXVII in Pasadena, marking the Cowboys first Super Bowl trip since 1978.

January 31, 1993 – While making an NFL record sixth Super Bowl appearance, the Cowboys defeat Buffalo 52-17 in Super Bowl XXVII at the Rose Bowl in Pasadena. Troy Aikman was named the game's MVP after throwing four touchdown passes. The Super Bowl crowd of 98,374 becomes the largest crowd to ever witness a Cowboys game. The game was witnessed by 133.4 million television viewers, making Super Bowl XXVII the most watched event in television history.

March 5, 1993 – The Super Bowl Champion Dallas Cowboys become the first athletic team to visit the White House under President Bill Clinton's administration. The visit to the White House is the first in club history.

December 28, 1993 – An NFC-record 11 Dallas players are selected to the Pro Bowl. That group includes a club-record eight offensive selections (seven Pro Bowl starters).

January 2, 1994 – The Cowboys defeat the N.Y. Giants 16-13 in overtime at the Meadowlands. The win clinches the Cowboys second straight NFC East title and the 15th division crown in club history.

January 2, 1994 – Emmitt Smith finishes the season with 1,486 yards to earn his third straight NFL rushing crown. He becomes just the fourth man in NFL history to win three consecutive rushing titles. He is also named Associated Press NFL Player of the Year, the first Cowboy so honored.

January 23, 1994 – Dallas defeats San Francisco 38-21 in the NFC Championship Game at Texas Stadium. The victory gives the Cowboys an NFL-record seventh conference championship in the first conference title game to be played at Texas Stadium since Jan. 1, 1978.

January 30, 1994 – Dallas becomes one of just three NFL teams to win four Super Bowls by defeating Buffalo (30-13) in Super Bowl XXVIII at the Georgia Dome in Atlanta. The victory enables the Cowboys to become the only franchise in NFL history to win more than one Super Bowl under two different owners. The game featured two rushing touchdowns by Super Bowl MVP Emmitt Smith.

March 30, 1994 – Barry Switzer is named the new head coach of the Dallas Cowboys – and the third head coach in team history. Switzer replaces Jimmy Johnson, who stepped down as the Cowboys head coach the previous day.

December, 1994 – For the second straight season, the Cowboys send a club and NFC-record 11 players to the Pro Bowl.

January, 1995 – The Cowboys set a Texas Stadium record for home attendance with an average crowd of 64,579, the first time Dallas has averaged over 64,000 fans-per-game at Texas Stadium. The previous record was 63,943 set in 1981.

January 15, 1995 – The Cowboys play in their third NFC Championship Game of the decade. The Cowboys are the only NFL team in play in multiple conference championship games in each decade of the team's existence.

December 24, 1995 – Dallas wraps up its fourth straight NFC Eastern Division title – a feat no other NFC East team had accomplished other than the Cowboys teams from 1976 to 1979.

December 25, 1995 – Emmitt Smith closes the season with a team-record 1,773 rushing yards and an NFL-record 25 rushing touchdowns. Smith led the NFL in rushing for the fourth time in five years, becoming just the fifth player in NFL history to win at least four rushing titles.

December, 1995 – Ten Cowboys are selected to the NFC Pro Bowl squad. Since 1993 Dallas has earned 32 Pro Bowl selections – the most ever by one team over a three-year period.

January 14, 1996 – The Cowboys win an NFL record eighth conference championship game by defeating the Green Bay Packers 38-27 at Texas Stadium. The victory marked the Cowboys third NFC title in four years.

January 28, 1996 – Dallas becomes the first team in NFL history to win three Super Bowls in a four-year period by defeating the Pittsburgh Steelers 27-17 in Super Bowl XXX at Sun Devil Stadium in Tempe, Ariz. The game is witnessed by 138.4 million television viewers, making Super Bowl XXX the most watched event in television history. The victory enables Dallas to earn its fifth Super Bowl title – joining the San Francisco 49ers as the second NFL franchise to win five Super Bowls. The Cowboys have appeared in an NFL-record eight Super Bowls. Dallas also became the first NFL franchise to win Super Bowls with three different head coaches.

December 15, 1996 – The Cowboys clinch a fifth straight division title with a 12-6 win over the New England Patriots at Texas Stadium. The championship enables the Cowboys to become the first team in NFL history to win five straight NFC Eastern Division crowns.

January 5, 1997 – Dallas closes the postseason with a divisional playoff loss at Carolina. The loss marks the first time since the 1991 season that the Cowboys were unable to reach the NFC title game.

December, 1997 – The Cowboys close the 1997 season with a 6-10 record, marking the team's first non-playoff season since 1990.

February 12, 1998 – Jerry Jones names Chan Gailey as the fourth head coach in the history of the Dallas Cowboys franchise. Gailey, who had previously served as the Pittsburgh Steelers offensive coordinator, replaces Barry Switzer, who resigned from his position on January 9.

July 15, 1998 – The Cowboys open training camp at Midwestern State University in Wichita Falls, Texas. Attendance figures for the four-week camp exceed 100,000.

November 8, 1998 – With 163 yards on 29 carries in a 16-6 win over the New York Giants, Emmitt Smith becomes the Dallas Cowboys all-time leading rusher. Smith's performance against New York pushes him past Tony Dorsett (12,036) and into the Cowboys top spot.

December 20, 1998 – After a one-year absence from postseason play, the Cowboys clinch

their sixth NFC Eastern Division title in the last seven years with a 13-9 win over Philadelphia at Texas Stadium. The 1998 division crown is the 19th division championship (15th NFC East title) in the club's 39-year history.

December 27, 1998 – After scoring a first-half touchdown on a one-yard run against the Redskins at Texas Stadium, Emmitt Smith becomes the NFL's all-time leader in rushing touchdowns, moving ahead of Marcus Allen (123). Smith would later add a 26-yard touchdown run in the second quarter to bring his league record total to 125 by season's end. The Cowboys closed the year with a 23-7 victory over Washington and a 10-6 record, enabling Dallas to become the first team in the history of the NFC East to post an 8-0 record in division play.

December 24, 1999 – The Dallas Cowboys NFL-record of consecutive games in front of sold out stadiums came to an end in a Christmas Eve game against the New Orleans Saints in the Louisiana Superdome. The streak, which included home and away games, came to a halt after 160 games. It began on Dec. 23, 1990 at Philadelphia's Veterans Stadium and included 79 straight sell-outs at Texas Stadium (including playoffs) and 81 straight sell-outs on the road (including playoffs).

January 2, 2000 – The Cowboys close the century as the NFL's most successful team in the decade of the 1990s. From 1990 to 1999, Dallas qualified for the playoffs eight times, won six division titles, made four trips to the conference championship game and won three Super Bowls. The 1999 season ends with an 8-8 regular season record and a wild card playoff loss at Minnesota on Jan. 9, 2000.

January 26, 2000 – Jerry Jones names Cowboys defensive coordinator Dave Campo as the fifth head coach in franchise history. Campo spent the previous 11 seasons as an assistant coach in Dallas and was the defensive coordinator for the 1995 team that won Super Bowl XXX.

August 27, 2001 – Dallas defeats Oakland in a preseason American Bowl game in Mexico City that marks the Cowboys ninth international game. With stops in England (2), Japan (2), Mexico (4) and Canada (1), the Cowboys have played more international games than any other team in the NFL.

October 27, 2002 – In a 17-14 loss to the Seattle Seahawks at Texas Stadium, Emmitt Smith moved past Walter Payton to become the all-time NFL rushing leader. Smith finished the 2002 season, and his Dallas Cowboys career, with 17,162 yards, 436 more than Payton's previous career mark of 16,726.

January 2, 2003 – Jerry Jones names Bill Parcells as the sixth head coach in Dallas Cowboys franchise history. Parcells, a two-time Super Bowl winner with the New York Giants, replaces Dave Campo.

December 21, 2003 – The Cowboys topped the N.Y. Giants to record their 10th win of the season, securing a wild card berth in the playoffs. It was the club's 27th postseason appearance, extending their NFL record. It was also the 24th season in franchise history that the club had posted at least 10 wins, also a league record.

November 2, 2004 – With 55% of the vote, the citizens of Arlington, Texas overwhelming support a stadium referendum at the polls. The public-private partnership between the City of Arlington and the Dallas Cowboys will fund a retractable roof stadium with capacity for up to 100,000 people in the heart of Arlington's entertainment district. With over

\$400 million committed by the team and stadium users, it will be the largest private investment in a stadium in NFL history, and the stadium will give North Texas the ability to bring major events like the Super Bowl and the NCAA Final Four to the region.

September 19, 2005 – Troy Aikman, Michael Irvin and Emmitt Smith, the cornerstone players of the three-time Super Bowl Champion Cowboys teams of the 1990s became the 15th, 16th and 17th members of the club's Ring of Honor. The trio finished their Cowboys career holding almost every major passing, receiving and rushing record while helping the organization become the NFL's Team of the Decade for the '90s. A record crowd of 65,207 fans pack Texas Stadium to witness the halftime event during the Monday Night Football match-up against division rival Washington.

December 24, 2005 – With a 24-20 win at Carolina, the Cowboys clinch the 29th winning season in the franchise's 46 years in operation. Dallas finished the year 9-7.

January 1, 2006 – The Cowboys played in front of 63,131 fans in the regular season finale at Texas Stadium on Jan. 1, 2006, pushing the club's all-time home attendance figure past the 20 million mark. Dating back to the 1960 franchise opener at the Cotton Bowl, 20,002,761 fans have now seen the Dallas Cowboys in person at the Cotton Bowl and Texas Stadium.

April 10, 2006 – Ground was broken on the new Dallas Cowboys Stadium in Arlington, Texas. The state-of-the-art venue is scheduled for completion by the start of the 2009 NFL season and will accommodate between 80,000 and 100,000 fans.

August 5, 2006 – Three-time Super Bowl Champion quarterback Troy Aikman and six-time Pro Bowl tackle Rayfield Wright become the eighth and ninth former Cowboys to be enshrined in the Pro Football Hall of Fame in Canton, Ohio. Aikman, the MVP of Super Bowl XXVII and the winningest quarterback of the 1990s is selected in his first year of eligibility. Wright, a member of the NFL's 1970s All-Decade team and two Super Bowl winning teams in Dallas is selected in his first year as a senior's committee nominee.

December 16, 2006 – With a 38-28 win over the Atlanta Falcons in the Georgia Dome, the Cowboys secured a playoff berth en route to a 9-7 regular season record and a second place finish in the NFC East. The victory marked the organization's 28th postseason appearance, extending their NFL record.

February 8, 2007 – Jerry Jones announced the appointment of Wade Phillips as the seventh head coach in Dallas Cowboys history. Phillips, who brought a previous 45-35 record as an NFL head coach to the club, replaced Bill Parcells who announced his retirement from coaching on January 22, 2007.

May 22, 2007 – At NFL owners' meetings in Nashville, Tennessee, North Texas was selected to host Super Bowl XLV. The game will be played at the Cowboys new stadium in Arlington, Texas, on February 6, 2011. The first Super Bowl to be presented in North Texas was awarded on the fourth ballot of a vote by the NFL ownership.

August 4, 2007 – Michael Irvin, a member of six divisional winners and three Super Bowl championship teams with the Cowboys of the 1990s, becomes the 10th former Dallas Cowboys player to be enshrined in the Pro Football Hall of Fame. Irvin, the Cowboys career leader in receptions and

yardage, is presented by team owner Jerry Jones for induction at the ceremony in Canton, Ohio.

December 9, 2007 – With a 28-27 win at Detroit, the Cowboys clinched the NFC Eastern Division title for the first time since 1998. The win gave Dallas its 20th division championship (16th NFC East). Dallas closed the season with an NFC-best 13-3 record, tying the club mark for regular season victories that was set in 1992.

February 10, 2008 – A record 13 Dallas Cowboys participated in the Pro Bowl in Hawaii. Representing the club on offense were starters Tony Romo (QB), Terrell Owens (WR), Flozell Adams (LT), Andre Gurode (C), Leonard Davis (RG) and Jason Witten (TE). Marion Barber (RB) was a reserve for the NFC offense. On the defensive side, DeMarcus Ware (LB) and Ken Hamlin (FS) were starters while Roy Williams (SS), Terence Newman (CB) and Greg Ellis (LB) were reserves. Rookie placekicker Nick Folk was also selected.

September 26, 2008 – The first seats were installed at the Cowboys new stadium in Arlington.

December 4, 2008 – A topping out ceremony was held at Cowboys Stadium as the last major lift took place over the stadium's east end zone door. Owner Jerry Jones and Arlington Mayor Robert Cluck were joined at the event by a number of Cowboys Hall of Fame players including Bob Lilly, Michael Irvin, Tony Dorsett and Rayfield Wright.

December 14, 2008 – With a 20-8 win over the N.Y. Giants, the Cowboys clinch the 32nd winning season in franchise history. Dallas finished the year 9-7.

December 16, 2008 – Five members of the Dallas Cowboys were named to the Pro Bowl as Davis (second selection), Gurode (third), Jay Ratliff (first), Ware (third) and (fifth) were selected. Adams (fifth) was later added as injury replacement.

May 13, 2009 – At the annual Dallas Cowboys sponsor appreciation golf tournament held at Cowboys Golf Course, Owner Jerry Jones officially announced the new stadium will be named Cowboys Stadium. Jones also unveiled the stadium's logo at the event.

May 27, 2009 – With the Jones Family, Arlington Mayor Robert Cluck and a host of Cowboys greets on hand, the West End Zone doors were opened to a crowd of close to 2,000 as part of the building's Ribbon Cutting ceremony.

June 6, 2009 – The inaugural event at Cowboys Stadium was a star-studded country music concert headlined by George Strait. Superstar Reba McEntire, singer/songwriter Blake Shelton and recording artist Lee Ann Womack joined the event. During the middle of the show, Strait called for the giant roof to be opened, and the show finished under a starry night sky.

September 20, 2009 – The 105,121 fans who attended the first regular season game at Cowboys Stadium (Dallas vs. the New York Giants) became the largest crowd to ever witness an NFL regular season – or postseason – game.

January 3, 2010 – With a 24-0 win over Philadelphia, the Cowboys wrapped up the NFC Eastern Division title – marking the 21st division crown in the club's 50-year history. Dallas advanced to the playoffs for the 12th time in the 21 years of Jones' tenure as the owner and general manager.

January 9, 2010 – Cowboys Stadium played host to its first NFL playoff game when Dallas dropped Philadelphia by a 34-14 margin in front of


92,951 fans in Arlington. The victory increased the Cowboys NFL-best total of all-time postseason wins to 33.

February 14, 2010 – The 108,713 fans who saw the NBA All Star Game at Cowboys Stadium became a part of history as they made up the largest crowd to attend a basketball game – at any level – in the more than 100-year history of the sport.

August 7, 2010 – Emmitt Smith, the NFL's all-time leading rusher with 18,355 yards and winner of three Super Bowl rings, became the 12th player in franchise history inducted into the Pro Football Hall of Fame. Smith, who won NFL and Super Bowl MVP awards and is the NFL record holder with 11 consecutive 1,000-yard rushing seasons, was presented by team owner Jerry Jones for the induction ceremony in Canton, Ohio.

STEPHEN JONES

Chief Operating Officer
Executive Vice President
Director of Player Personnel



With 22 years of NFL experience, Stephen Jones has established himself as one of the brightest and most versatile executives in professional sports. Recognized as Owner Jerry Jones' right-hand man, Jones is the Cowboys Chief Operating Officer/Executive Vice President, as well as Player personnel director and President of Cowboys Stadium.

He oversees all elements of the scouting and player personnel departments for the Cowboys as well as all aspects of the stadium management operation. His work involves managing the organization's 400-plus employees, while also overseeing the club's salary cap and all major player contract concerns. He is also active in the recruitment - and management - of all major events that come to Cowboys Stadium. Jones' experience as a major college football player and his years as one of the NFL's top executives were instrumental in his recent appointment to the League's prestigious Competition Committee.

Jones spearheaded the club's new stadium efforts, overseeing every element of the development and construction of the venue while also working closely with local government, community and business leaders. He was directly responsible for the club's successful referendum campaign in the fall of 2004 that saw the City of Arlington agree to join forces with the Cowboys in building a new state-of-the-art stadium.

Opened to the public in May of 2009, Cowboys Stadium's dramatic first season of operation resulted in the venue being named the Sports Facility of the Year by the *Sports Business Journal* in May of 2010.

January 6, 2011 – Jerry Jones announced the appointment of Jason Garrett as the eighth head coach in Dallas Cowboys history. The former Cowboys' quarterback guided the club to a 5-3 record as the interim coach in the second half of the 2010 season and became the first former Cowboys player to earn a spot as the head coach.

February 6, 2011 – For the first time in the region's history, North Texas played host to a Super Bowl when the Green Bay Packers and Pittsburgh Steelers faced off in Super Bowl XLV on Feb. 6 at Cowboys Stadium. The Packers earned their fourth Super Bowl Championship with a 31-25 win in front of 103,219 fans - the fourth-largest crowd to watch a Super Bowl.

The 100,000-plus seat Cowboys Stadium established the attendance record for an NFL regular season game as 105,121 witnessed the September 20, 2009 home opener, while the 108,713 who attended the NBA All-Star Game on February 14, 2010 became the largest crowd to witness a basketball game in the history of the sport.

In just over two years of operation, more than four million fans have attended events that included high school and collegiate football, major college basketball, international soccer, professional bull riding, Motocross, world championship boxing and a handful of concerts that featured world renowned recording artists. Another million visitors passed through the twelve-story-high doors of the stadium for daily public tours of the venue.

With its architectural versatility and cutting edge media capabilities, Cowboys Stadium has become a visible beacon that has established North Texas as a major focal point on the sports and entertainment canvas of North America.

The brilliant new home of the Cowboys has become a powerful catalyst in attracting a wide range of national and international events that will define the future of the region for generations to come. After already playing host to Super Bowl XLV in February of 2011, other top flight events for the future include the annual AT&T Cotton Bowl, the 2014 NCAA Final Four in men's basketball, Arkansas football series, the Cowboys Classic which features a marquee matchup of prominent schools at the beginning of each collegiate football season and the annual Texas A&M-Arkansas football series just to name a few.

Prior to focusing much of his energy on the new venue in Arlington, Jones' stewardship of historic Texas Stadium left behind a legacy of facility management that maximized the use and visibility of the venue into a year-round destination for sporting, entertainment, community and corporate events on an unprecedented level. His vast experience in stadium management, design and development has landed him a standing appointment on the NFL's New Stadium Committee.

Jones played an integral role in the team's rise from a 1-15 record in 1989 to being the NFL's "Team of the Decade" with three Super Bowl titles in the 1990s. As he enters his 23rd NFL season, Jones is a driving force behind the Cowboys push to return to the NFL's elite level of teams. His recent work has seen the club restock its roster with some of the game's top talent and the recent results have produced winning records in six of the last eight seasons - and division titles in two of the last four years (2007 and 2009).

Most recently he has negotiated contract agreements with a core group of veteran players with Pro Bowl experience. That group includes, Jason Witten, Tony Romo, DeMarcus Ware, Leonard Davis, Andre Gurode, Jay Ratliff and Mat McBriar.

The last eight draft classes (2002-2010) are proving to be the foundation for the future of the Cowboys with 12 starters and 10 All-Rookie Team members coming out of those selections. Those same drafts also produced nine Pro Bowl players who have collectively combined for 30 all-star game appearances in Roy Williams (2002 draft), Andre Gurode (2002), Terence Newman (2003), Jason Witten (2003), DeMarcus Ware (2005), Marion Barber (2005), Jay Ratliff, Nick Folk (2007) and Mike Jenkins (2008).

In the ever-evolving strategy that dictates a team's competitiveness in the current collective bargaining agreement, Jones' performance in managing the Cowboys salary cap, and the club's activity in free agency, has played a prominent role in the team's ability to compete at the NFL's highest level. Most recently he has overseen the acquisition of veteran free agents such as Leonard Davis, Kyle Kosier, Keith Brooking, Igor Olshansky and Gerald Sensabaugh.

Jones' involvement in shaping the Dallas roster under the salary cap was critical in allowing the Cowboys to maintain one of the NFL's most talented

core group of players throughout the decade of the 1990s. His creativity and care taking of the Cowboys cap played a key role in the team's six division titles and four conference championship game appearances.

During a historic two-year period of time, Jones was involved in signing five Cowboys stars who were considered the best players in the game at their respective positions. Between September of 1993 and September of 1995, Jones helped orchestrate contract agreements with running back Emmitt Smith, quarterback Troy Aikman, fullback Daryl Johnston, wide receiver Michael Irvin and cornerback Deion Sanders.

Jones has enjoyed a life-long association with the game of football. A four-year letterman as a linebacker and special teams standout at the University of Arkansas, Jones was a starter for the Razorbacks in the Orange Bowl Classic Game that followed the 1986 season. Prior to attending the University of Arkansas, Jones was an all-state quarterback and a three-year starter at Catholic High School in Little Rock, Arkansas.

He graduated from Arkansas in 1988 with a degree in chemical engineering, and immediately went to work in the oil and gas business for JMC Exploration as an engineer.

On Feb. 25, 1989, Jerry Jones purchased the Dallas Cowboys and installed Stephen into a key front office position as one-of-three vice presidents with the club.

Jones is a member and past president of the Dallas Chapter of the Young Presidents' Organization. He serves on the board of directors for the SMU Athletic Forum and Cotton Bowl Athletic Association. He also serves on the board for the Dallas Citizens Council and the Baylor Health Care System Foundation. He is a former member of the NFL's Business Ventures Committee, and he is also a member of the board of directors for Legends Hospitality - the joint stadium catering venture involving the Dallas Cowboys and the New York Yankees organizations that Jones was instrumental in creating.

Jones (6/21/64) was born and reared in Little Rock. He is married to the former Karen Hickman of El Dorado, Arkansas, and the couple has three daughters and a son: Jessica, Jordan, Caroline and John Stephen.

CHARLOTTE ANDERSON

**Executive Vice President
VP of Brand Management
President of Charity Foundation**



As one of the National Football League's most innovative and versatile front office executives, Charlotte Anderson's 22 years of NFL experience with the Dallas Cowboys have enabled her to assume a position of leadership among women in American professional sports.

In her role as the organization's primary brand management executive, Anderson oversees all strategies and applications surrounding the Dallas Cowboys identity as it is presented to a world-wide fans base.

Her vision and direction guides the Cowboys in the areas of stadium design, entertainment, merchandising, licensed apparel, uniform design, memorabilia, community service and philanthropy. She also supervises the fortunes and travels of the Dallas Cowboys Cheerleaders - considered to be the most recognized and accomplished organization of its kind in the world.

Recently, Anderson has played a prominent role in shaping the design, décor, sponsor integration and overall presentation of Cowboys Stadium, the state-of-the-art venue that opened in Arlington, Texas in 2009. Under her guidance, the venue will play host to some of the highest profile sports and entertainment events in the world - among those are the Super Bowl, the NBA All Star Game, the NCAA Final Four and the annual AT&T Cotton Bowl.

A signature element of Anderson's service to the Cowboys has been her forthright approach to making a difference in the lives of others - and no where is that commitment more evident than the Thanksgiving Day halftime celebration that annually kicks off the Salvation Army's Red Kettle Campaign.

In 1997, Anderson introduced a groundbreaking approach to fund-raising on the world-wide stage by focusing a national television audience on Texas Stadium and the unique opportunity to kick off the Salvation Army's Red Kettle Campaign. By combining the powerful elements of network television, top flight musical entertainers and the traditional appeal of the Cowboys Thanksgiving Day game, Anderson set the wheels in motion to help the Army raise hundreds of millions of dollars and touch lives across the globe.

Since that initial halftime presentation which featured the musical talents of Reba McEntire, the Cowboys and the Salvation Army have helped create a new holiday tradition with the artistic assistance of Randy Travis (1998), Clint Black (1999), Jessica Simpson and Billy Gilman (2000), Creed (2001), LeAnn Rimes (2002), Toby Keith (2003), Destiny's Child (2004), Cheryl Crow (2005), Carrie Underwood (2006), Kelly Clarkson (2007), Jonas Brothers (2008), Daughtry (2009) and Keith Urban (2010).

In May of 2010, Anderson was named to the position of Chairman of the Salvation Army's National Advisory Board - where she became the first woman in the history of the organization to hold that title. In recognition of her alliance with the Army, Anderson was also the recipient of the Exceptional Service

Award at the SA's National Advisory Organizations Conference in 2007.

Along with brand development and stadium design, Anderson's involvement in the daily operation of the Cowboys organization extends over a wide range of responsibilities. She manages the Cowboys year-round efforts in community service, philanthropic involvement and the annual development and distribution of foundation funds produced by The Gene and Jerry Jones Family Charities and the Gene and Jerry Jones Arlington Youth Foundation.

As president of the Dallas Cowboys Cheerleaders, Anderson has further developed the international profile of the world's premier professional sports cheerleading organization. In the late 1990s, the Cowboys Cheerleaders surpassed the legendary Bob Hope in total number of USO visits made to U.S. military installations around the world. In addition to their strong tradition of fulfilling community service obligations, the Cheerleaders are featured in numerous national television appearances, including "Making of the Team," an annual network series that airs nationally in conjunction with the selection of the Dallas Cowboys Cheerleaders.

Anderson's spirit of involvement in the local community extends far beyond the realm of professional football. Since coming to the Dallas-Ft. Worth area in 1989 she has been actively involved with leadership roles in a wide range of organizations that include: The Boys and Girls Clubs of America (regional trustee); Southwestern Medical Foundation (board member); the Presidents Advisory Council for The Dallas Center for Performing Arts Foundation; Dallas Center for Performing Arts Foundation (planning committee member); TACA board of governors; The Salvation Army (board of directors); The Rise School (board of directors); Shelton School (board of directors); Dallas All Sports Association (board member); Dallas Symphony (board of directors) and the Super Bowl Host Committee. On the national level, she is also a member of the NCAA Leadership Advisory Board of Directors. She is also on the Board of Directors for Plans Capital Corporation.

A native of Little Rock, Arkansas, Charlotte Jones Anderson (7/26/66) is a 1988 graduate of Stanford University where she earned a B.S. degree in human biology. She is married to Shy Anderson. The Anderson's live in Dallas with their three children: daughter Haley and sons Shy and Paxton.

JERRY JONES, Jr.

**Executive Vice President
Chief Sales and Marketing Officer**



As Executive Vice President and Chief Sales and Marketing Officer, Jerry Jones, Jr. is a key member of the Dallas Cowboys front office, overseeing the club's entire sales and marketing efforts. Jones was instrumental in the design and planning of Cowboys Stadium, viewed as one of the world's truly unique sports and entertainment venues. In its first

two years of operation, Cowboys Stadium has already played host to Super Bowl XLV, the 2010 NBA All Star Game, the AT&T Cotton Bowl, and numerous other major events on top of being the home of the Dallas Cowboys.

In his current role, Jones is the guiding force behind all the club's sales and marketing efforts,

both those directed at the team's loyal fans as well as its corporate partners. With the Cowboys unique vertical structure, Jones leads a team that is not only responsible for the sales and marketing of the club, but also its vast merchandising business as well as all digital and broadcast media.

Over the last few years, Jones guided the transition of 65,000 season ticket holders as well as over 300 suite owners from Texas Stadium to the club's new home. With a stadium capable of holding up to 100,000 fans, with eight club areas and 3.0 million square feet of space, this monumental effort required the expansion of the club's sales team to over 60 employees dedicated to personalized customer service. At the same time, Jones has also been deeply involved in the extension and expansion of the club's already sizable corporate sponsorship base. In recent years, Jones has directed the extension of long-term agreements with numerous valued partners like Miller Brewing, Ford, Bank of America, Pepsi and Dr Pepper as well as the addition of a new major member of the team, AT&T.

In both 2008 and 2009 these efforts were recognized by the *Sports Business Journal* when Jones was named to their 40 Under 40 List of executives under the age of 40 who are making the greatest contribution to their organization and the world of sports and entertainment.

On the broadcast front, Jones oversaw the 2006 move to bring the club's radio broadcast in-house. The move added English radio to the club's stable of English and Spanish television programming as well as the Spanish radio broadcast. Blue Star Media now originates over 25 hours a week of original television, radio and internet programming aired across the Dallas Cowboys Broadcasting Network in five states.

Jones has established a growing reputation at the league level as it relates to sales and marketing. In recent years he has been named to both the NFL's Marketing Executives Committee as well as the Internet Working Group Committee.

In 2001, to help further the Dallas Cowboys marketing and brand image initiatives, Jones became

the President of Dallas Cowboys Merchandising, Ltd. (DCM), a company formed in 1996 to design, manufacture and distribute Dallas Cowboys merchandise throughout the world. To date, the Cowboys are still the only major league sports team to form such an entity, enabling their fans to have the unique opportunity to enjoy the authenticity of team merchandise and memorabilia, straight from the source. Under Jones's leadership, DCM and the Dallas Cowboys continue to thrive as one of the top teams in NFL sales over the past 20 years.

Today DCM mall stores have more than doubled to 40 retail locations throughout Texas and New Mexico, including the 15,000 square foot Pro Shop in Cowboys Stadium; the largest Pro Shop of any NFL team. In 2010, DCM moved into a new 400,000 square foot manufacturing and distribution headquarters near DFW Airport.

Jones took over as the club's Chief Marketing Officer in 2001 after first joining the club in 1996 as Vice President and General Counsel. He spent his early years negotiating rookie contracts, local radio and television broadcast rights fees and sponsorship agreements. He was also instrumental in launching the Dallas Cowboys official website, www.dallascowboys.com. The Cowboys website continues to be at the forefront of internet technology and has become one of the NFL's most comprehensive and innovative team pages. Following the 2005 season, the site won the NFL's award for best content which not only includes the quality of writing material, but also the video updates, video shows, and live internet broadcasts. To this day, www.dallascowboys.com receives more visits than any other team website in the NFL.

Jones, born Sept. 27, 1969, earned his law degree from Southern Methodist University in 1995. He completed his undergraduate coursework at Georgetown University, where he majored in political science and graduated with a BA in 1992. Jones and his wife, Lori, reside in Dallas, Texas with their children James and Mary Chamber.



Jerry Jones, Jr., Jerry Jones, Charlotte Anderson, and Stephen Jones

JASON GARRETT

Head Coach

Princeton

Head Coach: 1st Year • NFL: 7th Year • Cowboys: 5th Year



JASON
GARRETT

PLAYERS

2010 SEASON

RECORDS

PLAYOFF
RECORDS

HISTORY

SIDELINES

Jason Garrett was named the eighth head coach in Dallas Cowboys history on January 5, 2011. Garrett, who played for or worked alongside five of his predecessors, became the first former Dallas Cowboys player to become the team's head coach.

Having literally grown up around successful head coaches in the NFL and in the Dallas Cowboys family, Garrett was a member of three Super Bowl winning teams in the 1990s during his seven seasons as a Cowboys quarterback. His father, Jim, was a personnel scout for the team for 21 years and served under every Super Bowl winning head coach and ownership regime in franchise history.

As a player in Dallas, Garrett learned under championship coaches Jimmy Johnson and Barry Switzer, while serving as a back-up to Troy Aikman in offenses directed by Norv Turner and Ernie Zampese. He went on to play for the New York Giants who reached Super Bowl XXXV while playing for offensive coordinator Sean Payton. Garrett finished his playing days while studying under Jon Gruden in Tampa Bay and started his coaching career with the Miami Dolphins, where he worked under two-time collegiate national championship head coach, Nick Saban.

Garrett was elevated to the Cowboys top job after taking over as the team's interim head coach at the midpoint of the 2010 season. He went on to guide a Dallas team that had started the season with a 1-7 record to a 5-3 mark down the stretch. In the season's second half, three of the Cowboys five victories were against teams that posted 10 regular season wins, while the three Dallas defeats were decided by a combined total of seven points.

Since the 2007 season, Garrett had been the Cowboys offensive coordinator under head coach Wade Phillips, and in 2008, he was assigned the additional duties of being the club's assistant head coach.

Under Garrett, the Dallas offense has reached high levels of productivity in several categories, and the unit has finished among the NFL's top-10 in total offense in three of his four years at the helm: 2010 (10th), 2009 (2nd), and 2007 (2nd). From the start of the 2007 season, the club has averaged 24.6 points-per-game and 368.5 total yards-per-outing. The team has set single-season records in a handful of categories, and from 2007 to 2009 the cumulative numbers for total net yards (17,753), gross yards (12,761) and passing yards (12,181) represented the best totals over a three-year span in the history of the organization. Under Garrett's tutelage, eight offensive players have earned trips to the Pro Bowl, while three of those men, running back Marion Barber, guard Leonard Davis, and wide receiver Miles Austin earned their first career Pro Bowl selections.

Although the 2010 club faced its share of challenges, the offense continued to put up big numbers, amassing 5,828 total yards for the seventh-highest yardage output in franchise history. Dallas also topped the 4,000 passing yard mark for the third time in four years with the third-most in club history (4,042). Quarterback Tony Romo started the season running the offense, but a fractured left clavicle suffered against the N.Y. Giants (10/25) led the way for Jon Kitna to take over. Before the injury, Romo completed

148-of-213 passes (69.5%) for 1,605 yards, 11 touchdowns and seven interceptions. At the time of his injury, he had a 94.9 quarterback rating that was sixth in the NFL and tops in the NFC. In his first action since 2008, Kitna completed 209-of-318 passes (65.7%) for 2,365 yards, 16 touchdowns and 12 interceptions. Tight end Jason Witten continued to thrive as he led the team and all league tight ends with 94 catches - good for third in the league. Witten also finished with 1,002 receiving yards and nine touchdowns. His 1,002 yards marked his third career 1,000-yard season and his second consecutive while his nine touchdowns tied a team tight end record. Austin notched his second straight 1,000-yard season (1,041) to give the Cowboys their fifth time with two pass catchers topping 1,000 yards. Rookie wide receiver Dez Bryant was well on his way to a record-breaking rookie season before fracturing his ankle at Indianapolis (12/5). Prior to his injury, Bryant collected 45 catches (second all-time among team rookies) for 564 yards (fifth) and six touchdown catches (tied for second). The club sent three offensive players to the Pro Bowl: Austin (second consecutive), Andre Gurode (fifth consecutive) and Witten (seventh consecutive).

En route to winning the 2009 NFC Eastern Division title, Dallas established club records for total offensive yards (6,390), net passing yards (4,287) and pass completions (347). Dallas ranked second in the NFL in yards-per-game (399.4), sixth in passing (267.9) and seventh in the league in rushing (131.4). Romo broke his previous single season records for completions (347) and passing yards (4,483), while Austin (1,320 receiving yards) and Jason Witten (1,030) became just the fourth pair of Cowboys pass catchers to gain more than 1,000 yards in a season in team annals. On the ground, second-year running back Felix Jones eclipsed a 47-year-old record for rushing yards-per-carry with a season average of 5.9.

The 2009 club led the NFL in average gain on first down plays (6.52), and five offensive players made trips to the Pro Bowl in South Florida: Witten, Davis, Gurode, Romo and Austin.

In 2008 Dallas finished the season 13th in the NFL with an average of 344.5 yards-per-game. The team was ninth in the league through the air (236.8 yards-per-game), and the team's total of 3,789 net yards passing was fifth in club history since the 16-game NFL regular season was implemented in 1978. Following the season, offensive linemen Davis, Gurode and Flozell Adams were selected to represent the Cowboys in the Pro Bowl along with Witten.

In 2007 Garrett directed a Dallas unit that produced one of the most explosive seasons in club history. Following the season in which the Cowboys won the NFC Eastern Division crown with a team-record tying 13 victories, head coach Wade Phillips added to Garrett's responsibilities by naming him the club's assistant head coach on January 17, 2008. Regarded as one of the bright young offensive minds in the league, Garrett was named *Pro Football Weekly's* NFL's Assistant Coach of the Year in March of 2008. The award, which is presented annually at the Ed Block Courage Awards Banquet in Baltimore, is selected by a vote of the Pro Football Writers of America.

Dallas finished the 2007 season second in the NFL in scoring (first in the NFC) with an average of 28.4 points-per-game. The 455 points scored in 2007 marked the second-highest figure in club history behind only the 1983 club (479 points). The Cowboys scored at least 20 points in 14 of its 16 games in 2007, marking the most 20-plus point games since the 1995 club also had 14. The 2007 offense also set a club record by scoring 24-points-or-more in the first 13 games of the season.

With a 16-game average of 365.7 yards-per-game, the Cowboys were third in the NFL (second in the NFC) in total offense. Dallas closed the 2007 season fourth in the NFL (third in the NFC) in passing with an average of 256.6 yards-per-game. In the rushing offense category, the Cowboys were 17th in the NFL (seventh in the NFC) with an average of 109.1 yards-per-game. The 5,851 yards in total offense by Dallas in 2007 marked the fifth-highest total yardage output in team history at the time. The Cowboys established a club record with 217 passing first downs in 2007, while also leading the NFL in average yards gained on first downs. Dallas picked up an average of 6.24 yards on first down plays, while New England (6.09) was second.

In his first full season as an NFL starter, Romo finished the campaign as the NFC's top rated passer (97.4), marking the third-highest single season passer rating in club history. With 36 touchdown passes in 2007, Romo established a Cowboys record for single season scoring tosses - eclipsing the mark of 29 set by Danny White in 1983. Romo also set what were then season club marks for completions (335) and passing yardage (4,211).

Terrell Owens closed the year second in the NFC in receiving yardage with 1,355 (fifth in the NFL), and he led the NFC in touchdown catches (third in the NFL) with a club record 15 scoring receptions. Witten finished the year second among all NFL tight ends (first in the NFC) in both receptions (96) and yardage (1,145). Both totals represented club records for a Dallas tight end in a single season.

Barber's 4.8-yard rushing average was fifth among all NFL backs, and his 10 rushing touchdowns tied for fifth. The one-two punch of Barber and Julius Jones combined for 1,563 yards on the ground and a combined average of 97.7 yards-per-game.

Garrett returned to Dallas in 2007 as the offensive coordinator after spending the previous two seasons tutoring the Miami Dolphins quarterbacks. Garrett, who was a back-up quarterback to Troy Aikman in Dallas from 1993 to 1999, rejoined the Cowboys with a great understanding of the championship heritage of the organization. As a player in Dallas, he was a member of teams that won six division titles and three Super Bowl championships.

As a player, Garrett worked under highly successful offensive coordinators Norv Turner and Ernie Zampese in Dallas while providing sideline assistance to Aikman for the majority of his Hall of Fame career. After moving to New York in 2000, he helped guide starting quarterback Kerry Collins and the Giants to an NFC Championship and a Super Bowl berth while working along side current Saints head coach Sean Payton, who was the team's offensive coordinator. Garrett also gained valuable experience in absorbing Head Coach Jon Gruden's offensive philosophies during a stint with the Tampa Bay Buccaneers in the closing months of his playing career in 2004.

He entered the coaching profession in February of 2005 as the quarterbacks coach for Nick Saban's first

Miami Dolphins club. While in Miami, Garrett capably handled the challenge of having to work with five different starting quarterbacks over the course of 32 regular season games. In 2005 Miami quarterbacks threw 22 touchdowns with just 16 interceptions. Their plus-six differential was the team's best since the 1998 season when they were a plus-seven (23-16). In 2006 Garrett managed three starting quarterbacks for an offensive unit that produced four pass receivers who each had at least 55 receptions. It marked the first time in club history that four different receivers had at least 55 catches.

In his seven years as a player in Dallas, Garrett started nine of the 23 games in which he played. A key reserve player on three Super Bowl teams, he is best remembered for his Thanksgiving Day heroics in 1994. As the Cowboys third quarterback on the depth chart, he made his second career start against Green Bay after Aikman and backup quarterback Rodney Peete were felled with injuries in previous weeks. Garrett led Dallas to a thrilling 42-31 come-from-behind victory in which he directed the Cowboys to a club-record 36 second half points with six consecutive second half scoring drives. He finished the day with 311 passing yards on 15 completions with two touchdown tosses and was named the NFC's Offensive Player of the Week. He went on to start five games in 1998 and two games in 1999 to finish his days in Dallas with a 6-3 record as a starting quarterback.

Garrett served as the primary backup to Kerry Collins during the New York Giants run to the Super Bowl in 2000, and played the entire fourth quarter of the NFC Championship Game that year. He spent the next three seasons with the Giants (2000-03).

He concluded his career by splitting the 2004 season with Tampa Bay and Miami. Overall in his 12 NFL seasons, Garrett started nine of the 40 regular season games in which he played and completed 165-of-294 passes for 2,042 yards with 11 touchdowns and five interceptions.

As a senior at Princeton University in 1988, Garrett was named the Ivy League's Player of the Year and honorable mention All American. He earned his degree in history in 1989, then entered the NFL as an undrafted rookie free agent with the New Orleans Saints developmental squad. After being released prior to the 1990 season, he spent the fall of 1990 as an assistant coach at Princeton. In 1991 Garrett moved on to play in the World League and the Canadian Football League before joining the Cowboys practice squad in 1992.

Garrett, who prepped at University School in Chagrin Falls, Ohio, followed in his family footsteps in 2005. His father, Jim, spent more than 30 years in the NFL as a coach and scout. His brother, John, is now the passing game coordinator/tight ends coach with the Cowboys. Another brother, Judd, was a practice squad player for the 1993 Cowboys Super Bowl Championship club and is now with the Cowboys scouting department as the director of pro scouting.

Jason and his wife Brill founded their charitable foundation, Jason Garrett Starfish Charities, in 1997 with the goal of enriching the lives of young people. The principle activity of the foundation is a one-day football camp and leadership forum for high school athletes, which is held each summer at Princeton University in conjunction with Play It Smart, a program administered by the National Football Foundation.

Born on March 28, 1966, Garrett resides in Dallas with his wife, Brill.

Jason Garrett – Born March 28, 1966, Abington, Pa. Quarterback Princeton 1987-88. Pro quarterback San Antonio Riders (World League) 1991. Ottawa Rough Riders (CFL) 1991. Dallas Cowboys 1993-99. New York Giants 2000-03. Tampa Bay Buccaneers, Miami Dolphins 2004. College coach: Princeton 1990. Pro coach: Miami Dolphins 2005-06, Dallas Cowboys 2007-10.

BRIAN BAKER

Defensive Line

Maryland

NFL: 16th Year • Cowboys: 1st Year



Brian Baker enters his first year in Dallas as the team's defensive line coach after he was named to the position on February 7, 2011. Baker comes to Dallas with 27 years of coaching experience, including 15 years of NFL coaching experience, with the last two as the Carolina Panthers defensive line coach.

In 2010 Baker led the charges of the Panthers defensive line that had three of its members finish in the top-10 on the team in tackles. Defensive end Charles Johnson paced the team with 11.5 sacks - tied for fourth in the league - while also leading the team with 27 pressures. Defensive end Tyler Brayton's 14 pressures were good for second while defensive end Greg Hardy tied for the squad lead with two forced fumbles.

Baker was named the Panthers defensive line coach on Feb. 13, 2009 following three years in the same position with the St. Louis Rams. In his first season with the Panthers, Baker led a unit through a solid season as his line accounted for 25.5 of the team's 33 sacks. Feared pass rushing end Julius Peppers led the charges on the defense by notching 10.5 sacks to earn his fifth Pro Bowl selection. Baker's work with the line pass rush helped the defense finish fourth in the NFL in both pass defense and percentage of passes intercepted.

Prior to arriving in Carolina, Baker spent three seasons coaching the Rams defensive line. In 2008 his squad tallied 20 of the defense's 30 sacks and finished 11th in the league in sacks-per-pass play. He coached both defensive end Leonard Little - tied for fifth in the league with 13 sacks - and tackle La'Roi Glover - finished sixth among NFC defensive tackles with 5.5 sacks - in 2006.

Leading up to his time with the Rams, Baker spent five years with the Minnesota Vikings serving

as the defensive line coach (2001 and 2004-05) and as the team's linebackers coach (2002-03). His work with defensive tackle Kevin Williams led to Williams' first of six Pro Bowl selections in 2004. Williams also went on to earn AP All-Pro honors that same season, finishing with 11.5 sacks. Baker also mentored defensive end Lance Johnstone in 2004 to give the Vikings the third-most prolific sack duo in the league totaling 22.5 on the year.

From 1997-2000 Baker coached the defensive line for the Detroit Lions. Under his tutelage, the defensive line notched 120.5 sacks as defensive linemen Robert Porcher (1997 and 1999) and Luther Elliss (1999 and 2000) were selected to the Pro Bowl. Baker's 1998 and 1999 lines finished fifth and sixth, respectively, in the league in sacks-per-pass play, and, in 1999, Porcher finished fourth all-time in club history with 15.0 sacks.

Baker made his NFL coaching debut as the defensive line coach for the San Diego Chargers in 1996 after working on the collegiate level for 12 years. His first stint in coaching came in 1984 at his alma mater, Maryland, as he coached outside linebackers. He then went to Army as fullbacks coach (1986), followed by a move to Georgia Tech to again coach linebackers (1987-95). He added defensive coordinator responsibilities in 1995. Under his guidance, the Yellow Jackets went on to claim the National Championship as the nation's only unbeaten team (11-0-1) in 1990.

Baker played outside linebacker at Maryland from 1981-83 and helped the Terps win the Atlantic Coast Conference in 1983. He earned his degree in marketing in 1985.

Baker and his wife, Nevada, have three daughters, Nicole, Jade and Jasmine.

Brian Baker - Born June 20, 1962, Baltimore, Md. Outside linebacker Maryland 1981-83. No pro playing experience. College coach: Maryland 1984-85, Army 1986, Georgia Tech 1987-95. Pro coach: San Diego Chargers 1996, Detroit Lions 1997-2000, Minnesota Vikings 2001-05, St. Louis Rams 2006-08, Carolina Panthers 2009-10. Joined the Dallas Cowboys in 2011.

BRETT BECH

Assistant Strength and Conditioning

Louisiana State

NFL: 2nd Year • Cowboys: 1st Year



Brett Bech joined the Dallas Cowboys as an assistant strength and conditioning coach in 2011. He begins his second stint as a strength coach in the NFL after spending one season (2006) with the N.Y.

Jets in a similar capacity. He is no stranger to head strength and conditioning coach Mike Woicik's philosophy as Woicik ran the strength program in New Orleans for three of Bech's four seasons as a receiver.

Before landing in Dallas, Bech spent two and a half years training collegiate athletes for the NFL Combine at Athletes' Performance in Gulf Breeze, Fla. Prior to that, he was the Jacksonville Jaguars offseason speed consultant for two years (2007-08).

He was an assistant strength and conditioning coach for the N.Y. Jets in 2006 after he spent 2005 as their offseason speed consultant.

Bech had a pro football career that spanned nine years. He was an undrafted free agent for the Jacksonville Jaguars in 1996 before joining the Saints practice squad later that same season. He

spent three more years at receiver for New Orleans (1997-99). He spent one year with the NFL's Las Vegas Outlaws (2000) then three seasons (2002-04) in the Arena Football League for the Indiana Firebirds.

Bech was a three-year letterman at Louisiana State (1992-94) and led the Tigers in receiving in 1993 and 1994. He was the team's captain as a senior.

Bech has his Certified Strength and Conditioning Specialist and USA Weightlifting Level 1 certificates. He, and his wife, Cheri, have four daughters, Cora, Olivia, Shilah and Priscilla.

BEN BLOOM

Quality Control Defense/Linebackers

Tufts

NFL: 2nd Year • Cowboys: 1st Year



The Dallas Cowboys hired Ben Bloom during the 2011 offseason to serve as the club's defensive quality control coach and assist new linebackers coach Matt Eberflus. Bloom is entering his second season in the NFL as a coach after serving as a defensive assistant with the Cleveland Browns in 2010. He will continue to work closely with Eberflus in Dallas, who he worked with in Cleveland, as well as with Rob Ryan, the Cowboys new defensive coordinator. Bloom spent the 2009 season with the

Browns as an assistant in team operations and in quality control.

Prior to joining the Browns, Bloom served as an assistant defensive line coach at Harvard University during the 2008 season. He earned his master's degree in education from Tufts University, while serving as a graduate assistant defensive line coach from 2005-07. Bloom also earned a bachelor's in history from Tufts where he was a three-year letter winner on the football team. He is a native of Wellesley, Mass.

Ben Bloom – Born October 17, 1982, Wellesley, Mass. Offensive Line Tufts 2001-04. No pro playing experience. College coach: Tufts University 2005-07, Harvard University 2008. Pro coach: Cleveland Browns 2010. Joined the Dallas Cowboys in 2011.

CHRIS BONIOL

Assistant Special Teams/Kickers

Louisiana Tech

NFL: 2nd Year • Cowboys: 2nd Year



The Dallas Cowboys brought in one of their own when they hired Chris Boniol leading up to the 2010 season to help kicker David Buehler in his fulltime role as the club's place kicker. Boniol first came to Dallas in 1994 as the club's placekicker. In 2011, Boniol will continue his work with Dallas' kickers while also assisting Joe DeCamillis with the team's special teams units.

In his first season as a pro coach, Boniol's mentorship of Buehler saw the second-year player finish 2010 converting 24-of-32 (75.0%) field goals and 42-of-44 PAT tries while also forcing 22 touchbacks. Buehler's .750 field goal percentage ranked sixth in Cowboys franchise history among Cowboy rookie or first-time kickers. Overall, his 114 points tied for fourth among the same group while his 22 touchbacks were the third-most in a season in club history.

Boniol enjoyed a six-year pro career, playing for three different NFL teams. From 1994-96 Boniol converted 118-of-121 PATs and 81-of-93 (87.1%) of his field goals while helping the Cowboys to a Super Bowl XXX Championship. Boniol then played two seasons (1997-98) for Philadelphia and one (1999) with Chicago. Boniol enjoyed his finest season as a pro in 1995 as Dallas captured the Super Bowl XXX title. On the year, Boniol drilled 27-of-28 (96.4%) field goal attempts and 46-of-48 PATs to finish with 127 points – tying the fourth-most points in a season by a Cowboy. Boniol finished his pro career 128-of-163 (78.5%) on field goals and 183-of-189 on PATs for 567 total points.

Following his professional football career, Boniol returned to school and finished up his degree in general studies at Louisiana State University in 2001. In

2002, he began teaching middle school math and coaching football in Flower Mound, Texas. After two years, Boniol became a private football coach for high school and collegiate student-athletes. Boniol returned to teaching part time in 2008 where he remained until earning a spot on the Cowboys coaching staff leading up to the 2010 NFL season.

Boniol finished his collegiate career at Louisiana Tech third on the school's all-time scoring list. He attended Alexandria, La., Senior High School and was the school's kicker while also playing catcher for the school's baseball team.

Boniol and his wife, Christine, have two sons, Gaige and Garin.

Chris Boniol – Born December 9, 1971, Alexandria, La. Kicker Louisiana Tech 1990-93. Pro kicker Dallas Cowboys 1994-96, Philadelphia Eagles 1997-98, Chicago Bears 1999. Pro coach: Dallas Cowboys 2010.

DAVE CAMPO

Secondary

Central Connecticut State
NFL: 23rd Year • Cowboys: 18th Year



The hiring of Dave Campo as secondary coach for the Cowboys on January 29, 2008 marked the return of one of the most talented and loyal coaches in the history of the Cowboys organization.

As an assistant coach with the Cowboys in the 1990s, Campo played a key role in the development of Dallas teams that made eight playoff trips, won six division titles and claimed three Super Bowl titles. He worked his way up to the head coaching position for the Cowboys, a post he held for three seasons from 2000 to 2002, before moving on to assistant coaching stops with the Cleveland Browns and Jacksonville Jaguars.

Now in his 18th year of service to the Dallas Cowboys, Campo's coaching tenure with the organization is exceeded by only four other men in club history. The secondary in Campo's third season back was led by Terence Newman and Gerald Sensabaugh, who tied for the team lead with five interceptions each. Both defensive backs also established single-season personal-bests with the five thefts.

In 2009 - his second season back with the Cowboys - Campo's secondary was highlighted by second-year man and former first round draft pick Mike Jenkins' team-leading five interceptions and first Pro Bowl selection. Newman, who earned his second career Pro Bowl selection, finished second on the team with three interceptions as Campo's defensive backs accounted for 10 of the club's 11 interceptions on the season. The selection of both Newman and Jenkins highlighted the first time in team history Dallas sent both starting cornerbacks to the all-star game.

In his first season back with the Cowboys, Campo's secondary accounted for seven of the club's eight interceptions while seeing eight different starters due to injuries and a suspension. Although Newman struggled with a groin and abdomen injury through the first half of the season, Campo's work with the cornerback allowed him to pace the club with a then career-high tying four interceptions. Campo also introduced rookie cornerbacks Jenkins (first round) and Orlando Scandrick (fifth round) to the rigors of the NFL. Jenkins played in 14 games and earned three starts to finish with 22 tackles and an interception he returned 23 yards for his first career touchdown. Jenkins was the first club rookie to return a pick for a touchdown since Roy Williams returned two in 2002. Scandrick earned three starts

and emerged as the club's nickel cornerback, finishing with 36 tackles and a sack. The club's strong safety position was dealt a blow early in the season as five-time Pro Bowler Roy Williams played in just three games after suffering a broken forearm twice.

Prior to moving back to Dallas, Campo spent three seasons (2005-2007) as the secondary coach and assistant head coach for Jack Del Rio's defense in Jacksonville. In each of his three years in Jacksonville, Campo's secondary either set - or exceeded - club records for interceptions. The 2007 and 2006 teams both registered 20 interceptions after the 2005 club set the then club standard with 19 interceptions.

In his final season with the Jags, Campo helped guide the club to an 11-5 record and a wildcard berth in the playoffs. Jacksonville beat Pittsburgh in an opening round road win before bowing out to the eventual undefeated AFC Champion Patriots in Foxborough. Campo's 2007 secondary ranked 15th overall in pass defense while the defensive unit as a whole finished the year 11th in the NFL by allowing an average of 313.8 yards-per-game in opponents' total offense. The Jacksonville secondary's 20 interceptions contributed to a defensive group that ranked sixth in the NFL in total take-aways with 30 for the year.

Under Campo, Rashean Mathis became the first Jaguars cornerback to be voted to the Pro Bowl as he tied for third in the NFL with a team-record eight interceptions in 2006. The Jaguars had two-plus interceptions in seven-of-16 games in 2006.

Prior to joining the Jaguars, Campo served as the defensive coordinator for the Cleveland Browns for two seasons (2003-2004). The Browns 2003 defense ranked 15th in the NFL, marking the club's best overall defensive finish since the 1994 Cleveland unit was ranked seventh. The 2003 Browns were also third in the NFL in red zone touchdown percentage while recording at least one quarterback sack in 15 of their 16 games.

Before joining the Browns, Campo spent the previous 14 seasons with the Dallas Cowboys, including 11 seasons as an assistant and the last three as head coach from 2000 to 2002. During his tenure in Dallas, he helped the team win consecutive Super Bowl championships in 1992 and 1993 and again in 1995. As head coach, his teams compiled a 15-33

record as many of the cornerstone stars from the 1990s championship clubs were ending their careers or nearing retirement.

In Campo's first two seasons as head coach, the Cowboys defense finished third in the NFL in passing defense and the team finished fourth in total defense in 2001. From 2001 to 2002, the Dallas defense ranked among the NFL's elite, allowing teams to average 3.7 yards-per-rush and allowing only 22 rushing touchdowns in 32 games.

In four of the five years that Campo directed the Dallas defense as coordinator (1995-1999), the Cowboys finished the year among the NFL's top-10 units, including a pair of top-three finishes. En route to the Super Bowl title in 1995, Campo's defense ranked ninth in the NFL. That was followed by units that ranked third in 1996, second in 1997, 18th in 1998 and ninth in 1999. As the coordinator of the Cowboys defense, Campo helped guide the careers of some of the 1990s most dynamic defensive players - including Pro Bowlers Charles Haley, Darren Woodson, Deion Sanders, Tony Tolbert, Leon Lett, Russell Maryland and Dexter Coakley.

Prior to becoming defensive coordinator in 1995, Campo directed a secondary that had grown into one of the team's deepest and most productive units. His 1994 squad led the NFL in pass defense and tied for fourth in the NFL with 22 interceptions. All-Pro strong safety Darren Woodson became the first Dallas defensive back to earn a starting Pro Bowl berth since Everson Walls (1985). The 1994 secondary led the NFL, allowing just 172.0 yards-per-game through the air. The '94 defense was also

tops in the NFL in total defense (269.6 yards-per-game). Despite having no Pro Bowl defensive players on the 1992 Super Bowl Championship squad, the Dallas defense finished first in the NFL in total defense (245.8 yards-per-game), while Campo's secondary finished the year first in passing defense (168.1).

Campo was hired by Dallas as an original member of Jimmy Johnson's first Cowboys staff in 1989. Prior to joining the NFL, he was the secondary coach for Johnson at the University of Miami for two seasons (1987-88). At Miami, he helped the Hurricanes to a two-year record of 23-1 and the 1987 National Championship. Safety Bennie Blades was the 1987 Jim Thorpe Award winner before being selected with the third pick in the NFL draft by the Detroit Lions.

Campo began his coaching career at his alma mater, Central Connecticut State, where he spent the 1971-72 seasons. He then moved to the University of Albany (1973), Bridgeport (1974), the University of Pittsburgh (1975), Washington State (1976), Boise State (1977-79), Oregon State (1980), Weber State (1981-82), Iowa State (1983) and Syracuse (1984-86). In addition to starring at defensive back at Central Connecticut State, Campo twice earned All-East honors at shortstop.

Campo has hosted an annual golf tournament in Hartford, Conn., to raise money for Focus on Kids, a charity that supplies eyeglasses for underprivileged children. He attended Robert E. Fitch High in Groton, Conn. He and his wife, Kay, have six children: Angie, Eric, Beckie, Tommy, Shelbie and Michael.

Dave Campo - Born July 18, 1947, Groton, Conn. Defensive back Central Connecticut State 1967-70. No pro playing experience. College coach: Central Connecticut State 1971-72, Albany 1973, Bridgeport 1974, Pittsburgh 1975, Washington State 1976, Boise State 1977-79, Oregon State 1980, Weber State 1981-82, Iowa State 1983, Syracuse 1984-86, Miami 1987-88, Pro coach: Dallas Cowboys 1989-2002 (head coach 2000-02), Cleveland Browns 2003-04, Jacksonville Jaguars 2005-07, Dallas Cowboys 2008-10.

JOE DeCAMILIS

Special Teams Coordinator

Wyoming

NFL: 24th Year • Cowboys: 3rd Year



Now in his 24th season as an NFL coach, Joe DeCamillis enters his third season as the Dallas Cowboys special teams coordinator. Under his guidance, Dallas special teams units have flourished. DeCamillis has served as the team's special teams coach in 18 of his previous 23 years as an NFL coach, and in 15 of the last 17 seasons, a player on DeCamillis' special teams unit has returned either a punt or a kickoff for a touchdown. In total, DeCamillis coached units have racked up 25 returns for touchdowns (15 by punt and 10 by kickoff returns).

Punter Mat McBriar earned his second Pro Bowl nomination in 2010 as he led the league in both gross (47.9) and net (41.7) averages. It marked the first time in club history a Dallas punter led the league in both categories. Kicker David Buehler picked up where he left off on kickoffs in 2010, adding 22 touchbacks to finish fourth in the league.

As a first-timer on PATS and FGs, Buehler finished 42-of-44 and 24-of-32, respectively. DeCamillis broke in several rookies on special teams, including wide receiver Dez Bryant, who proved he is dangerous in the return game as well. Bryant had two punt returns for touchdowns - a 62-yarder and a 93-yarder - as he became the seventh Cowboy, second as a rookie, to return two punts for touchdowns in a season. Rookie Bryan McCann also had a punt return for a touchdown - a 97-yarder - for the second-longest punt return in team history. The three punt returns for touchdowns on the year established a single-season club record. Under DeCamillis' guidance, another rookie established a team-best when Danny McCray finished the season with 28 special teams tackles - third-most all-time in team history since the club began recording special teams tackles in 1988.

The biggest jump seen in 2009 was in opponents' average starting field position as the Cowboys were second in the NFL in 2009 (22.8-yard line) after finishing 20th in the league in 2008 (29.3). Dallas also jumped spots in punt returns as the club was sixth in the league (10.9 yard-per-return) after finishing 2009 30th with a 6.4-yard average. Patrick Crayton had two punts returned for touchdowns in back-to-back games – one for 76 yards and the other for 82 – to make him the sixth Cowboy with multiple punt return touchdowns in a season and just the second to do it in back-to-back games. Dallas' field goal block team batted away two attempts – one in the season opener at Tampa Bay (9/13) when Gerald Sensabaugh tipped one in the first quarter followed by Jay Ratliff's block in the fourth quarter in the overtime win at Kansas City (10/11). DeCamillis helped break in rookie kickoff specialist Buehler, who finished the season with a club-record and NFL-leading 29 touchbacks. Three times in 2009 Buehler had four touchbacks in a game to tie the second-most in a game in club history. Despite finishing 10th in the league in gross average (45.1) and seventh in net yards (39.9), punter McBriar continued his punting prowess under DeCamillis as the Aussie finished third in the NFL with a career-best and club-record 38 punts downed inside opponents' 20-yard line. In Rick Gosselin's (Dallas Morning News) annual special teams rankings, Dallas improved to fourth in 2009 after placing 27th in 2008.

Before landing in Dallas, DeCamillis spent the previous two seasons coaching the Jacksonville Jaguars special teams units, helping the kickoff coverage unit finish fourth in opponents' average starting field position in 2007 (25.8-yard line) and first in 2008 (24.5). DeCamillis' 2008 unit also tied Washington for the fewest opponents' kickoff returns of 20-or-more yards (24) while finishing third in the league in opponents' kickoff return average (19.9). They trailed only Buffalo (19.8) and Pittsburgh (19.1). In 2007 DeCamillis' work with coverage specialist Chad Nkang allowed the rookie to set a single-season franchise record with 30 special teams tackles.

DeCamillis headed up the Atlanta Falcons special teams units from 1997-2006. During DeCamillis' tenure, the Falcons punt coverage team allowed an NFL-low 6.1 yards-per-return with only one return for

a touchdown. The Falcons also had the third-most touchbacks (126), the second-most kickoff returns for touchdowns (eight) and the second-most total return touchdowns (13) during that span.

In 2006 the Falcons led the NFL as their opponents had an average starting position at the 23.6-yard line. They ranked fourth in the NFL with 47 kickoff returns of 20-plus yards and second in allowing only 26 kickoff returns of 20-plus yards.

In 2005 the Falcons were one of just four teams ranked in the NFL's top-10 in both kickoff coverage (first) and punt coverage (eighth). Kicker Todd Peterson made 18 consecutive field goals and converted 23-of-25 field goal attempts. His 92.0 field goal conversion percentage tied for fourth in the league and was second all-time in team record books. Punt returner Allen Rossum finished second in the NFL in punt returns in 2004 (12.4) and was named to the Pro Bowl. The 2003 Falcons special teams ranked second in the NFL for kickoff coverage, allowing 19.4 yards-per-return, and punt return average (14.3).

Jay Feely set Atlanta's team record for most field goals (32) and most points (138) in a season in 2002 while punter Chris Mohr led the NFL in net punting average (38.7). DeCamillis' punt return unit in 1999 had only 26 punts returned against them for 119 yards, which was the lowest in the NFL and 10th-lowest in the league since 1978. His 1998 unit surrendered only 112 punt return yards, the seventh-lowest in the NFL in a single season since 1978.

DeCamillis spent four seasons (1993-96) as special teams coach with the New York Giants under Dan Reeves, and in 1996, his punt coverage unit led the NFL with 32 punts downed inside the 20-yard line. The club's punt return unit was sixth in the NFL (11.4) with two touchdowns scored.

DeCamillis began his coaching career in Denver as defensive quality control and assistant special teams coach from 1988-92 when former Cowboys head coach Wade Phillips was the team's defensive coordinator (1989-92).

DeCamillis was an all-state quarterback and wrestler at Arvada, Colo., High School and went on to become an All-America wrestler at Wyoming. DeCamillis and his wife, Dana, have two daughters, Caitlin and Ashley.

Joe DeCamillis – Born June 29, 1965, Arvada, Colo. Did not play football while at Wyoming. No Pro playing experience. Pro coach: Denver Broncos 1988-92, New York Giants 1993-96, Atlanta Falcons 1997-2006, Jacksonville Jaguars 2007-08, Dallas Cowboys 2009-10.

MATT EBERFLUS

Linebackers

Toledo

NFL: 3rd Year • Cowboys: 1st Year



Matt Eberflus joined the Dallas Cowboys on January 26, 2011 as the club's linebackers coach. Eberflus, who will begin his third season coaching in the NFL, comes to Dallas after spending the previous two seasons as the Cleveland Browns linebackers coach. He spent 17 years prior to that coaching in

the collegiate ranks. In Dallas, Eberflus will again be working with defensive coordinator Rob Ryan, with whom he worked under with the Browns.

In 2010 Eberflus led the charges of the Browns linebacking corps that had four of its starters (ILB Eric Barton, 12 starts; ILB Scott Fujita, nine starts;

ILB Chris Gocong, 16 starts; OLB Matt Teague, 16 starts) finish in the top-10 in tackles. Additionally, linebacker David Bowers became the second player in Browns history to return two interceptions for touchdowns in a single game (at New Orleans, 10/24).

In his first season with the Browns, Eberflus guided a unit through a solid season despite the loss of both starting inside linebackers due to injury by the season's midpoint. Under Eberflus' guidance, linebacker Bowers made a successful transition from an outside spot to the inside, finishing with a career-best 71 tackles, with 5.5 sacks - the third-highest sack figure of his career. With the injuries to his inside starters, Eberflus worked third-year backer Jason Trusnik into a starting role. Trusnik, acquired five weeks into the season, went on to make the first 10 starts of his career and tallied 54 tackles and 2.5 sacks.

Prior to entering the pro ranks, Eberflus coached at the University of Missouri (2001-08). He came to Missouri as the defensive coordinator/defensive backs coach in 2001 and became the associate head coach/defensive coordinator/safeties coach in 2006. While with Missouri, Eberflus guided the Tigers defense to the Big 12 North Division title in 2007 and 2008, compiling a 22-6 record over that span. Not being limited to his role

with the defense, Eberflus helped recruit All-American quarterback Brad Smith and wide receiver Sean Coffey while also landing defensive back William Moore and linebacker Sean Weatherspoon.

Before arriving in Missouri, Eberflus spent nine years (1992-2000) at his alma mater, the University of Toledo. He served as a student assistant coach in 1992, then as a graduate assistant in 1993 before landing a full-time spot in 1994 as recruiting coordinator/outside linebackers coach. He held that position for two seasons before concentrating solely on the outside linebackers for two more seasons (1996-98). For his last two years at Toledo, Eberflus coached defensive backs. In his seven seasons as a full-timer, Toledo boasted a winning record each season, compiling a 56-22-2 record, including an 11-0-1 finish in 1995 and a 10-1 finish in 2000.

Eberflus was a four-year letterman and a three-year starting linebacker at Toledo. He earned first-team All-Conference honors as a junior and senior as he led the team in tackles both years. He also served as a team captain as a senior and took home the Nicholson Trophy for contributing the most towards the success of the team.

Eberflus earned his degree in education from Toledo in 1993 and was inducted into the school's Athletic Hall of Fame in 2004.

Eberflus and his wife, Kelly, have two daughters, Grace, and Giada.

Matt Eberflus - Born May 17, 1970, Toledo, Ohio. Linebacker Toledo 1988-91. No pro playing experience. College coach: Toledo 1992-2000, Missouri 2001-08. Pro coach: Cleveland Browns 2009-10. Joined the Dallas Cowboys in 2011.

JOHN GARRETT

Tight Ends/Passing Game Coordinator

Princeton University
NFL: 17th Year • Cowboys: 5th Year



John Garrett returned to the NFL in February of 2007 after a three-year collegiate coaching stint at the University of Virginia under head coach Al Groh. While helping to continue the dramatic production of perennial Pro Bowl tight end Jason Witten in Dallas, Garrett also nurtured the depth and talent at the Cowboys tight end position in third-year man Martellus Bennett. In addition to coaching tight ends in 2011, Garrett will also serve as the passing game coordinator.

In 2010, Witten continued to set the bar for the tight ends as he led the team for the fourth straight season with 94 catches - tied for third in team history. He also finished with his third career - second consecutive - 1,000-yard season (1,002). Witten has now topped 60 catches in seven straight seasons - the second tight end in league history to accomplish the feat. Witten has also topped 80 receptions in three consecutive seasons - the second league tight end to do that as well. His five cumulative seasons with 80+ catches tie the second-most 80+ catch seasons by a league tight end. Witten's three 90-catch seasons are the second-most by a tight end in league history and he is just one-of-two with back-to-back 90-catch seasons. Witten also earned his sev-

enth straight trip to the Pro Bowl. Bennett set a single-season career-high with 33 receptions in 2010 to go along with 260 yards. John Phillips' season was cut short as he suffered a torn ACL in the first preseason game and spent the year rehabbing. The combination of Witten and Bennett boasted the league's highest production among a tight end duo as they combined for 127 catches and 1,262 yards.

Garrett's group of tight ends in 2009 was led once again by Witten, who finished with a team-best 94 catches (third in team history) while topping 1,000 yards for the second time in his career (1,030). Witten also earned his sixth consecutive trip to the Pro Bowl - the most trips by a tight end in franchise history. Bennett contributed 15 catches for 159 yards while the rookie Phillips saw most of time as a blocker, finishing with seven catches for 62 yards. Phillips did catch his first career touchdown pass on a one-yard dump in the Wild Card Playoff Game against Philadelphia (1/9/10).

Garrett's continued work with Witten in 2008 allowed the tight end to again lead the team in receptions (81) and finish second in yards (952). While celebrating yet another productive season, Witten earned his fifth consecutive trip to the Pro Bowl to

tie Jay Novacek for the most trips to the game by a Dallas tight end. Garrett was also charged with working Dallas' second round draft pick Bennett into the mix, and he showed flashes of his potential as a pass catcher, finishing with 20 catches for 283 yards and four touchdowns. Bennett had a streak of three consecutive games with a receiving score to become just the third rookie in club history to have a touchdown catch in three consecutive games, joining Bob Hayes (twice in 1965) and Antonio Bryant (2002).

The trio of Witten, Anthony Fasano and Tony Curtis formed one of the most solid position groups on the Dallas roster in 2007 with each player making key individual contributions through the course of the season. While earning a trip to his fourth consecutive Pro Bowl in 2007, Witten finished the year second among all NFL tight ends (first in the NFC) in both receptions (96) and receiving yardage (1,145). Both totals represented club season records for a Dallas tight end, and his reception total was the second-highest by any Dallas player, at any position, in team history. Among players at all positions in 2007, Witten was 10th in the NFL in receptions and seventh in receiving yardage. The 2007 season marked Witten's first career 1,000-yard receiving year and the first ever by a Dallas tight end. His career-high 15 receptions at Detroit also established a club record for catches in a game - while tying Kellen Winslow's NFL single game mark for tight ends.

Fasano continued his development as a formidable blocker in the running game and a solid complement to Witten in the two-tight end set. Curtis also carved out a productive role in the short yardage offense and registered three receptions on the year - all of which resulted in Dallas touchdowns.

Garrett served as the Virginia wide receivers coach in all three of his seasons with the Cavaliers, and in 2006, he was handed the additional responsibilities of being Groh's assistant head coach. Prior to entering the collegiate ranks in 2004, Garrett had spent the previous 12 years in professional football, working both on the coaching and player personnel sides for three different NFL clubs.

In 2003 he was a scout for the Cincinnati Bengals after spending the previous two seasons (2001-2002) as a Bengals offensive assistant coach, working mostly with the tight ends.

In 1999 and 2000, Garrett was the quarterbacks coach in Arizona and was charged with guiding the development of Cardinals quarterback Jake Plummer. Plummer passed for over 5,000 yards in his two years under Garrett, and by the end of the 2000 season, he became the fastest Cardinal quarterback to reach the 10,000 career passing yard milestone in club history.

Garrett's first tour of duty in Cincinnati was spent exclusively as a member of the Bengals coaching staff from 1995 to 1998. He was the club's wide receivers coach in 1996 and was an offensive assistant who worked regularly with the receivers during the other three seasons.

Garrett's post-playing football career began as a pro personnel assistant for Sam Wyche's Tampa Bay Buccaneers from 1992 to 1994. In addition to his personnel duties with the Bucs, Garrett prepared for his coaching career by providing on-field coaching assistance with the receivers during the week while assisting the defensive staff on game days.

After an outstanding Ivy League career as a wide receiver at both Columbia and Princeton, Garrett earned a degree in history from Princeton in 1988. He spent time in the Dallas Cowboys training camp in 1988, before earning a roster spot with the Bengals in 1989. He spent seven weeks on the Buffalo Bills practice squad (1991) after becoming one of the leading receivers for the San Antonio Riders of the World League of American Football the previous spring.

Garrett is a product of a football family that has enjoyed a long association with the National Football League. His father, Jim, spent 38 years as both a scout or assistant coach in the NFL, and 21 of those years were as a member of the Dallas Cowboys scouting staff. Garrett's brother Jason enjoyed a 12-year career as a back-up quarterback in the NFL including the 1993-99 seasons with the Cowboys and is now the head coach for the Dallas Cowboys. His brother Judd was a practice squad player for the Cowboys 1993 Super Bowl Championship club, and is the Cowboys director of pro scouting.

Born on March 2, 1965, in Danville, Pa, Garrett graduated from the University School in Cleveland, Ohio in 1983. He and his wife Honor have four children - son John Morgan and daughters Honor, Olivia and Caroline.

John Garrett – Born March 2, 1965, Danville, Pa. Wide receiver Columbia 1983-85, Princeton 1986-87. Pro wide receiver Cincinnati Bengals 1989, Buffalo Bills 1991, San Antonio Riders (World League) 1991. College coach: Virginia 2004-06. Pro coach: Cincinnati Bengals 1995-98, 2001-02, Arizona Cardinals 1999-2000, Dallas Cowboys 2007-10.

HUDSON HOUCK

Offensive Line/Running Game Coordinator

USC

NFL: 29th Year • Cowboys: 13th Year



Hudson Houck returned to Dallas in 2008 as one of the most experienced and respected offensive line coaches in the NFL. In his previous tour of duty with the Cowboys (1993-2001), Houck was a productive member of a coaching staff that helped bring Super Bowl titles to Dallas following the 1993

and 1995 seasons. In addition to his offensive line duties in 2011, he will serve as the running game coordinator.

Much in the same manner that he tutored an all-star cast of offensive linemen in Dallas in the mid-1990s, Houck again oversees a group that is con-

sidered one of the league's most talented and complete. The 2010 offensive line featured a new starter at left tackle in Doug Free for the first time in 11 seasons due to the offseason release of Flozell Adams. All other starters returned for 2010 after helping lead the club to its 17th division title in 2009 since the merger. The offensive unit faced several obstacles throughout the 2010 season due to injuries as both Marc Colombo (knee) and Kyle Kosier (knee) missed the season opener - with Kosier missing two more games - and the loss of quarterback Tony Romo in Week 7 for the remainder of the season with a fractured left clavicle. The 2010 offense still managed to amass 5,828 yards for the seventh-highest yardage output in franchise history and their 4,042 passing yards was the third-most in club history and marked the third time in four seasons the Cowboys topped 4,000 passing yards. Center Andre Gurode earned his fifth consecutive Pro Bowl nod.

The line was tested again in 2009, this time due to an injury to starting right tackle, Marc Colombo (broken fibula) in the middle of the season. Free stepped in seamlessly while gaining valuable experience for the future. Adams, Leonard Davis, Gurode and Kosier started every game in 2009, with Davis and Gurode each earning Pro Bowl berths. In 2008 starter Kosier missed most of the season with a foot injury while Cory Procter and Montreae Holland rotated in at left guard. Adams, Gurode, Davis and Colombo started every game along the line in 2008 with Adams, Gurode and Davis each earning Pro Bowl berths.

Hired by Dallas on January 18, 2008, Houck spent the previous three seasons in a rebuilding process as the offensive line coach for the Miami Dolphins.

In 2005 and 2006 he directed a Dolphins line that helped produce a team rushing average of 4.0-or-better in both seasons, marking the first time since the 1986 and 1987 campaigns that Miami had topped the 4.0-yard plateau in consecutive years. Immediately after taking charge of the line in 2005, Houck produced a unit that ranked fourth in the NFL in sacks allowed with 26 - a figure that was half the total permitted by the club in the season before his arrival.

With the Chargers in 2004, Houck helped to revitalize an offensive line which featured five new starters from the previous year. The Chargers ranked 10th in the NFL in total offense, and sixth on the ground, as they rushed for 136.6 yards-per-contest. LaDainian Tomlinson ran for more than 1,300 yards in each of Houck's three years there, including more than 1,600 in his first two. The Chargers line permitted just 21 sacks in 2004, the fourth-lowest total in the NFL and the eighth-fewest in that franchise's 45-year history. Overall in Houck's three seasons with the Chargers, the offensive line allowed an average of only 24.6 sacks-per-season. Their total of 74 sacks over a three-year period was the fourth-lowest in the NFL over this stretch.

During his previous nine-year stint as the offensive line coach in Dallas, Houck was a part of Cowboys teams that won five division titles, advanced to three NFC Championship Games and captured world championships in 1993 and 1995. From 1994 to 1997 Houck also held the additional

responsibilities of being the Cowboys assistant head coach.

Under Houck's guidance from 1993 to 2001, the Cowboys line permitted a total of only 203 sacks, the lowest figure in the NFL during that time. They yielded less than 20 sacks three times and less than 30 on six occasions. Under Houck, six different Dallas offensive linemen made a total of 22 trips to the Pro Bowl. That group included Larry Allen (7 trips), Nate Newton (5), Erik Williams (4), Ray Donaldson (2), Mark Stepnoski (2) and Mark Tuinei (2). The unit helped Emmitt Smith to a pair of NFL rushing titles over this nine-year stretch as he ran for more than 1,000 yards each time.

Prior to his time with the Cowboys, Houck spent one year (1992) tutoring the offensive line with the Seattle Seahawks when Chris Warren rushed for 1,017 yards - the first time in his career that he reached the 1,000-yard mark. That came on the heels of another successful nine-year run with the Los Angeles Rams from 1983-91. Over that time with the Rams, there were seven different individual 1,000-yard rushing seasons and four individual league rushing titles, including an NFL-record 2,105 yards by Eric Dickerson in 1984. Over that stretch, five different Rams offensive linemen were voted to a combined 21 Pro Bowls, including Jackie Slater (7 trips), Doug Smith (6), Kent Hill (3), Dennis Harrah (3) and Tom Newberry (2). In the final three years of Houck's tenure with the Rams, quarterback Jim Everett passed for more yards than any other signal caller over this span, and he also did not miss a start from 1988-91.

Overall in his 28 years as an NFL assistant, Houck's lines have paved the way for 21 individual 1,000-yard rushing seasons. The running backs who benefitted from the blocking, who also have compiled six NFL rushing titles, consist of Smith (Dallas, 9), Eric Dickerson (Rams, 4), Tomlinson (San Diego, 3), Greg Bell (Rams, 2), Ronnie Brown (Miami, 1), Warren (Seattle, 1) and Charles White (Rams, 1).

Before embarking on his NFL coaching career, Houck tutored the offensive line at his alma mater, USC, from 1976-82. During this time, he helped send numerous Trojans to the NFL including Marvin Powell, Pat Howell, Brad Budde, Anthony Muñoz, Keith Van Horn, Chris Foote, Roy Foster, Bruce Matthews, Don Mosebar and Tony Slaton, among others. This group helped lead the way for Heisman Trophy-winning running backs Charles White and Marcus Allen, in addition to another USC great Ricky Bell, an NFL first-round draft choice in 1977.

Houck was a center at USC from 1962-64 and was part of the Trojans 1962 national championship squad. He began his coaching career as an assistant at Crescenta Valley (Calif.) High School in 1966. After serving two years in the United States Army, Houck returned for one season at Crescenta. He then moved on to coach the freshmen team at USC from 1970-71 before becoming Stanford's offensive line coach in 1972, a position he held for four seasons. In his first year with the Cardinals, he also was the freshman coach.

A Los Angeles native, Houck attended Eagle Rock High School in Los Angeles. He has a son, Troy. His wife Elsie, has two children, Scott and Holly.

Hudson Houck - Born Jan. 7, 1943, Los Angeles, Calif., Center Southern California 1962-64. No pro playing experience. College coach: Southern California 1970-72, 1976-82, Stanford 1973-75. Pro coach: Los Angeles Rams 1983-1991, Seattle Seahawks 1992, Dallas Cowboys 1993-2001, San Diego Chargers 2002-04, Miami Dolphins 2005-07, Dallas Cowboys 2008-10.

BRETT MAXIE

Secondary

Texas Southern
NFL: 13th Year • Cowboys: 4th Year



Brett Maxie, a veteran of 13 seasons as a player in the NFL and now in his 13th year as a coach, begins his fourth season as the secondary coach with the Dallas Cowboys. He has previous coaching experience as a secondary coach with the Miami Dolphins, Atlanta Falcons, San Francisco 49ers and Carolina Panthers.

In his third season with the team, Maxie was charged with converting cornerback Alan Ball to the club's starting free safety alongside strong safety Gerald Sensabaugh. Sensabaugh tied for the team lead with five interceptions along with cornerback Terence Newman. Both defensive backs established single-season personal-bests with the five thefts. In Ball, the first-time full-time starter made starts in all 16 games and finished with career-bests in tackles (50), pass breakups (five) and interceptions (two).

Maxie's second season with Dallas saw the Cowboys secondary take a hit with a rash of injuries suffered to its starting safeties as both Ken Hamlin (four games) and Sensabaugh (one game) each missed time, forcing the team to insert backups Ball and Patrick Watkins at their respected positions. Despite the changes, the Cowboys passing defense still managed to finish 20th overall by allowing 225.4 yards-per-game, and the secondary as a whole finished with 10 of the team's 11 interceptions, including a career-best and team-leading five by cornerback, and first time Pro Bowler, Mike Jenkins.

In his first season as secondary (safeties) coach for Dallas, Maxie's tutelage of a defensive secondary helped the unit finish fifth in the NFL by holding opponents to 187.7 passing yards-per-game. Seven of the team's eight interceptions came by way of a member of the secondary under Maxie's coaching, including Newman's then career-high tying and team-leading four interceptions.

In his only season with Miami, Maxie helped oversee a defense that finished fourth in the NFL in passing defense as the Dolphins limited opponents to 188.7 passing yards-per-game. While under his watch,

Maxie's defensive backs also recorded nine of the team's 14 interceptions during the 2007 season.

As defensive backs coach with the Atlanta Falcons for three seasons (2004-06), he oversaw the development of cornerback DeAngelo Hall, a first-round draft choice in 2004, who totaled 10 interceptions in two seasons (2005-06) and was selected to the NFC Pro Bowl during both of those seasons. In Maxie's first year with the Falcons, the defense recorded a club-record five touchdowns, four of which came via interceptions.

Prior to his tenure in Atlanta, Maxie spent five seasons with the San Francisco 49ers, including 1999-2001 as the assistant secondary coach and 2002-03 as secondary coach. In those final two years, safety Tony Parrish collected 16 interceptions, the highest total in the NFL over that stretch. The total included nine in 2003 which tied the highest figure in the NFL.

Maxie got his start as an NFL assistant in 1998 when he served as defensive backs/defensive quality control coach with the Carolina Panthers under Dom Capers, Maxie's former secondary coach when he played for New Orleans (1986-91).

Maxie's coaching tenure followed a 13-year playing career which started as an undrafted college free agent with New Orleans in 1985. In his career, he played with the Saints (1985-93 - voted top-five safety in team history), Atlanta (1994), Carolina (1995-96) and San Francisco (1997), playing in two NFC Championship Games. He appeared in 153 regular season games, including 104 starts, and recorded 23 career interceptions, three of which he returned for touchdowns. He earned the 1995 Ed Block Courage Award in 1995. Maxie also played for the Panthers while Capers was the head coach.

A native of Dallas, Texas, Maxie played collegiately at Texas Southern, where he earned his degree in biology and was a member of the Phi Beta Sigma Fraternity Inc. Maxie and his wife, Angela, have two sons, Brett and Adam, and two daughters, Maya and Olivia.

Brett Maxie – Born January 13, 1962, Dallas, Texas. Safety Texas Southern 1982-84. Pro: Safety New Orleans Saints 1985-93, Atlanta Falcons 1994, Carolina Panthers 1995-96, San Francisco 49ers 1997. Pro coach: Carolina Panthers 1998, San Francisco 49ers 1999-2003, Atlanta Falcons 2004-06, Miami Dolphins 2007, Dallas Cowboys 2008-10.

KEITH O'QUINN

Quality Control Offense/Wide Receivers

University of North Texas
NFL: 2nd Year • Cowboys: 2nd Year



Keith O'Quinn rejoined the Dallas Cowboys in 2010, but this time as a coach after previously serving as a pro scout with the team for three seasons. As a quality control/offensive assistant coach in 2010, O'Quinn assisted the Cowboys offensive staff in breaking down film of upcoming opponents' defenses and helping compose each week's playbooks. In 2011, O'Quinn will continue to prepare the weekly playbooks, but will work closely with the wide receivers and new wide receivers coach, Jimmy Robinson.

In 2009 O'Quinn left the Cowboys to become the Director of Pro Personnel for the Cleveland Browns. While with the Browns, O'Quinn contributed to Cleveland's player acquisition process by managing pro scouting operations and evaluating players and rosters from the NFL and all other levels of professional football. His additional responsibilities included advance scouting, free agency preparation and tracking of player movement within the league.

From 2006-08 O'Quinn helped evaluate players around the NFL as well as other professional leagues while serving as a pro scout in his first stint with the Cowboys in the team's scouting department.

Prior to joining the pro ranks, O'Quinn spent eight years as a high school and college coach. His last stint in that area was as the assistant football and

head baseball coach at Kaufman, Texas, High School. Prior to that, he coached tight ends and special teams at Abilene Christian University in the 2003-04 seasons. From 2000-03 O'Quinn served as tight ends and assistant offensive line coach at Hardin-Simmons University in Abilene, Texas. While at HSU, the Cowboys compiled a 28-5 record and won two conference championships. He also worked as the team's academic supervisor.

In 1999 he worked as the run game coordinator and offensive line coach, as well as the head baseball coach, at Bryan Adams High School in Dallas. O'Quinn began his coaching career at Liberty Christian School in Argyle, Texas, serving as a defensive backs and wide receivers coach.

A native of San Antonio, Texas, O'Quinn attended James Madison High School and earned a Bachelor's of science degree from the University of North Texas, where he played strong safety and was coached on special teams by Dallas' former director of scouting, Jeff Ireland. He went on to earn a master's degree in counseling and human development from Hardin-Simmons University.

O'Quinn and his wife, Reigan, have three children, Mysti, Brittney and Brock.

Keith O'Quinn – Born July 28, 1973, Pensacola, Fla. College: Safety University of North Texas 1991-96. No pro playing experience. College coach: Hardin-Simmons University 2000-02, Abilene Christian University 2003-04. Pro coach: Dallas Cowboys 2010.

SKIP PEETE

Running Backs

Kansas
NFL: 14th Year • Cowboys: 5th Year



Skip Peete arrived in Dallas on February 15, 2007 to coach the club's running backs after spending nine seasons in the same capacity with the Oakland Raiders. In 2010 Peete once again tutored a running back trio with the power, speed and aggressiveness to score from any part of the field.

The 2010 running back duties were again by committee featuring Marion Barber, Felix Jones and Tashard Choice. Barber started the first eight games of the season, missing three games down the stretch with a calf injury, to finish with 374 rushing yards on 113 carries and a team-best four rushing touch-

downs. Jones led the club with career-highs in carries (185) and rushing yards (800) while Choice finished with 66 carries for 243 yards and three rushing touchdowns with most of his action coming late in the season due to Barber's injury.

In 2009 Peete had Barber as the club's starter, finishing with 214 carries for 932 yards and seven touchdowns while both Jones and Choice played pivotal roles in Dallas' ground assault. Jones led the team with a 5.9 yard-per-carry average (116 rushes for 685 yards) which established a team-record that had been untouched for 47 years, and finished second with three touchdowns while Choice finished with 64 carries for 349 yards and three scores seeing most of his rushes coming from the club's "razor-back" package. While injuries cut into some playing time for each of the Cowboys backs, the club still finished seventh in the league (third in the NFC) averaging 131.4 yards-per-game. Dallas was second in the league, tops in the NFC, with a rushing average of 4.8 yards.

The 2008 season had Peete work in four-year veteran Barber into the role of the club's starting tailback. Barber was off to a solid start before suffering a dislocated toe on Thanksgiving Day against Seattle. Barber's workload tapered off following the injury, but he still managed to lead the team with 238 carries for 885 yards and seven touchdowns. Leading into the season, it looked like Peete would have a dangerous weapon in Dallas' first round draft choice Jones, but his season came to an end just six weeks in as he suffered a hamstring injury that led to a toe injury during the rehab process. Jones still managed to turn heads in his limited time as the rookie averaged 8.9 yards-per-carry on 30 runs with three touchdowns. The injuries to the top-two backs on the roster had Peete call on his experience as he was forced to use fourth round choice Choice. Both Peete and Choice stepped up to the challenge as the rookie started three of the final four games and finished with 472 yards and two touchdowns on 92 carries (5.1 avg.).

In his first season in Dallas, Peete's running back tandem of Barber and Julius Jones teamed for 1,563 yards and 12 touchdowns on 368 carries. They were one of just three running back pairs in the league to each have 150-or-more carries and 550-or-more rushing yards. Under Peete's watch, Barber emerged as an all-around threat after spending the first two seasons of his career primarily as a third down and short yardage back. Barber set career numbers with 204 carries for 975 yards to go with his 10 touchdowns and earned his first career Pro Bowl selection

despite seeing time as a reserve through the entire regular season. In Barber's lone start of the season – the Divisional Playoff Game – he rushed for a career-best 129 yards and a touchdown on a career-best 27 carries.

In 2006 Peete's work with the Raiders running backs allowed fourth-year man Justin Fargas to rush for his then single-season career-best yardage total (659). The prior season saw LaMont Jordan reach 1,025 yards – the first 1,000-yard season of his career. Jordan also rushed for nine touchdowns, a single-season personal best. Jordan added 70 receptions for 563 yards and two touchdowns.

Peete's running back corps helped the Raiders lead the NFL in total offense, win the 2002 AFC Championship and move on to Super Bowl XXXVII in San Diego. Charlie Garner led the charge in 2002 as he led the team in carries (182), yards (962) and average gain (5.3) while also finishing second on the team with 91 catches – just one behind Jerry Rice – and 941 receiving yards. Under Peete, the Raiders led the NFL in rushing in 2000 at almost 155 yards-per-game. Tyrone Wheatley led the 2000 team with 1,046 yards on the ground.

Prior to coaching in the NFL, Peete spent two seasons at UCLA, helping coach Skip Hicks to consecutive 1,000-yard and 20-plus touchdown seasons. He was the wide receivers coach at Rutgers (1995) and Michigan State (1993-94). At Michigan State he coached Derrick Mason and Muhsin Muhammad. Peete was on the University of Pittsburgh coaching staff from 1988-92. While with the Panthers, he coached the running backs (1991-92) and mentored future New York Jets rusher Curtis Martin. Peete worked with Pitt's wide receivers (1989-90) after serving one season as a graduate assistant in 1988.

The Phoenix native began his collegiate playing career at the University of Arizona before transferring to Kansas. While at Kansas, Peete was an All-Big Eight wide receiver in 1985 and was voted team captain as a senior in 1986. In 1987 Peete was a wide receiver and played on special teams for the N.Y. Jets. His father Willie is a longtime college and NFL coach and was also a member of the Chicago Bears pro player personnel department. His brother, Rodney, is a former NFL quarterback, who played 16 seasons, including the 1994 season with the Cowboys and who was one of the hosts on Fox Sports Net's "The Best Damn Sports Show Period." Skip and his wife, Rebeca, have twins, son Reeco and daughter Gisele.

Skip Peete – Born January 30, 1963, Phoenix, Ariz. College: Wide receiver University of Arizona 1981-82, University of Kansas 1984-85. Pro: Wide receiver New York Jets 1987. College coach: University of Pittsburgh 1988-92, Michigan State 1993-94, Rutgers University 1995, UCLA 1996-97. Pro coach: Oakland Raiders 1998-2006, Dallas Cowboys 2007-10.

WES PHILLIPS

Assistant Offensive Line

Texas El Paso

NFL: 5th Year • Cowboys: 5th Year



Wes Phillips joined the Dallas Cowboys in 2007 as the club's quality control/offensive assistant coach after coaching quarterbacks at the collegiate level for four years. In 2011 Phillips will work closely with Hudson Houck as the assistant offensive line coach. Phillips continued his role of breaking down film of upcoming opponents' defenses and composing each week's playbooks in 2010 as a quality control/offensive assistant coach while running the scout team in practices. He also assisted special teams coordinator Joe DeCamillis during the special teams portions of practice.

As part of the offensive coaching staff in 2010, the offense amassed 5,828 total yards for the seventh-highest yardage output in franchise history while topping the 4,000 passing yard mark for the third time in four years with the third-most in club history (4,042).

In 2009 Phillips was part of a coaching staff whose offense set single-season club records that included 6,390 yards of total offense – marking the first time a Cowboys team has topped 6,000 yards in a season in team history – and 4,287 passing yards. The offense as a whole finished second in the league in total offense, averaging 399.4 yards-per-game, with both the rushing game (seventh with 131.4 rushing yards-per-game) and passing game (fifth with 267.9 passing yards-per-game) finishing in the top-10 in the NFL. Phillips also continued assisting DeCamillis on special teams during practices and in games, including overseeing the unit at Washington (12/27) when DeCamillis had an emergency appendectomy that forced him to miss the game.

In his second season as an NFL coach in 2008, Phillips and the offensive coaching staff oversaw an offense that finished the season 13th in the NFL in total offense with 344.5 yards-per-game. The team was ninth in the league in passing offense (236.8 yards-per-game), and the team's total of 3,789 net yards passing was, at the time, the fifth-highest in club history since the 16-game NFL regular season was implemented in 1978.

In 2007 Phillips' first season as a Cowboys coach, the offense rounded out the season second in the NFL in scoring (first in the NFC) with an average of 28.4 points-per-game. With 365.7 yards-per-game, the Cowboys were third in the NFL (second in the NFC) in total offense, and with 256.6 yards-per-game, the team finished fourth in the NFL (third in the NFC)

in passing. In total, the 5,851 yards of offense amassed was then the fifth-highest total yardage output in team history.

Before landing in Dallas, Phillips coached the quarterbacks at Baylor in 2006 under offensive coordinator Lee Hays. His work with quarterback Shawn Bell paid dividends as Bell threw for career-highs in attempts (383), completions (241), yards (2,582) and touchdowns (19) before his season was cut short with a season-ending knee injury. Despite missing the final three games of the 2006 campaign, Bell's passing numbers established school single-season records.

Prior to his one-year stint at Baylor, Phillips spent two seasons as the quarterbacks coach at West Texas A&M University under Hays. The Buffaloes celebrated their most successful season in almost 55 years in 2005, finishing 10-2 to post their first winning season since 1998, and the program's first 10-win season since 1950. WTAMU won the Lone Star Conference with an 8-1 record, its first league title since 1986 and advanced to the quarterfinals of the NCAA D-II Playoffs for the first time in school history.

Phillips was an assistant coach at WTAMU and helped the school lead the 2005 Division II ranks in passing offense, racking up 363.8 yards-per-game. He tutored quarterback Dalton Bell who was a finalist for the Harlon Hill Trophy, which goes to the top Division II player. Bell completed 68.5 percent of his passes for 3,799 yards and 30 touchdowns with 13 interceptions on 454 attempts. He finished third nationally in total offensive yards (349.2) and established school and conference single-season records for total offense (3,843) and passing yards (3,799).

Prior to joining the WTAMU staff, Phillips spent one season as a student assistant coach at his alma mater, UTEP, and played two seasons at quarterback for the San Diego Riptide of the af2.

A three-year letterwinner at UTEP (1999-2001), Phillips was a member of the 2000 Miners team that shared the WAC title, posted the school's highest win total in more than a decade and played in the Humanitarian Bowl. Phillips left the collegiate ranks among the school's single-season leaders in both pass efficiency (ninth – 120.0 in 2001) and completion percentage (eighth – 55.6 in 2001).

Phillips received his degree in philosophy from UTEP in 2001. Phillips and his wife, Anna, were married on July 4, 2009 and have a daughter, Ivy.

Wes Phillips – Born February 17, 1979, Houston, Texas. College: Quarterback UTEP 1997-2001. Pro: Quarterback San Diego Riptide (af2) 2002-03. College coach: UTEP 2003, West Texas A&M 2004-05, Baylor 2006. Pro coach: Dallas Cowboys 2007-10.

JIMMY ROBINSON

Assistant Head Coach/Wide Receivers

Georgia Tech

NFL: 22nd Year • Cowboys: 1st Year



Fresh off of a Super Bowl XLV Championship with the Green Bay Packers, Jimmy Robinson arrived in Dallas on February 11, 2011 to become the team's assistant head coach/wide receivers. Along with a Super Bowl Championship – and an appearance in Super Bowl XXXV while coaching with the N.Y. Giants - Robinson brings 27 years of NFL experience with him - 21 years as an NFL coach and six as a player. Robinson also has a working knowledge of Jason Garrett's style after serving on the Giants coaching staff while Garrett was a backup quarterback for the club (2000-03).

Robinson arrived in Green Bay on Jan. 17, 2006 as the club's wide receivers coach and guided a unit that compiled the third-most receiving yards (21,299) over the five-year span. During that same period, receivers Greg Jennings (5,222 yards - eighth) and Donald Driver (4,981- 12th) placed in the top-15 of the NFL in receiving yards. Additionally, Jennings earned his first Pro Bowl selection in 2010 and Driver his second and third (2006 and 2007). During his 2010 championship season, Robinson's top receiver, Jennings, finished fourth in the NFL, second in the NFC, with 1,265 yards and tied for second in the league, tied for tops in the NFL, with 12 touchdown catches. Jennings also added two of the offense's three touchdowns in the 31-25 Super Bowl XLV win over Pittsburgh.

In his two seasons with the New Orleans Saints (2004-05), Robinson helped build up a receiving corps that eventually helped the club capture its first Super Bowl Championship (XLIV) after his departure. In 2005 under Robinson, Donte' Stallworth saw his best season as a pro, catching 70 passes for 945 yards with seven touchdowns. In his first season with the Saints, Robinson worked with Joe Horn, who tied a career-best and tied for the NFC lead with 94 catches. Horn also had career-highs and franchise records with 1,399 receiving yards and 11 touchdowns.

Robinson spent six seasons (1998-2003) as the wide receivers coach for the N.Y. Giants, helping the receiving corps to the most successful seasons in franchise history. Robinson's time with Amani Toomer helped the receiver garner the franchise record for career receiving yards while also posting single-season club records with 82 catches for

1,387 yards in 2002. Toomer became the first Giant to catch at least 70 passes in four straight years (1999-2002) and have five consecutive 1,000-yard seasons (1999-2003). Robinson's receivers caught a team-record 186 passes for 2,680 yards and 15 touchdowns in 2001. Earlier that season, Toomer and Ike Hilliard became the first Giants receiving tandem to combine for more than 2,000 yards.

Robinson coached receivers in Indianapolis for four years (1994-97) before arriving in New York. While with the Colts, Robinson was a catalyst for Marvin Harrison's stellar career as he became only the third club rookie to lead the team in receiving yards.

While with Atlanta (1990-93), Robinson worked with some of the league's most explosive receivers during the 1990s. In 1991, and again the following season, Andre Rison and Michael Haynes combined to lead the league in touchdown catches by a receiving duo - 23 in 1991 and 21 in '92. Robinson broke into the professional coaching ranks in 1984 as the receivers/tight ends coach for the Memphis Showboats of the United States Football League, a position he resumed in 1985 for the team. He then moved to the collegiate level as a receivers coach at his alma mater, Georgia Tech (1987-89).

Robinson spent six years (N.Y. Giants, 1976-79; San Francisco 49ers, 1980 and Denver Broncos, 1981) as an NFL receiver after being selected in the 15th round of the 1985 NFL Draft. In 58 pro games, he caught 85 passes for 1,437 yards and six touchdowns while adding 27 kickoff returns and 59 punt returns. He twice led the Giants in receptions (1977-78) and most notably, scored the first Giants touchdown in Giants Stadium on a 30-yard Craig Morton pass against Dallas (10/10/76).

A standout wide receiver during his time with the Yellow Jackets (1971-74), Robinson finished his collegiate career with 101 catches for 1,633 yards and 13 touchdowns. The school inducted him into its Hall of Fame in 1981 and named him to the Yellow Jackets all-time team in 1992. He earned a degree in industrial management from Georgia Tech in 1975.

Robinson and his wife, Karen, have four children, Jamie, Jessica, Jim and Katie, and a granddaughter, Avery.

Jimmy Robinson – Born January 3, 1953, New York, N.Y. College: Wide Receiver Georgia Tech. Pro: Wide Receiver N.Y. Giants 1976-1979, San Francisco 49ers 1980, Denver Broncos 1981. College coach: Georgia Tech 1987-89. Pro coach: Memphis Showboats (USFL) 1984-85, Atlanta Falcons 1990-93, Indianapolis Colts 1994-97, N.Y. Giants 1998-2003, New Orleans Saints 2004-05, Green Bay Packers 2006-10. Joined the Dallas Cowboys in 2011.

ROB RYAN

Defensive Coordinator

Southwestern Oklahoma State
NFL: 14th Year • Cowboys: 1st Year



The Dallas Cowboys added a coach with an aggressive coaching style and fiery personality when they named Rob Ryan as the team's defensive coordinator on January 15, 2011. Ryan replaces Paul Pasqualoni, who became the club's defensive coordinator midway through the 2010 season. Ryan arrives in Dallas with 24 years of coaching experience and 13 years of NFL experience. He has spent the previous seven years as an NFL defensive coordinator - Oakland Raiders (2004-08) and Cleveland Browns (2009-10) - and has four years of experience heading up defenses at the collegiate level.

In 2010 Ryan's defense in Cleveland tied for eighth in the NFL with 19 interceptions. Ryan's work as the head of the Browns defense saw six different players post multiple interceptions on the season to tie for the third-most players with two-or-more interceptions on a team this season. Rookie defensive back Joe Haden led the team, tied for fifth in the NFL and tied for second among rookies with six interceptions. Haden's six picks were the most by a Brown since Leigh Bodden had six in 2007, and they were the most by a Browns rookie since Anthony Henry had a team-record 10 thefts in 2001. Also among Ryan's secondary was the club's leading tackler in T.J. Ward. Ward, also a rookie, became the first Cleveland rookie to lead the team in tackles since linebacker Wali Rainer in 1999. On the ground, Cleveland allowed just seven rushing touchdowns which tied for the fourth-fewest in the league.

In Ryan's first season in Cleveland, the club did not allow a touchdown in three games - the most games in which a Browns defense did not yield a touchdown since 2003. Ryan's defense posted 40.0 sacks to tie for eighth in the league and the most for a Cleveland defense since racking up 43 in 2001. Over the second half of the season, Ryan's defense saw an improvement as they yielded less points allowed (-5.3 per-game), total yards allowed (-39.9), rushing yards allowed (-52.0), sacks (+1.0) and first downs allowed (-2.7).

Before landing in Cleveland, Ryan spent five seasons as the Oakland Raiders defensive coordinator. In his time guiding the fortunes of the Raiders defense, Ryan tutored a pair of Pro Bowlers in defensive end Derrick Burgess and cornerback Nnamdi

Asomugha. In his four seasons playing for Ryan, Burgess amassed 38.5 sacks, including an NFL-best 16.0 in 2005. Asomugha finished 2006 third in the league with eight interceptions. In that same season, the Raiders defense led the league in pass defense (150.8 yards-per-game) and third in total defense (284.8). For his work in 2006, Ryan was named the *USA Today* All-Joe Team Coordinator of the Year and was awarded the Bill Arnsparger Award for Coordinator of the year from Football Outsiders.

Ryan spent four seasons (2000-03) as the linebackers coach for Bill Belichick's New England Patriots. In his time with the Patriots, Ryan was a part of two Super Bowl championship teams - XXXVI and XXXVIII - while working with one of the league's top linebackers in Teddy Bruschi. He also mentored 2003 Pro Bowl linebacker Willie McGinest.

From 1997-99 he guided the defense at Oklahoma State and landed in the top-20 in run defense all three years while placing in the top-10 in total defense in 1999. In 1997, he was named Coordinator of the Year after his defense finished 13th in the nation in total defense.

He was the defensive coordinator at Hutchinson Junior College in 1996 where his defense led the nation in sacks and fewest yards allowed.

Ryan began his NFL coaching career in 1994 as the defensive backs coach under his father, Buddy, for the Arizona Cardinals. In his first season, the Cardinals boasted the NFL's third ranked defense. Under Rob, cornerback Aeneas Williams earned two trips to the Pro Bowl (1994 and 1995) and the Cardinals led the league with 42 takeaways in 1995.

Ryan entered the coaching ranks in 1987 as a graduate assistant with Western Kentucky. He assumed similar responsibilities at Ohio State in 1988. He then spent five seasons (1989-93) at Tennessee State where he coached running backs (1989-91), linebackers (1992) and the defensive line (1993).

Ryan spent three years at outside linebacker with Southwestern Oklahoma State. His twin brother, Rex, is the head coach of the N.Y. Jets.

Ryan and his wife, Kristin, have two sons, Joseph and Matthew, and a daughter, Dimitra. Ryan also has a son, Tyler.

Rob Ryan - Born December 13, 1962, Ardmore, Okla. College: Outside Linebacker Southwestern Oklahoma State. No pro playing experience. College coach: Western Kentucky 1987, Ohio State 1988, Tennessee State 1989-93, Hutchinson Community College 1996, Oklahoma State 1997-99. Pro coach: Arizona Cardinals 1994-95, New England Patriots 2000-03, Oakland Raiders 2004-08, Cleveland Browns 2009-2010. Joined the Dallas Cowboys in 2011.

WALT WILLIAMS

Assistant Strength and Conditioning

Grambling State

NFL: 1st Year • Cowboys: 1st Year



Walt Williams makes his coaching debut with the Dallas Cowboys this season as an assistant strength and conditioning coach under Mike Woicik. Williams, no stranger to Woicik's strength and conditioning program, was coached by Woicik while the two were both in New England (2001-02) through Williams' first two NFL seasons. Williams arrived in the NFL following the 2001 NFL Draft as a rookie free agent with the Patriots. As a rookie, he was part of the Patriots Super Bowl XXXVI Championship team. Williams also played for the New Orleans Saints (2003), Green Bay Packers (2004-05) and Oakland Raiders (2006). He also had a stint with the Rhein Fire of NFL Europe in 2004.

Following his playing career, Williams returned to Louisiana where he worked for Shintech as a

process technician starting in 2007. From 2008 on, he was the head strength and conditioning trainer at the Baranco Clark YMCA in Baton Rouge, La.

Williams played only one year of football at Grambling State University. He earned the team's Newcomer of the Year Award in 1999, playing both running back and wide receiver. While at Grambling, he majored in therapeutic recreation.

Williams was a 3A state performer in track and field and all-district selection in basketball at Brusly, La., High School. He became the first student-athlete at Brusly to play in and coach in the NFL. Williams and his wife, Raina, have two sons, Bryce and Walter Jr., and two daughters, Caitlyn and Hannah.

Walt Williams – Born September 8, 1977, Baton Rouge, La. College: Running Back Grambling State 1999. Pro: Running Back New England Patriots 2001-02, New Orleans Saints 2003, Rhein Fire (NFL Europe) 2004, Green Bay Packers 2004-05, Oakland Raiders 2006. Pro coach: Joined the Dallas Cowboys in 2011.

WADE WILSON

Quarterbacks

East Texas State

NFL: 11th Year • Cowboys: 8th Year



Wade Wilson returned to the Dallas Cowboys organization as the quarterbacks coach in 2007 after spending the previous three seasons with the Chicago Bears in the same capacity. A native Texan with football roots that go back to his high school and collegiate career as a quarterback, Wilson, recognized around the NFL as a solid teacher of young quarterbacks, will again handle the responsibility of working with one of the top NFL quarterbacks in Tony Romo.

Wilson was challenged in 2010 as he had to prepare three different starting quarterbacks, with one making his first career start, and another seeing his first action since the 2008 season. Romo started the season running the offense, but a fractured left clavicle suffered against the N.Y. Giants (10/25) led the way for Jon Kitna to take the helm. Before the injury, Romo completed 148-of-213 passes (69.5%) for 1,605

yards, 11 touchdowns and seven interceptions. In his first action since 2008, Kitna completed 209-of-318 passes (65.7%) for 2,365 yards, 16 touchdowns and 12 interceptions before suffering an abdominal injury at Arizona (12/25). Stephen McGee took over for an injured Kitna at Arizona, before making the first start of his career at Philadelphia (1/2/11). On the day, he completed 11-of-27 passes for 127 yards with one touchdown. With the win at Philadelphia, McGee became just the 14th Dallas quarterback to win in his first career start as a Cowboy.

Romo had one of his best seasons under Wilson in 2009 as the quarterback showed great maturity and ball protection. Romo had a single-season career-low nine interceptions while setting career-highs and club records in completions (347), attempts (550) and yards (4,483) and a personal-best quarterback rating

(97.6). Romo also earned his third Pro Bowl berth while setting a club record for 300-yard passing games in a season with eight. Wilson also worked with NFL veteran and Dallas newcomer, Kitna, who served as Romo's backup, while grooming fourth round draft choice McGee.

Wilson was charged with the task of preparing three different starting quarterbacks in 2008 - Romo, Brad Johnson and Brooks Bollinger - with Romo missing three games with a broken pinkie finger and Johnson filling in for two starts and Bollinger one start. Romo was unable to put up the same numbers as in Wilson's first year in 2007, but still managed to throw for 300-or-more yards in six games - good for the second-best total in club history. He also had six games with at least three touchdowns and finished with 26 touchdown passes on the year. Romo threw for 3,448 yards in 2008, marking the second consecutive year he topped 3,000 passing yards, becoming the first quarterback to do so since Troy Aikman had three (1995-97).

In his first season back with Dallas, Wilson's work with Romo allowed the first-time starter to rewrite club passing records. Under Wilson, Romo was the league's fifth-rated passer (97.4) - good for third in club annals. His 4,211 passing yards allowed the fifth-year veteran to become the first quarterback in club history to top 4,000 passing yards. Romo completed 335 passes which topped Danny White's single-season franchise record set in 1983 and shattered White's record of 29 passing touchdowns, finishing with 36. Romo also became the first signal caller in franchise history to throw four touchdowns in back-to-back games. On the season, he logged four games with four-or-more touchdown passes, also establishing a club record. Among the many other accomplishments of the young starter, Romo finished 2007 with seven games of 300-or-more passing yards, another team record.

In 2006 Wilson's guidance helped steer fourth-year quarterback Rex Grossman in leading the Bears to an NFC title and a berth in the Super Bowl. Prior to the season, Grossman had started just seven games in three injury-riddled years. Grossman threw 23 touchdown passes in his first full year as a starter, while directing Chicago to a 13-3 regular season record.

Through Wilson's first two seasons in Chicago (2004-05), rookie quarterbacks started 20 of the team's 32 regular season games while posting a 13-7 record. Under Wilson in 2005, rookie Kyle Orton was named the Bears starter late in the preseason. Orton went on to win nine of his first 12 starts in 2005 and finished the year with 10 wins - the most for a rookie drafted in the fourth round or later since the common draft was instituted in 1967. His 10 wins were also the second-best for a rookie passer during that span, behind Ben Roethlisberger in 2004. His eight-game win streak was also the second-longest by a rookie passer in the NFL dating back to 1970.

Wilson's first season in Chicago (2004) was marked by four starting quarterbacks each starting at least three games. Grossman began the season as the starter, but was lost for the year due to injury. Veteran Jonathan Quinn was called on for the next three starts, but rookie Craig Krenzel was installed as the starter for three games before an injury sidelined him for the season. Chad Hutchinson started the last five games. This marked the second time in Wilson's career he had to prep four different quarterbacks in a season.

Wilson made his coaching debut in Dallas in 2000 after 19 years as an NFL quarterback - including three years with Dallas (1995-97). Along with his playing experience, Wilson has overseen two of the most

tumultuous seasons in Dallas quarterback history, coaching six different starting quarterbacks in his 32 games as the club's quarterback coach.

Wilson was forced to call on all his knowledge and experience as he helped prepare four different starting quarterbacks for action during the 2001 season. It was the first time in club history four different players started at quarterback for Dallas in the same season. The Cowboys opened the season with a rookie quarterback for just the third time in franchise history when Quincy Carter took the field against Tampa Bay. That game began the Cowboys quarterback carousel, as injuries forced Carter from the lineup for eight of the next nine games. During that span, Anthony Wright earned three starts - including a win at Washington - Clint Stoerner led the club in two games - including a win over Arizona - and Ryan Leaf took the helm for three games in November. Carter returned to the lineup in December and guided the Cowboys to three wins in their final six games.

Wilson's first year on the job was just as hectic as four different quarterbacks saw action during the season, the first time in club history four different players saw action at quarterback in the same season. Troy Aikman started 11 games but was forced to miss five starts and parts of three other games with injuries. Randall Cunningham relieved Aikman on two occasions and started three other games in his place. Cunningham's start at Washington (9/18) produced a 27-21 win for Dallas and gave Dave Campo his first win as a head coach and Wilson his first as an assistant. Stoerner, in his rookie year, saw action in one game early in the year in place of Cunningham before giving way to newcomer Wright. Wright earned the starting nod in the final two games of the season against the N.Y. Giants (12/17) and Tennessee (12/25).

A former Pro Bowler, Wilson joined the coaching ranks after a 19-year playing career. Only four other players in NFL history had played more seasons than Wilson. He was originally an eighth round draft choice (210th overall) of the Minnesota Vikings in 1981 and led them to three playoff appearances, including the 1987 NFC Championship Game, during his 11 years with the team. He also spent time with the Atlanta Falcons (1992), New Orleans Saints (1993-94), Dallas Cowboys (1995-97) and Oakland Raiders (1998-99). He served as Aikman's backup on the Cowboys Super Bowl XXX championship team in 1995.

Wilson completed his career with a 75.6 quarterback rating on 1,391-of-2,428 passing for 17,283 yards. His best statistical year was 1988 when he led the NFC with a 91.5 quarterback rating and completed 204-of-332 passes (61.4%) for 2,746 yards, 15 touchdowns and nine interceptions. His 61.4 completion rate led the NFL that season. During his three years in Dallas, Wilson threw for 585 yards, one touchdown and four interceptions on 58-of-96 passing for a 63.9 rating. He earned one start (at Washington, 12/22/96) in his three-year stay in Dallas.

He was a four-year letterman and three-year starter at East Texas State University, where he earned NAIA All-America and Lone Star Conference MVP honors as a senior while leading the conference in passing and total offense. He completed 338-of-668 passes for 4,414 yards and 32 touchdowns during his four years with the Lions. He played high school football at near-by Commerce, Texas, High School.

Charles Wade Wilson was born on February 1, 1959 in Commerce, Texas. He majored in business management at ETSU, and he has his real estate license and his SEC-series seven registration. Wilson has four children; Travis Wade, Hayden, and twins Coletton and Sophie.

Wade Wilson - Born February 1, 1959, Commerce, Texas. Quarterback: East Texas State 1977-80. Pro: Quarterback Minnesota 1981-91, Atlanta 1992, New Orleans 1993-94, Dallas 1995-97, Oakland 1998-99. Pro Coach: Dallas Cowboys 2000-02, Chicago Bears, 2004-06, Dallas Cowboys 2007-10.

MIKE WOICIK

(WOY-sick)

Strength and Conditioning

Boston College

NFL: 22nd Year • Cowboys: 8th Year



The Dallas Cowboys named Mike Woicik (pronounced WOY-sick) as the team's strength and conditioning coach for the 2011 season. Woicik, now in his second tour with Dallas, served as the club's strength and conditioning coach from 1990-96. Since his first stint with the Cowboys, Woicik headed up the strength and conditioning program for the New Orleans Saints (1997-99) followed by the New England Patriots (2000-10). Woicik returns to Dallas with 31 years of strength and conditioning experience, including 21 years in the NFL.

Woicik also brings championship experience with him as he has been a part of six Super Bowl Championships in his 21 NFL seasons - three with Dallas and three with New England. Woicik's six Super Bowl rings are more than any player or head coach has earned in NFL history. Three times he earned the Professional Football Strength and Conditioning Society's Coach of the Year Award (1992, 2004 and 2010). As a testament to the success of his strength and conditioning programs, from November through the end of the season, Woicik's teams have posted a 145-68 (.681) record - including playoffs.

Woicik was named the Patriots strength and conditioning coach on Feb. 16, 2000 and initiated programs that have contributed to the success of three Patriot Super Bowl teams. Under Woicik, the Patriots were able to sustain lengthy winning streaks during his tenure, compiling an NFL-record 21-game winning streak from 2003-04. In 2007 the Patriots

became the first team in the NFL to win 18 consecutive games in a season.

Prior to his time in New England, Woicik spent three seasons with the New Orleans Saints under Head Coach Mike Ditka.

Woicik began his NFL coaching career in 1990 with the Cowboys and was voted the NFL's Strength and Conditioning Coach of the Year (1992). In seven seasons, the Cowboys claimed 12 playoff wins, three Super Bowl Championships and went 39-19 (.672) through the second half of the season.

Woicik spent 10 years (1980-89) as the strength and conditioning coach at Syracuse University. While at Syracuse, Woicik tutored former Cowboys 1989 second round draft choice Daryl Johnston. In his return to Dallas, Woicik will also reunite with secondary coach Dave Campo. The two served on the same staff at Syracuse (1984-86) and again with Dallas (1990-96).

In his first coaching job, Woicik was the track coach and weight room coordinator at Springfield, Mass., College (1978-80). As a member of his collegiate track and field team at Boston College, Woicik set a then school record with a discus throw of 180 feet, five inches, earned All-East honors and qualified for the NCAA championships. He also competed in the shot put and hammer throw.

A native of Westwood, Mass., Woicik was a standout in football and track in high school. He earned his Bachelor's degree in history from Boston College and Master's in physical education from Springfield.

Mike Woicik - Born in 1956, Baltimore, Md. No college or pro football experience. College coach: Springfield College 1978-80, Syracuse 1980-89. Pro coach: Dallas Cowboys 1990-96, New Orleans Saints 1997-99, New England Patriots 2000-10. Rejoined the Dallas Cowboys in 2011.

TOM CISKOWSKI

(sis-COW-ski)

Assistant Director of Player Personnel



Tom Ciskowski was named the Director of College and Pro Scouting in 2008, and his title became Assistant Director of Player Personnel in 2011. In his first draft as the top scout in the 2008 NFL Draft, he helped the organization address two positions of concern in landing a pair of running backs and cornerbacks with Felix Jones and Mike Jenkins heading the list as two first round selections. The club also gained two additional picks in the 2009 NFL Draft through

trades. Despite trading out of the second round in 2009 to leave Dallas without a first day selection, Ciskowski's second draft saw the club select 12 players to mark the most selections the club made since the draft was shortened to seven rounds in 1994. The team landed two players that they had high first-round draft grades on in the 2010 NFL Draft as they drafted best available players in wide receiver Dez Bryant (24th overall) and linebacker Sean Lee (55th overall).

In the fourth and sixth rounds the club selected safety Akwasi Owusu-Ansah and offensive tackle Sam Young to add depth to two positions that lost veteran starters in the offseason. In 2011, Dallas selected an offensive lineman with the ninth pick in the draft, the fourth time in club history Dallas selected an offensive lineman in the first round. The Cowboys acquired an athletic linebacker in Bruce Carter (40th) and a do-it-all running back in DeMarco Murray (71st) in the second and third rounds. The final day of the draft, Dallas bolstered its offensive line with two linemen (David Arkin (110th) and Bill Nagy (252nd) while adding cornerback Josh Thomas (143rd), wide receiver Dwayne Harris (176th) and fullback Shaun Chapas (220th).

Ciskowski, who originally joined the Cowboys scouting department in 1992, finished his seventh season as the club's assistant director of college scouting in 2007. Ciskowski observed first-hand the top college prospects in the land and also helped organize the club's entire college scouting operation. In his first season with the Cowboys, he served as a scout administered by the BLESTO Scouting Combine. Ciskowski became an area scout in 1993, working in the west for five years before moving to the southeast from 1998-2000.

Before becoming a scout, Ciskowski spent 15 years in the coaching ranks, the first two (1977-78) as

an assistant at Pawhuska, Okla., High School. In 1979 he moved into the college coaching ranks, becoming the defensive backfield coach at East Central University in Ada, Okla. While at ECU, he earned his master's degree in athletic administration. The following year, he moved to Arizona State University, working with the defensive line as a graduate assistant for the 1980-81 seasons.

In 1982 Ciskowski moved to Oklahoma State, joining the staff of former Dallas offensive line coach Tony Wise, before becoming the offensive line and tight end coach at Wichita State in 1984. After that season, Ciskowski joined the University of Miami as a volunteer assistant, working with former Dallas defensive coordinator Butch Davis and the defensive line.

From 1986-89 Ciskowski worked with the offensive and defensive lines, first at New Mexico State for two seasons, and then at UNLV for two more. Before coming to Dallas, he coached the defensive line at College of the Sequoias in Visalia, Calif., from 1990-91. Thirteen of the team's players went on from the junior college to play Division I football in 1992.

A native of Medford, Okla., Ciskowski attended Medford High School and earned his bachelor's degree from Cameron University, where he also played football. He and wife, Jan, live in Coppell, Texas, with sons, Jeremy and Joshua, and daughter Julianna.

TODD WILLIAMS

Director of Football Administration



Todd Williams is in his 17th season with the Dallas Cowboys, his ninth season in the club's player personnel department and was named the club's Director of Football Administration in 2010. In this capacity, he is the assistant to Stephen Jones, the club's Executive Vice President of Player Personnel. Williams is primarily responsible for keeping Jones informed on the daily operations of the club. He is also responsible for monitoring the Cowboys salary cap and negotiating most rookie contracts, including many of Dallas' draft choices. In addition, he coordinates and schedules free agent tryouts for the team. Williams is also responsible for making sure the club maintains compliance with the NFL's Collective Bargaining Agreement and labor related issues.

Williams originally joined the Dallas Cowboys organization as an intern in the operations depart-

ment during the 1995 training camp in Austin, Texas. He then served as an administration and marketing intern through the 1995 season. He was hired as a player personnel assistant in 1996, working closely with the personnel department in processing contracts and coordinating travel plans for free agent tryouts. He was promoted to Assistant Director of Player Personnel in 2001.

Williams was a sports management major at the University of Tennessee, where he played tight end for the Vols football team from 1992-94. Prior to Tennessee, he played for Northeast Oklahoma A&M Junior College, helping guide the team to the 1991 National JUCO Championship.

Williams is married to Cyndi Comeaux Williams. He has two children, Kyle and Kamryn, and one stepson, Gauge Doisher.

CHRIS HALL

College Scouting Coordinator



Chris Hall, now in his 22nd season with the Cowboys, serves as the club's college scouting coordinator, a position he assumed in 2001. In that

capacity, he is charged with the day-to-day operation and organization of the college scouting portion of the Personnel Department, including the creation

and sorting of college player information that ultimately becomes the NFL Draft. Daily monitoring of the college scouting database, covering the majority of Texas and Oklahoma, writing both college and pro player evaluations and organizing the highly successful post-draft free agent signing period, also fall under his responsibilities.

He also assisted National Invitational Camp (NIC) for the last 16 years in the operations of player arrival, check-in and execution of the NFL Scouting Combine in Indianapolis, Ind.

Hall originally joined the Cowboys scouting department in 1990 as a scouting assistant, where he was responsible for processing player reports, organizing film and working closely with the college scouts in managing and scheduling projects. Prior to joining the Cowboys, Hall worked briefly in the athletic offices at Southern Methodist University.

Hall graduated from Southern Methodist in 1990 with a degree in advertising. He resides in Coppell, Texas, with his wife, Susan, and two daughters, Izabella and Victoria.

DREW FABIANICH

(FAY-bee-on-itch)

National Scout



Drew Fabianich joined the Cowboys Scouting Department in 2003 as a scout administered by the BLESTO Scouting Combine. He served as the Cowboys midwest area scout from 2004-2007 before becoming a national scout for the club in 2008.

Prior to joining the Cowboys, Fabianich spent 17 years as a high school and college coach. Most recently, he spent two seasons as the defensive coordinator/linebackers coach at W.T. White High School in Dallas, Texas (1999-2001). From 1996-99 he was the defensive coordinator/linebackers coach at Northeast Louisiana University. Prior to that, he was the defensive coordinator/linebackers coach at the University of Tennessee-Martin (1993-1996).

Fabianich served as the defensive ends/special teams defense coach from 1991-1993 at the University of Tennessee. In 1989 he worked as a graduate assis-

tant/defensive ends and special teams defense coach at Baylor. He started his coaching career in 1984 at Mesa State College and spent five seasons there as a quarterback and receivers coach/passing game coordinator.

Fabianich lettered as a quarterback at Mesa State College and participated in the 1982 NAIA National Championship Game before a spinal injury in 1983 ended his career. A two-year starter at Longmont, Colo., High School, Fabianich passed for over 2,500 yards and participated in the Colorado high school all-star game.

He graduated with a degree in kinesiology from Mesa State College in Colorado in 1988 and went on to Baylor University to work on his master's degree in sports administration. Fabianich was born on April 12, 1964 in Massillon, Ohio. He has two children, Ashleigh and Dominic. He and his wife, the former Christina Rinken, have one son, Markus and one daughter, Landis.

WALTER JULIFF

National Scout



Walter Juliff enters his 27th season as an NFL scout and 24th year with the Cowboys. Juliff served as the Cowboys southeast area scout from 2001-2007 before becoming a national scout for the club in 2008. He served as assistant director of college and pro scouting for the club from 1995-2000 after spending the previous eight years as a national and area scout. He was also responsible for signing college free agents from 1992-2000.

Before becoming a full-time scout, Juliff spent two seasons as a graduate assistant at the University of Texas. He was also an assistant with the Kerrville Tivy football and track teams in 1980, the Abilene Cooper High School football and baseball

teams in 1981 and the Houston-Kingwood High School football and baseball teams in 1982.

Juliff began his coaching career as a graduate assistant at Angelo State, where he spent two seasons. In 1978 the Rams went undefeated and won the NAIA national championship, then lost in the national semifinals the next year. A native of San Angelo, Texas (6/22/56), Juliff starred in football and as a hurdler in track at Central High School.

Juliff, who lives in Austin, Texas, earned his bachelor's degree from Angelo State University, where he also ran track, and his M.B.A. from Texas. He and former Cowboys quarterback Jerry Rhome are cousins.

BILL DEKRAKER

Midwest Area Scout



Bill Dekraker enters his fourth season as the midwest area scout for the Dallas Cowboys and 16th in the NFL after eight seasons as a scout with the Arizona Cardinals. In Arizona he scouted both the east region of the country and the west coast. Prior to joining the Cardinals, he spent three seasons as a scout for the Carolina Panthers where he worked on draft preparation, attended workouts and updated a new pro personnel computer program.

Dekraker worked at Indiana University as a recruiting assistant where he took part in organizing recruiting visits and working with professional scouts before joining the Panthers.

He began his NFL career in the Redskins scouting department from 1995-97. His responsibilities included reviewing videos of draft prospects, charting plays during games, assisting with film breakdown and coordinating training camp.

Dekraker graduated from Old Dominion in 1995 with a degree in sports management. He worked with the Hampton Road Sharks minor league football team, the NHL's Washington Capitals and in promotions for the Bowie Baysox, a minor league affiliate of the Baltimore Orioles. He also coached football at Catholic High School in Virginia Beach, Va.

He resides in Manassas, Va., with his wife, Mariela, and their sons, William and Tyler.

SAM GARZA

West Coast Scout



After nine years in the coaching realm, Sam Garza entered the personnel arena as a pro scout with the Cowboys in 2005. In 2008 he moved over to the college scouting department becoming the southwest area scout. As a pro scout, he worked closely with then assistant director of pro scouting Brian Gaine, in evaluating players around the NFL and NFL Europe, as well as the Canadian Football League and the Arena Football League. In 2010 he will serve as the west coast scout.

Garza came to Dallas after serving as the running backs and quarterbacks coach for the Saskatchewan Roughriders of the CFL in 2004. Prior to returning to Canada, he was the quarterbacks coach at the University of Texas - El Paso for four years (2000-2003). In 1998 Garza was the receivers coach for Saskatchewan before being promoted to quarterbacks/receivers coach in 1999. He began

his coaching career at his alma mater as UTEP's defensive graduate assistant in 1996 before moving to wide receivers coach in 1997.

Garza was an eighth round draft choice of the Seattle Seahawks in 1987 as a quarterback, but actually spent the season with the St. Louis Cardinals, seeing action in two games. He then spent seven years playing in the CFL - six with Winnipeg (1989-94) and one with Ottawa (1995).

Collegiately, Garza was one of the most prolific passers in UTEP history where he still ranks second in completions (483) and completion percentage (59.1%) and fourth in attempts (817), passing yards (6,130) and touchdown passes (35).

A native of Corpus Christi, Texas, Garza (7/10/65) received his bachelor's degree in kinesiology from UTEP in 1995. He and wife Barbara have three sons, Callen, Shane and Jack, and a daughter, Hailey.

MITCH LaPOINT

Southeast Area Scout



Mitch LaPoint joined the Cowboys college scouting department in 2005 and served as the team's west area scout for three seasons before moving to the southeast area in 2008. LaPoint spent the previous seven years (1998-2004) working in the Kansas City Chiefs player personnel department. From 2002-04, he served as the club's midwest area scout and football operations coordinator. As part of his operations responsibilities, he coordinated the Chiefs train-

ing camp at the University of Wisconsin - River Falls.

From 1999-2001 LaPoint was an assistant in the scouting department, after spending 1998 as an intern.

The Lawrence, Kan., native received his bachelor's degree in sports management from the University of Kansas in 1998. LaPoint, born Feb. 25, 1976, and his wife, Jenny, have a son, John, and reside in Flower Mound, Texas.

JOHN WOJCIECHOWSKI

(woh-jih-cow-skee)

Northeast Area Scout



John Wojciechowski (pronounced woh-jih-cow-skee) joined the Cowboys scouting department in 2003 and serves as the team's northeast area scout. Prior to coming to Dallas, Wojciechowski spent five years scouting for the Jacksonville Jaguars, joining their staff as the southeast regional scout for the BLESTO scouting organization. Wojciechowski was promoted by the Jaguars to midwest area scout in 2001.

Before becoming a full time scout, Wojciechowski served as a player personnel assistant for the Pittsburgh Steelers from 1996-98. In Pittsburgh he evaluated both college and pro talent

and did quality control work for the special teams units.

Wojciechowski was an All-Conference defensive end and a first-team All-America non-scholarship Division I-AA player at Duquesne from 1992-95. He was on teams that won a conference championship and a bowl game during his time with the Dukes. He also played baseball at Duquesne.

Wojciechowski received a degree in business administration at Duquesne. He was born Jan. 4, 1974 in Pittsburgh, where he currently resides with his wife, Tami, and their sons, Holt and Taft.

JUDD GARRETT

Director of Pro Scouting



Judd Garrett was added to the Cowboys scouting department in the spring of 2008 as the director of pro scouting. Garrett has spent the past 15 years in various roles in the NFL. He works closely with Tom Ciskowski, the director of college and pro scouting, and is in charge of evaluating players and rosters from the NFL and other professional football teams. Garrett is also responsible for advance scout-

ing, free agency preparation and tracking player movements within the league.

Prior to arriving in Dallas, Garrett spent two years (2006-07) as the tight ends coach with the St. Louis Rams. From 2000-2005 he worked for the Miami Dolphins in a variety of capacities, but mainly as an offensive assistant. He served as the offensive quality control coach for the Dolphins from 2001-

2005, but concentrated on quarterbacks in 2003 and wide receivers in 2004. In 2001 he was an offensive assistant with Miami.

Garrett made his NFL coaching debut in 1997 with the New Orleans Saints as an offensive assistant. He spent three seasons with the Saints.

He coached one season (1996) at University School in Chagrin Falls, Ohio as an assistant coach.

Garrett played running back at Princeton from 1987-89, earning Ivy League Player of the Year and Division I-AA All-America honors as a senior. He was selected in the 12th round of the 1990 NFL Draft by the Philadelphia Eagles but was released and worked as an assistant coach at Princeton for the 1990 season.

Garrett spent two seasons, 1991-92, with the London Monarchs of the World League of American Football, where, in his first season, he led the league in receptions (71) and was an all-league pick at running back. His 71 receptions stood as a league

record until 2000. In 1993 Garrett made the Dallas Cowboys practice squad before playing two years in the Canadian Football League with the Las Vegas Posse in 1994 and the San Antonio Texans in 1995.

Judd continues the family tradition of football and the Cowboys organization joining his older brothers, John and Jason, as part of the Cowboys organization. John is in his fourth season with the team as the tight ends coach/passing game coordinator, while Jason was the clubs head coach for 2011 after serving four seasons as the assistant head coach/offensive coordinator. Jim, his third brother, is the offensive coordinator for University School, a prep school in Ohio. His father, Jim, retired after the 2003 season with more than 30 years as an NFL assistant and scout, and 21 of those years as a member of the Dallas Cowboys scouting department.

Judd Garrett has two sons, Calvin and Campbell, and two daughters, Frances and Kassity.

WILL McCLAY

Director of Football Research



Will McClay is in his ninth season working in the Cowboys Pro Personnel Department, where he spends the summer and fall evaluating players on other NFL rosters, as well as players in other

McClay originally came to Dallas as the defensive coordinator for the Dallas Desperados (2002-03). He became the club's head coach for five seasons (2004-08), helping lead the club to a league-best 15-1 record and back-to-back Eastern Division Championships in 2007 and 2008.

Prior to joining the Cowboys and Desperados, McClay was the assistant director of pro scouting for the Jacksonville Jaguars. In his only season (2001) with the Jaguars, he was charged with scouting NFL teams Jacksonville did not play and advance scouting work. Before joining the Jaguars, he served as the player personnel director of the XFL's Orlando Rage, as well as a consultant and scout, in the spring of 2001. The Rage finished the season 8-2 before falling in the first round of the playoffs.

Prior to moving into the personnel side of professional football, McClay spent 11 seasons in the

AFL as a player and coach. He served as defensive coordinator and director of player personnel for the Grand Rapids Rampage in 1998. He added the title of assistant head coach in 1999, when the Rampage improved to an 8-6 record after posting a 3-11 campaign the previous season. In 1997 he was the defensive coordinator and director of player personnel for the Anaheim Piranhas after serving as the defensive coordinator for the Milwaukee Mustangs in 1995 and the Florida Bobcats in 1996. McClay was the secondary and special teams coach of the Detroit Drive in 1993, helping the team reach the ArenaBowl. From 1989-92 he was a wide receiver/defensive back for the Drive, helping lead them to three ArenaBowl titles in four appearances.

McClay was a four-year letterman and team captain as a defensive back at Rice University (1985-88), starting every game of his collegiate career. He graduated in 1990 with a degree in political science. McClay was born Oct. 13, 1966 in Memphis, Tenn. He and his wife, Kim, have two sons, Bailey and Gabriel.

HENRY SROKA

Pro Scout



Henry Sroka joined the Cowboys in 1999 after 18 years as a college coach and served as their southwest area scout for the 2006-07 seasons before moving to the west area scout in 2008-09. In

2010 Henry will serve as a pro scout. In 2003 he became the club's midwest area scout after four years of working for Dallas as a scout administered by the BLESTO Scouting Combine. Sroka first gained

NFL experience during a coaching fellowship with the Detroit Lions during training camps in 1991-94.

Prior to joining the Cowboys, Sroka spent the 1998 season as defensive backs coach at the University of Redlands. From 1988-97 he coached running backs under former Dallas scout Jim Hess at New Mexico State University and was part of the school's first winning season in 14 years when the team posted a 6-5 mark in 1992. Prior to that, Sroka was the strength and conditioning coach, kicking coach and defensive backs coach at Wichita State University from 1985-87. He served as a graduate assistant coach at

Arizona State from 1981-85, where he worked with the Sun Devils kickers and running backs.

Sroka graduated from St. Mary's College in California in 1978 and went on to earn a master's degree from Arizona State. He was a running back and kicker for St. Mary's, where he was awarded the Albert Rahill Award for team loyalty. Prior to playing for St. Mary's, Sroka was a running back and kicker for the College of San Mateo.

He was born Oct 11, 1953 in Mexico City, Mexico. Sroka and his wife, Linn, are the parents of daughter, Maria del Pilar, and sons, Dominic and Mikael.

KEVIN SIMON

Combine Scout



Kevin Simon joined the Cowboys Scouting Department in February, 2009 as a scout administered by the National Scouting Combine.

Prior to joining the Cowboys, Simon finished his second season as a Graduate Assistant/Linebackers at his alma mater, the University of Tennessee.

In 2006, Simon was drafted in the seventh round (252nd overall) by the Washington Redskins.

Simon played linebacker at the University of Tennessee and was voted a team captain as a senior and was named All-SEC in 2003 and 2005. He graduated with a degree in psychology in 2005 and is

currently pursuing a Master's degree at Tennessee in sport psychology.

Simon attended De La Salle Catholic High School in Concord, CA from 1997-2001. He was a part of the school's national record 151-game winning streak that stretched from 1992-2004. He was also a part of two national championship teams as voted by *USA Today* in 1997 and 2000. Simon was a *USA Today* All-America and Rivals National Defensive Player of the Year in 2000.

Simon (6/12/83), and his wife, Heather, have three children, Taneisha, Tamia, and Kenneth.

RICH BEHM

Scouting Assistant



Rich Behm joined the Dallas Cowboys as a video assistant in 2002 and was responsible for shooting team practices and games. In 2004 he moved to the scouting department where he was responsible for compiling college regular season games, bowl games and all-star game video as well as NFL combine video and creating point of attack cutups for draft meetings. Behm also assists the scouts on the road, coordinating their digital video needs as well

as assisting the pro department with advance reports and tracking league transactions.

Prior to joining the Cowboys, Behm worked in hotel management while attending the University of Texas at Arlington.

Rich and his wife, Michelle, have two sons, Taylor and Peyton, and a daughter, Kendall. Behm's brother, Chris, works for Blue Star Media, the club's television and radio broadcast department.

ALEX LOOMIS

Pro Scouting Assistant



Alex Loomis joined the Dallas Cowboys scouting department in July, 2009 as the club's pro scout intern. He became the pro assistant leading up to the 2011 season. In his role, Loomis will assist the team's pro scouts in tracking league transactions, developing Dallas opponents' advanced scouting reports and evaluating league free agents. He will also be charged with managing league depth charts


and updating the NFL player database. He will also continue in his role assisting with the NFL combine.

Loomis spent nine summers (2000-09) with the New Orleans Saints, seven as an operations intern and the final three as a scouting intern.

He graduated from Louisiana State University with a degree in business management. Loomis and his wife, Amanda, were married on June 17, 2011.

JUSTIN STUCKY

College Scouting Assistant



Justin Stucky joined the Cowboys scouting department as the club's college scouting intern in July, 2009. In his role, Stucky will assist Dallas scouts while they are on the road and continue to input college film into the club's database while also evaluating collegiate talent. He is also responsible for making college player cut ups for the team's spring draft meetings. Stucky will also do some of

the club's advanced scouting of upcoming opponents. He will assist with player interviews during the combine while also help with the club's draft boards.

Stucky graduated from Kansas with a degree in sports management and a minor in business. He was also a freshman walk-on safety for the school's football team.

JIM MAURER

Head Athletic Trainer



Jim Maurer begins his 22nd season as a Dallas Cowboys athletic trainer, serving the last 16 years as the club's head athletic trainer.

Maurer took over responsibility of the athletic training department in 1996 after serving as an assistant athletic trainer in Dallas for six years. He served as a graduate assistant with the Cowboys for two seasons prior to being hired full time in 1990.

Maurer was elected to the Professional Football Athletic Trainers Society (PFATS) Executive Board as the NFC head athletic trainer representative in 1999. He was re-elected to the same position for a fourth term in 2007 and held the position until 2010. Following the 2002 season, Maurer and his staff were recognized as the NFL

athletic training staff of the year by their peers. Named in honor of Ed Block – a former Baltimore Colts head athletic trainer – the award is given annually to the athletic training staff that exemplifies courage, compassion, commitment and community.

A Dallas native (3/8/65), Maurer earned a degree in physical education in 1988 from Southern Methodist University, where he worked with the football and swim teams.

Maurer worked as a summer assistant with the Kansas City Chiefs in 1987, after spending the summer of 1986 with the Cowboys in the same capacity.

Maurer and his wife, Rosanne, live in Dallas, with their sons, Nicholas and Benjamin.

BRITT BROWN

Associate Athletic Trainer



Britt Brown is in his 20th year as an athletic trainer in the NFL and his 16th as a member of the Cowboys athletic training staff. Brown supervises the Cowboys medical rehabilitation program and assists with treatment programs.

Brown was busy again in 2010 as the club suffered training camp injuries to Kyle Kosier and Marc Colombo. Both worked through the end of the pre-season to return in Week Two. Colombo started the remaining 15 games of the season and Kosier 13 of the last 15. Brown's rehab work with rookie Sean Lee aided the linebacker in seeing extensive time through the season as the club's nickel linebacker. Brown's work did not stop there as a midseason shoulder injury to Tony Romo sidelined the quarterback for the final 10 weeks and a leg injury to Dez Bryant put the rookie on Reserve/Injured for the last four weeks of the season.

Prior to coming to Dallas, Brown spent four years (1992-95) with the Miami Dolphins as an assistant athletic trainer. Brown currently serves as the Program Coordinator for the NFL/Professional Football Athletic Trainers Society (PFATS) Ethnic Minority Scholarship. Following the 2002 season,

Brown and the Cowboys athletic training staff were recognized as the NFL athletic training staff of the year by their peers. Named in honor of Ed Block – a former Baltimore Colts head athletic trainer – the award is given annually to the athletic training staff that exemplifies courage, compassion, commitment and community.

Before joining the Dolphins, Brown was the head basketball athletic trainer and assistant football athletic trainer at Southern Methodist University from 1989-92, where he also coordinated travel for the Mustangs basketball team. While earning a degree in secondary education/biology with an emphasis in athletic training (1982-87) and a master's degree in physical education/exercise physiology (1988-89) from Texas Christian University, he worked with the Horned Frogs football and baseball teams as a student athletic trainer. Brown worked as a part-time assistant athletic trainer for the Cowboys in 1986 and 1987 while attending TCU.

A native of Lampasas, Texas (7/6/64), the fastest growing county in Texas, Brown and his wife, Laura, live in Double Oak, Texas, with their son, Chase, and daughters, Sydney and Payton.

GREG GAITHER

Assistant Athletic Trainer



Greg Gaither enters his 11th season as a full-time member of the Cowboys athletic training staff after originally serving a two-year stint with the club as a graduate assistant (1997-98). He assists with coordinating player rehabilitation and treatment programs while overseeing all medical records.

Following the 2002 season, Gaither and the rest of the Cowboys athletic training staff were recognized as the NFL athletic training staff of the year by their peers. Named in honor of Ed Block – a former Baltimore Colts head athletic trainer – the award is given annually to the athletic training staff that exemplifies courage, compassion, commitment and community.

Gaither returned to the Cowboys after two years on the athletic training staff at Kansas State University. He originally joined the Wildcats in the summer of 1999 as a graduate assistant working in both football and baseball. In 2000 he was promoted to a full-time role as assistant athletic trainer.

A native of Dallas (10/22/73), Gaither graduated from Southern Methodist University with a bachelor's degree, and received his master's degree from Kansas State University. Gaither and his wife, Leah, reside in Dallas with their son, Grayson and daughter Haley.

ROBERT BLACKWELL

Video Director



Robert Blackwell is in his 30th year in the Cowboys video department, and his 22nd as the team's video director. In charge of shooting and editing Cowboys practices and games, Blackwell is also responsible for editing opponents' video. He oversaw the change from videotape to digital imaging for Dallas' coaching staff in 2000. He also builds and distributes opponents'

scouting reports and video breakdowns.

A native of Garland, Texas (12/1/50), Blackwell earned his degree in communications from Stephen F. Austin, and later shot game films for Southern Methodist University's basketball and football teams (1979-84). He and wife Diana have two children, Nathaniel and Lora Ann.

STEPHEN GAGLIARDINO

Assistant Video Director



Stephen Gagliardino became the club's assistant video director in the spring of 2003 after spending the 2002 season as the department's graduate assistant. He is responsible for shooting team practices and games, as well as logging and digitizing game files for the coaching staff.

Gagliardino joined the Cowboys after spending the 2001-02 seasons in NFL Europe, where he handled the coaching video for the Scottish Claymores. He

began his NFL career in 1995 as a ball boy with the Philadelphia Eagles when he was 16 years old, working training camp and game days at Veterans Stadium. He did that for four seasons before moving over to the Eagles video department in 1999, where he worked full time as an intern for three seasons (1999-2001) while finishing college and working in NFL Europe.

A native of Newark, Del., Gagliardino (11/10/78) graduated with a bachelor's degree in communications.

SAM CROMLEY

Assistant Video Director



Sam Cromley enters his fourth season with the Dallas Cowboys and second as one of the team's assistant video directors. His job duties include filming team practices and games, as well as logging and digitizing game films for the coaching staff. Cromley originally joined the organization in 2008 as a video assistant where he worked with both the Cowboys and the former Dallas Desperados of the Arena Football League where he was the team's video director for its final season.

He previously served as the assistant video coordinator at Texas Christian University from 2004-07 where he filmed for the Horned Frogs football team who made three bowl games and won a Mountain West Conference Championship in 2005.

Cromley was awarded Video Coordinator(s) of the Year for the Mountain West Conference along with Director Mike Martin during the 2006-07 season. Prior to TCU, Cromley was a student video assistant at Texas State University in 2001 and a student video assistant for the University of Houston from 1997-99 where he filmed men's and women's basketball, track and field and swimming while being named MVP of the video department in 1999.

Born in Taipei, Taiwan, Cromley (2/5/79) was raised in San Antonio, Texas before graduating with a bachelor's degree in mass communications from Texas State University and a master's degree in liberal arts from TCU. Cromley and his wife Bettina, live in Grand Prairie, Texas with their dog, Tiago.

MIKE McCORD

Equipment Manager



Mike McCord is now in his 23rd season with the Cowboys, his 20th in the equipment department and his 18th as the equipment manager.

McCord originally joined the Cowboys in 1989 as the assistant ticket manager, spending two years in that capacity before moving to the football operations department in 1991. Before coming to Dallas, McCord spent two-and-a-half years with the University of Texas athletic department, one-and-a-half years as

a part-time student assistant before receiving his B.B.A. and then one year as a full-time intern.

A native of Clovis, N.M. (11/6/64), McCord graduated from Roosevelt High School in San Antonio, Texas, and spent two years attending Southwest Texas State before transferring to the University of Texas. He and his wife, Jan, live in Flower Mound, Texas, with their daughter, Megan, and son, Brock.

BUCKY BUCHANAN

Assistant Equipment Manager



William Andrew "Bucky" Buchanan begins his 18th year as the Cowboys assistant equipment manager. Buchanan officially joined the Cowboys in 1994 after spending many weekends and summers in the equipment room helping his father, "Buck" Buchanan, the Cowboys equipment manager from 1973-93.

Before coming to the Cowboys, Buchanan spent

one-and-a-half years with Willis Medical in Richardson, Texas, and 10 years with the Skaggs Alpha Beta grocery store chain.

A native of Plano, Texas, Buchanan (6/9/61) graduated from Plano High School. He has two sons - Thomas II and Brett. He and his wife, Deb, now reside in Highland Village, Texas, with four step children, Jacob, Samantha, William and Cameron Dean.

STEVE MANGUS

Assistant Equipment Manager



Steve Mangus works as an assistant in the Dallas Cowboys equipment room. He has been associated with the Cowboys organization since 1998, when he began assisting in the visitor's locker room during Cowboys home games at Texas Stadium. He also completed three seasonal internships with the club, working in the team's training camp equipment room during the summers of 2000-02.

During the NFL offseason, Mangus worked as an equipment manager with the Dallas Desperados of the Arena Football League. Mangus began working

with the Desperados during the team's inaugural season in 2002, overseeing the visitor's locker room at home games before being hired to the Desperados staff as the equipment manager in 2003.

Prior to joining the Desperados, Mangus spent time as an assistant equipment manager at the University of North Texas, where he also served as a student equipment manager from 2000-02. Mangus graduated from North Texas with a degree in business administration. Mangus, his wife, Dana, and their daughter, Macie, live in Flower Mound, Texas.

The Dallas Cowboys – A Championship Tradition

SUPER BOWL CHAMPIONSHIPS

Pittsburgh Steelers.....	6
DALLAS COWBOYS.....	5
San Francisco 49ers.....	5
Green Bay Packers.....	4
New England Patriots.....	3
New York Giants.....	3
Oakland Raiders.....	3
Washington Redskins.....	3

POSTSEASON GAMES

DALLAS COWBOYS.....58
Pittsburgh Steelers.....53
Green Bay Packers.....45
Minnesota Vikings.....45
New York Giants.....44
San Francisco 49ers.....44
Cle./L.A./St. Louis Rams.....43
Oakland/L.A. Raiders.....43

SUPER BOWL APPEARANCES

DALLAS COWBOYS..... 8
Pittsburgh Steelers..... 8
Denver Broncos..... 6
New England Patriots..... 6
Green Bay Packers..... 5
Miami Dolphins..... 5
Washington Redskins..... 5
San Francisco 49ers..... 5
Oakland Raiders..... 5

MOST CONSECUTIVE POSTSEASON APPEARANCES

DALLAS COWBOYS (1975-83).....9
Indianapolis Colts (2002-10).....9
DALLAS COWBOYS (1966-73).....8
Pittsburgh Steelers (1972-79).....8
Los Angeles Rams (1973-80).....8
San Francisco 49ers (1983-90).....8

POSTSEASON VICTORIES

DALLAS COWBOYS..... 33
Pittsburgh Steelers..... 33
Green Bay Packers..... 29
Oakland Raiders..... 26
San Francisco 49ers..... 26

CONSECUTIVE WINNING SEASONS

DALLAS COWBOYS (1966-85).....20
Oakland Raiders (1965-80).....16
San Francisco 49ers (1983-98).....16
Chicago Bears (1930-44).....15
Green Bay Packers (1934-47).....14

POSTSEASON APPEARANCES

DALLAS COWBOYS..... 30
New York Giants..... 30
Cleveland Browns..... 28
Cle./L.A./St. Louis Rams..... 27
Green Bay Packers..... 26
Minnesota Vikings..... 26
Pittsburgh Steelers..... 26
Chicago Bears..... 25

ALL-TIME REGULAR SEASON WINNING %

Chicago Bears.....0.579
DALLAS COWBOYS.....0.576
Miami Dolphins.....0.576
Green Bay Packers.....0.559
Minnesota Vikings.....0.551

33 Seasons of .500-or-better	30 Post Season Appearances	21 Division Titles	13 NFL/NFC Championship Game Finalist	8 NFC Championships	5 Super Bowl Championships
1966	1966	1966	1966		
1967	1967	1967	1967		
1968	1968	1968			
1969	1969	1969			
1970	1970	1970	1970	1970	
1971	1971	1971	1971	1971	1971
1972	1972				
1973	1973	1973	1973		
1974					
1975	1975		1975	1975	
1976	1976	1976			
1977	1977	1977	1977	1977	1977
1978	1978	1978	1978	1978	
1979	1979	1979			
1980	1980				
1981	1981	1981	1981		
1982	1982				
1983	1983				
1984					
1985	1985	1985			
1991	1991				
1992	1992	1992	1992	1992	1992
1993	1993	1993	1993	1993	1993
1994	1994	1994	1994		
1995	1995	1995	1995	1995	1995
1996	1996	1996			
1998	1998	1998			
1999	1999				
2003	2003				
2006	2006				
2007	2007	2007			
2008					
2009	2009	2009			



SBVI


SBXII

SBXXVII

SBXXVIII

SBXXX

GAMEDAY



PLAYERS



MILES AUSTIN

19 • Wide Receiver

6-3 • 213 • 6/30/84

Monmouth • FA for '06

NFL: 6th Year • Cowboys: 6th Year

Games/Starts: 2010-16/16; Career-69/25

Postseason: 2010-0/0; Career-4/2



PRO: Perhaps one of the biggest surprises league-wide in 2009 was the emergence of Miles Austin as a viable threat to any defense around the league. After his breakout performance from Week 5 in 2009 through the end of the season, Austin earned his spot as a starting receiver for the first time in his career in 2010 and signed a six-year contract extension prior to the first game of the season. After topping 1,000 yards for the first time in his career in 2009, Austin repeated the feat by finishing 2010 with a team-best 1,041 yards to earn his second straight trip to the Pro Bowl – as an injury replacement – and become the 10th rookie free agent in NFL history – first in Cowboys history – with multiple 1,000-yard seasons. Austin originally joined the club as one of just three rookie free agents to make the team out of training camp in 2006 and saw most of his time through his first four seasons as the club's kickoff returner. Leading up to the 2009 season, Austin's progress had him slotted as the club's third wide receiver, but after his breakout game at Kansas City, he moved into the starting lineup. By season's end, he led the team with 1,320 yards and 11 touchdowns while finishing second with 81 catches to earn his first career Pro Bowl selection. He first earned a roster spot as a kickoff returner and holds a 24.1 career average on returns – fourth all-time in team history. His 2,146 return yards are fifth in club history, and he is the only Cowboy to return a kickoff for a touchdown in the postseason.

PRO BOWLS**TRANSACTION SUMMARY:****9/9/10:** Signed a six-year contract extension with Dallas.**6/11/10:** Signed one-year contract with Dallas.**4/23/09:** Signed one-year contract with Dallas.**5/1/06:** Signed with Dallas as a rookie free agent.**2010:**

- Started all 16 games for the first time in his career and finished with a team-high 1,041 yards with seven touchdowns on 69 catches – both second on the team.
- Added his second straight trip to the Pro Bowl after earning a spot as an injury replacement.
- Became one-of-10 undrafted players in NFL history to post multiple 1,000-yard seasons.
- Had five 100-yard games on the season, including a 166-yard performance for his third-highest single-game receiving yards total. Also tied his career-best with 10 catches in Weeks 1 and 2.
- Opened the season at Washington (9/12) with a career-high tying 10 catches for 146 yards and a score.
- His first catch at the Redskins marked his 100th career reception.
- Led the team with a career-high tying 10 catches for 142 yards in the home opener against Chicago (9/19).
- His 10 catches in consecutive games made him the second Cowboy with back-to-back double-digit reception games. The first was Michael Irvin (11/23/05 and 12/3/05).
- Had two catches for 20 yards in the win at Houston (9/26) before leading the team with nine catches for 166 yards with a career-long 69-yard touchdown reception against Tennessee (10/10).
- The 166 yards against the Titans were the third-most in a game in his career.
- Against Jacksonville (10/31) led the team with 117 yards on seven receptions – six in the first half – to give him his 10th career 100-yard outing.
- Had two catches for 16 yards at Green Bay (11/7) then finished the game at the N.Y. Giants (11/14) with two catches for 68 yards and a touchdown. His touchdown gave him 17 for his career to tie Mike Renfro, Bill Howton and Dan Reeves for 16th in club history.
- Had two catches for seven yards - both touchdowns - against Detroit (11/21). His two touchdown grabs gave him 19 for his career to pass Alvin Harper and tie Butch Johnson for 14th in club history.
- Had three catches for 25 yards to go along with a career-long 60-yard touchdown run – his first career touchdown run – against New Orleans (11/25) on Thanksgiving Day. It was the second-longest run by a club receiver behind Kelvin Edwards' 62-yard scoring rush against Philadelphia (10/11/87).
- Had four catches for 47 yards with a rush for six yards in the overtime win at Indianapolis (12/5) before finishing with two catches for 22 yards and a run for 26 against Philadelphia (12/12).
- His 22 receiving yards against the Eagles pushed him past 2,500 for his career.
- Caught three passes for 38 yards and a touchdown against Washington (12/19). His scoring catch gave him 20 for his career to tie Terry Glenn for 13th in club history while also making Austin the 14th Cowboy to reach 20 career touchdown catches.
- On Christmas night at Arizona (12/25), led the team with 115 yards and a touchdown on six catches. It was his fifth 100-yard performance of the season and the 11th of his career. His touchdown catch was his 21st to break a tie with Glenn for sole possession of 13th in franchise history.
- In the season-ending win at Philadelphia (1/2/11), caught two passes for 62 yards to give him 1,041 for the season. Jason Witten also crossed the 1,000-yard threshold in the game to mark the fifth time in team history two Cowboys pass catchers had 1,000 yards in a season. Both accomplished the feat in 2009 to mark the second time in franchise history Dallas had two receivers with more than 1,000 yards in consecutive seasons.

LEGENDTeam Logo –
Pro BowlSuper Bowl Trophy –
Super Bowl Appearance

2009:

- Played in all 16 games with nine starts – first nine of his career – to lead the team with 1,320 receiving yards – his first career 1,000-yard season and the sixth-most in a season in team history – and 11 touchdowns while finishing second with 81 catches.
- Earned his first Pro Bowl selection following his breakout year, third in the NFL, tops in the NFC, in yards and 14th in the league, sixth in the conference, in touchdowns.
- Became just the 15th undrafted player in league history to top 1,000 yards and the 12th with 10-or-more touchdowns in a season.
- Established a single-game club-record with his 250-yard performance at Kansas City (10/11) in his first career start, replacing the injured Roy Williams (ribs).
- Had a total of 482 receiving yards through his first three career starts – the most by any NFL player through his first three starts.
- Had a four-game stretch with 531 yards, the club's third-highest four-game receiving yards total.
- His 81 receptions on the season were good for 15th in the league and tied for eighth in a season in club history.
- Had one catch for a 42-yard touchdown in the season-opening win at Tampa Bay (9/13).
- In his first career start in place of Williams (ribs), earned NFC Offensive Player of the Week with a career-best 10 catches for a club-record 250 yards with two touchdowns, including the 60-yard game winner in overtime at Kansas City (10/11). His 250 yards eclipsed Bob Hayes' previous club record of 246 set at Washington (11/13/66).
- His 250-yard performance marked the first time in NFL history that a player reached 250 yards in his first career start and was just the third time a player reached 200 yards in his first start. Anquan Boldin (217 in 2003) and Mark Duper (202 in 1983) were the others.
- Austin's game-winning overtime touchdown marked the first time an NFL player scored an overtime touchdown in his first career start.
- Had his second career start the next game after the bye against Atlanta (10/25) and responded with six catches for 171 yards and two touchdowns. His 171 yards were the most by a Cowboys receiver coming off a 200-plus yard performance and were the second-most yards by an NFL receiver following a game with at least 250 yards. His 421 yards over the two games were also the most ever by a Dallas pass catcher.
- His back-to-back two-touchdown games were the first by a Cowboy since Terrell Owens had two at the N.Y. Giants (11/11/07) followed by four against Washington (11/18/07).
- Caught five passes for a team-best 61 yards with one touchdown to go along with his first career rush – on a reverse – for 11 yards in a start against Seattle (11/1).
- Had just one catch for a 49-yard touchdown to give Dallas the lead in the fourth quarter in the win against Philadelphia (11/8). His four-game touchdown streak was the longest by a Cowboy since Owens had at least one in seven straight games in 2007.
- With his 49 yards against the Eagles, upped his receiving yards total from the previous four games to 531 – the third-most over a four-game span in franchise history – Owens, 575 (10/21/07-11/18/07) and 537 (11/4/07-11/22/07).
- Paced the club with seven catches for 145 yards and a touchdown on Thanksgiving Day against Oakland (11/26). His 145 yards tied Lance Rentzel (11/23/67) for the second-most by a Dallas Cowboy on the holiday and marked his fourth 100-yard performance of the season.
- Tied his career high with 10 catches for 104 yards with one touchdown to mark the second time on the season he had back-to-back 100-yard performances. Over the last two games, Witten also had 100-or-more yards in each game to make the duo the first to each record 100 yards in consecutive games since Bob Hayes and Lance Rentzel in 1967.
- Played in his 50th career game against San Diego (12/13) and finished with six catches for 71 yards with a touchdown to make him the seventh different Cowboy receiver to reach 10 touchdowns in a season.
- Led the team in the win at previously undefeated New Orleans (12/19) with seven catches for 139 yards to up his season yardage total to 1,138 – his first career 1,000-yard performance. It marked the fifth consecutive season the Cowboys had a pass catcher top 1,000 yards, the 24th time in club history and made Austin the 11th different Cowboy to accomplish the feat.
- His touchdown gave him 11 on the season – the sixth-most in a season in club history – and made him one of just five players in club history with 10-or-more touchdowns in a season.
- Had a team-best nine catches for 92 yards in the win at Washington (12/27), assuring Dallas of a spot in the playoffs. His 92 yards upped his season total to 1,230 to pass Witten, Michael Irvin and Owens for the eighth-most yards in a season in club history.
- In the season finale against Philadelphia (1/3/10), led the team with seven catches for 90 yards to help Dallas capture its 17th NFC East Division title.
- Made his first career postseason start against Philadelphia (1/9/10) and led the team with seven catches for 82 yards and a touchdown.
- Was held to just four catches for 34 yards along with his first career postseason carry (an eight-yard reverse) in the Divisional Playoff loss at Minnesota (1/17/10).

2008:

- Saw time as a reserve receiver and kickoff returner before assuming the return role full-time in Week 6.
- Finished the season with 13 catches for 278 yards and three touchdowns and 29 kickoff returns for 624 yards.
- Was inactive in the season opener after spraining his knee in the preseason game against Houston (8/22).
- Made his season debut against Philadelphia (9/15) and had two catches for 12 yards.
- Exploded at Green Bay (9/21), scoring his first career touchdown, with a then career-long 63-yard catch and finishing with 115 yards on two catches for his first career 100-yard outing.
- Found the end zone the next week against Washington (9/28) on an 11-yard catch.
- Registered his third career receiving touchdown on a 14-yard grab and took over kickoff return duties after Felix Jones was injured at Arizona (10/12).

- With his 76 yards on three returns at St. Louis (10/19), became just the 12th player in team history to top 1,500 career kickoff return yards.
- Suffered a knee injury at Washington (11/16) and missed the next three games.
- Returned to action against the N.Y. Giants (12/14) and had one catch for 23 yards and three kickoff returns for 76 yards.

2007:

- Served as the club's leading kick returner, finishing third in the NFC (ninth in the NFL) with a 25.5 average on 24 attempts for 612 yards.
- Recorded his first career reception against the N.Y. Jets (11/22).
- Posted season and career-highs with six kickoff returns for 166 yards against Green Bay (11/29).
- Had a regular season career-long 60-yard kickoff return at Detroit (12/9) to finish the game with three returns for 112 yards and a 37.3 average.

2006:

- Finished his rookie season with 29 kickoff returns for 753 yards for a 26.0 kickoff return average – the second-best by a rookie in club history.
- Played his first NFL game against Houston in Week 5 (10/15), when he made two tackles on special teams.
- Had a season-high 29.6-yard average on five returns against New Orleans (12/10), including a season-long 37-yard return.
- Returned three kickoffs for 136 yards at Seattle in the Wild Card Playoff Game (1/6/07), the second-most in team playoff history. Set team playoff records for kickoff return average (45.3) and longest kickoff return (93 yards – the first kickoff return for a touchdown in team playoff history).

COLLEGE:

- Finished his career at Monmouth University as the school's all-time leader in touchdown receptions (33), receptions (150) and yards (2,867).
- In eight games as a senior, had 51 catches for 1,101 yards and a team-record 14 touchdowns.
- In his sophomore and junior seasons, led the team in catches, yards and touchdowns, catching a then team record 12 touchdowns as a sophomore.

PERSONAL:

- Was a two-year letterman at Garfield, N.J., High School, where he played wide receiver and defensive back.
- As a senior, recorded 75 tackles and 10 interceptions.
- Also played basketball, finishing with 1,028 career points, and was a member of the track and field team, for which he recorded the second-longest javelin throw in Bergen County history (214'8").

COMMUNITY:

- 2006 Dallas Cowboys Rookie Club.
- 2007-08 Taste of the NFL: The Ultimate Cowboys Tailgate Party benefiting North Texas Food Bank.
- 2007 Cowboys NFL Draft Day Fan Appreciation Party.
- 2008-09 SPCA Poker for Pets Fundraiser.
- 2009 Jason Garrett Play-It-Smart Football Camp Coach/Speaker; University of Princeton.
- Annual Holiday Hospital Visits.
- Salvation Army Angel Tree Christmas Program.
- Kick Off Luncheon and Dallas Cowboys Family Cookbook benefiting Happy Hill Farm.
- Make-A-Wish Foundation of North Texas.



MISSION: The Austin Family Foundation's mission is to support and promote youth programming, in lower income areas, that focuses on character development and community involvement.

www.austinfamilyfoundation.org

AUSTIN'S COWBOYS TOTALS

Year Team	GP-GS	RECEIVING					KICKOFF RETURNS				
		No	Yds	Avg	Long	TD	No	Yds	Avg	Long	TD
2006 Dallas	9-0	0	0	0.0	0	0	29	753	26.0	37	0
2007 Dallas	16-0	5	76	15.2	35	0	24	612	25.5	60	0
2008 Dallas	12-0	13	278	21.4	63	3	29	624	21.5	36	0
2009 Dallas	16-9	81	1,320	16.3	60†	11	7	157	26.2	29	0
2010 Dallas	16-16	69	1,041	15.1	69†	7	0	0	0.0	0	0
Totals	69-25	168	2,715	16.2	69†	21	89	2,146	24.1	60	0
Playoffs											
2006 Dallas	1-0	0	0	0.0	0	0	3	136	45.3	93†	1
2007 Dallas	1-0	0	0	0.0	0	0	3	67	22.3	29	0
2009 Dallas	2-2	11	116	10.5	36	1	0	0	0.0	0	0
Totals	4-2	11	116	10.5	36	1	6	203	33.8	93†	1

ADDITIONAL STATISTICS

Special Teams Tackles – 2006 (7), 2007 (10). **Total: 17**

Playoffs – 2006 (3)

Rushing – 2009 (2 for -2, long 11), 2010 (7 for 93, long 60†, 1 TD).

Totals: 9 for 91, 1 TD.

SINGLE-GAME BESTS

Receptions – 10, Four times, last vs. Chicago, 9/19/10

Receiving Yards – 250 at Kansas City, 10/11/09

Long Reception – 69 vs. Tennessee, 10/10/10

Kickoff Returns – 6 vs. Green Bay, 11/29/07 and

vs. Baltimore, 12/20/08

Kickoff Return Yards – 166 vs. Green Bay, 11/29/07

Long Kickoff Return – 60 at Detroit, 12/9/07

AUSTIN'S CAREER GAME-BY-GAME

RECEIVING
2006 (Dallas)

Game	No	Yds	Avg	Long	TD
L-@ Jac 9/10					
W-Was 9/17					
W-@ Ten 10/1					
L-@ Phi 10/8					
W-Hou 10/15					
L-NYG 10/23					
W-@ Car 10/29					
L-@ Was 11/5					
W-@ Ari 11/12					
W-Ind 11/19					
W-TB 11/23					
W-@ NYG 12/3					
L-NO 12/10					
W-@ Atl 12/16					
L-Phi 12/25					
L-Det 12/31					
Totals					

Playoffs

L-@ Sea 1/6/07

2007 (Dallas)

Game	No	Yds	Avg	Long	TD
W-NYG 9/9					
W-@ Mia 9/16					
W-@ Chi 9/23					
W-SIL 9/30					
W-@ Buf 10/8					
L-NE 10/14					
W-Min 10/21					
W-@ Phi 11/4					
W-@ NYG 11/11					
W-Was 11/18					
W-NYJ 11/22	2	30	15.0	17	0
W-GB 11/29					
W-@ Det 12/9					
L-Phi 12/16					
W-@ Car 12/22	2	11	5.5	7	0
L-@ Was 12/30	1	35	35.0	35	0
Totals	5	76	15.2	35	0

Playoffs

L-NYG 1/13/08

2008 (Dallas)

Game	No	Yds	Avg	Long	TD
W-@ Cle 9/7					
W-Phi 9/15	2	12	6	7	0
W-@ GB 9/21	2	115	57.5	63	1
L-Was 9/28	3	45	15	21	1
W-Cin 10/5					
L-@ Ari 10/12	1	14	14	14	1
L-@ SIL 10/19	2	43	21.5	36	0
W-TB 10/26					
L-@ NYG 11/2					
W-@ Was 11/16	2	26	13	18	0
W-SF 11/23					
W-Sea 11/27					
L-@ Pit 12/7					
W-NYG 12/14	1	23	23	23	0
L-BAL 12/20					
L-@ Phi 12/28					
Totals	13	278	21.4	63	3

2009 (Dallas)

Game	No	Yds	Avg	Long	TD
W-@ TB 9/13	1	42	42.0	42	1
L-Phi 9/20	1	20	20.0	20	0
W-Car 9/28					
L-@ Den 10/4	3	19	6.3	11	0
W-@ KC 10/11	10	250	25.0	60	2
W-Atl 10/25	6	171	28.5	59	2
W-Sea 11/1	5	61	12.2	17	1

RECEIVING
2009 (Dallas), cont.

Game	No	Yds	Avg	Long	TD
W-@ TB					
W-@ Phi 11/8	1	49	49.0	49	1
L-@ GB 11/15	4	20	5.0	14	0
W-Was 11/22	4	47	11.8	23	0
W-Oak 11/26	7	145	20.7	49	1
L-@ NYG 12/6	10	104	10.4	22	1
L-SD 12/13	6	71	11.8	21	1
W-@ NO 12/19	7	139	19.9	49	1
W-@ Was 12/27	9	92	10.2	17	0
W-Phi 1/3/10	7	90	12.9	40	0
Totals	81	1,320	16.3	60	11

Playoffs

W-Phi 1/9/10 7 82 11.7 36 1
L-@ Min 1/17/10 4 34 8.5 12 0
Totals **11** **116** **10.5** **36** **1**

2010 (Dallas)

Game	No	Yds	Avg	Long	TD
L-@ Was 9/12	10	146	14.6	30	1
L-Chi 9/19	10	142	14.2	21	0
W-@ Hou 9/26	2	20	10.0	17	0
L-Ten 10/10	9	166	18.4	69	1
L-@ Min 10/17	2	12	6.0	8	0
L-NYG 10/25	3	38	12.7	17	0
L-Jac 10/31	7	117	16.7	35	0
L-@ GB 11/7	2	16	8.0	10	0
W-@ NYG 11/14	2	68	34.0	44	1
W-Det 11/21	2	7	3.5	4	2
L-NO 11/25	3	25	8.3	12	0
W-@ Ind 12/5	4	47	11.8	22	0
L-Phi 12/12	2	22	11.0	16	0
W-Was 12/19	3	38	12.7	23	1
L-@ Ari 12/25	6	115	19.2	37	1
W-@ Phi 12/11	2	62	31.0	31	0
Totals	69	1,041	15.1	69	7

KICKOFF RETURNS

2006 (Dallas)

Game	No	Yds	Avg	Long	TD
L-@ Jac 9/10					
W-Was 9/17					
W-@ Ten 10/1					
L-@ Phi 10/8					
W-Hou 10/15					
L-NYG 10/23					
W-@ Car 10/29					
L-@ Was 11/5					
W-@ Ari 11/12	2	39	19.5	22	0
W-Ind 11/19	2	59	29.5	31	0
W-TB 11/23	3	76	24.0	34	0
W-@ NYG 12/3	4	107	26.8	33	0
L-NO 12/10	5	148	29.6	37	0
W-@ Atl 12/16	4	88	22.0	37	0
L-Phi 12/25	4	91	22.8	28	0
L-Det 12/31	5	145	29.0	35	0
Totals	29	753	26.0	37	0

Playoffs

L-@ Sea 1/6/07 3 136 45.3 93

2007 (Dallas)

Game	No	Yds	Avg	Long	TD
W-NYG 9/9					
W-@ Mia 9/16	1	24	24.0	24	0
W-@ Chi 9/23					
W-SIL 9/30					
W-@ Buf 10/8					
L-NE 10/14					
W-Min 10/21					
W-@ Phi 11/4					
W-@ NYG 11/11	3	59	19.7	25	0
W-Was 11/18	3	73	24.3	28	0
W-NYJ 11/22	2	51	25.5	27	0
W-GB 11/29	6	166	27.7	38	0

AUSTIN'S CAREER GAME-BY-GAME, (cont.)

KICKOFF RETURNS

2007 (Dallas), cont.

Game	No	Yds	Avg	Long	TD
W-@ Det 12/9	3	112	37.3	60	0
L-Phi 12/16					
W-@ Car 12/22	3	66	22.0	36	0
L-@ Was 12/30	3	61	20.3	37	0
Totals	24	612	25.5	60	0

Playoffs

L-NYG 1/13/08	3	67	22.3	29	0
---------------	---	----	------	----	---

2008 (Dallas)

Game	No	Yds	Avg	Long	TD
W-@ Cle 9/7					
W-Phi 9/15					
W-@ GB 9/21					
L-Was 9/28					
W-Cin 10/5	1	25	25.0	25	0
L-@ Ari 10/12	3	82	27.3	32	0
L-@ STL 10/19	3	76	25.3	27	0
W-TB 10/26	2	38	19.0	20	0
L-@ NYG 11/2	5	108	21.6	25	0
W-@ Was 11/16	2	26	13.0	14	0
W-SF 11/23					
W-Sea 11/27					
L-@ Pit 12/7					
W-NYG 12/14	3	76	25.3	29	0
L-BAL 12/20	6	116	19.3	26	0
L-@ Phi 12/28	4	77	19.3	36	0
Totals	29	624	21.5	36	0

2009 (Dallas)

Game	No	Yds	Avg	Long	TD
W-@ TB 9/13	1	20	20.0	20	0
L-Phi 9/20	1	29	29.0	29	0
W-Car 9/28	1	23	23.0	23	0
L-@ Den 10/4	2	52	26.0	28	0
W-@ KC 10/11	1	24	24.0	24	0
W-Atl 10/25					
W-Sea 11/1					
W-@ Phi 11/8					
L-@ GB 11/15					
W-Was 11/22					
W-Oak 11/26					
L-@ NYG 12/6					
L-SD 12/13	0	9	9.0	9	0
W-@ NO 12/19					
W-@ Was 12/27					
W-Phi 1/3/10					
Totals	6	157	26.2	29	0

Playoffs

W-Phi 1/9/10					
L-@ Min 1/17/10					

Totals

ALAN BALL

20 • Cornerback

6-2 • 195 • 3/29/85

Illinois • D7b for '07 (237th overall)

NFL: 4th Year • Cowboys: 4th Year

Games/Starts: 2010-16/16; Career-44/19

Postseason: 2010-0/0; Career-2/0



PRO: Alan Ball will once again have the opportunity to compete for a starting role in the defensive backfield in 2011 after starting all 16 games of 2010 at free safety. In his first season as a full-time starter, Ball finished ninth on the team with a career-best 50 tackles. Along the way, he assisted on his first career sack, forced his first two career fumbles and intercepted his first two career passes. Ball earned the starting nod leading up to the 2010 season after the club released Ken Hamlin in the offseason. He saw extended playing time in his second full season in 2009, making the move to safety and earning three starts in place of Hamlin (ankle). Prior to seeing time on defense, Ball has been a solid special teams coverage man in his time on the field, finishing third on the team with 16 tackles in 2009. After the Cowboys lost two cornerbacks in free agency leading up to 2008, Ball saw extended action, playing in 10 games, but mainly on special teams. Ball was one-of-two of the Cowboys seventh round picks in the 2007 NFL Draft and spent the first 14 weeks of his rookie season on Dallas' practice squad before seeing action in the final two games as a reserve cornerback.

TRANSACTION SUMMARY:

12/11/07: Signed to Dallas' active roster.

9/2/07: Released by Dallas and signed to their practice squad (9/4).

4/29/07: Drafted in the seventh round (237th overall) by Dallas.

2010:

- Was the starting free safety for all 16 games to mark the first time in his short career he started all 16 games in a season.
- Finished with 50 tackles, a half sack, one pressure, two interceptions, five breakups and two forced fumbles.
- Opened the season at Washington (9/12) with six tackles along with a pass breakup and the first forced fumble of his career.
- Had three tackles in the home opener while helping hold Chicago (9/19) to one-of-11 (9.1%) on third downs – the lowest third down conversion percentage by a Dallas opponent since the club held the Giants (10/16/05) to one-of-11.

- Had two tackles in the win at Houston (9/26), three against Tennessee (10/10) and one along with a pressure at Minnesota (10/17).
- Added two more stops against the N.Y. Giants (10/25) before notching a single-game career-best nine tackles – third on the team – against Jacksonville (10/31).
- Had a tackle, a pressure and split a sack with Orlando Scandrick at Green Bay (11/7).
- Talled five tackles, a breakup, his second career forced fumble and his first career interception in the win at the N.Y. Giants (11/14) – the first win under interim head coach Jason Garrett.
- Added two tackles and his second special teams stop of the season against Detroit (11/21).
- In the Thanksgiving Day game against New Orleans (11/25), notched four tackles and a pass breakup.
- Had two tackles, two breakups and his second interception of the season in the overtime win at Indianapolis (12/5).
- Notched four tackles against Philadelphia (12/12) followed by three against Washington (12/19).
- Had one tackle while holding Arizona (12/25) to two-of-11 on third downs on Christmas night.
- Closed out the season in the win at Philadelphia (1/2/11) with two tackles.

2009:

- Played in all 16 games with his first three career starts, switching to safety in place of Hamlin (ankle), and finished the year with 19 tackles, one tackle for lost yardage and four pass breakups.
- Also finished third on the squad with 16 special teams tackles.
- In the season-opening win at Tampa Bay (9/13), played mainly on special teams and notched two tackles.
- Had two more tackles on special teams in the Cowboys Stadium opener against the N.Y. Giants (9/20) to be named special teams captain the next week against Carolina (9/28).
- Had his first defensive tackle of the season as a reserve against the Panthers.
- Tied for the team lead with three special teams stops to go with two tackles on defense in the overtime win at Kansas City (10/11).
- Broke up one pass to go with a special teams tackle against Atlanta (10/25) before tying his season high, and leading the team, with three special teams tackles against Seattle (11/1).
- Played both cornerback and safety due to injuries in the second half at Green Bay (11/15) and had one stop.
- Made his first career start, playing safety in place of Hamlin (ankle), and had three tackles with one pass deflection against Washington (11/22).
- Saw time at safety once again on Thanksgiving Day against Oakland (11/26) and added a tackle and a deflection.
- Had his second start in place of Hamlin and had two tackles and a special teams stop at the N.Y. Giants (12/6) before posting a season-best four tackles and a breakup in a start against San Diego (12/13).
- Had two tackles – one on defense and the other on special teams – in the win at previously undefeated New Orleans (12/19).
- Was the special teams captain once again at Washington (12/27) with one stop before finishing with three tackles on defense and a special teams tackle in the NFC East Division clinching win in the season finale against Philadelphia (1/3/10).
- Was the special teams captain in the Wild Card Playoff Game against Philadelphia (1/9/10) and had one stop in his postseason debut.

2008:

- Opened the season at Cleveland (9/7) playing on special teams before being a game day inactive the following three weeks.
- Was active but did not play against Cincinnati (10/12) before playing on special teams at Arizona (10/12) and at St. Louis (10/26).
- Saw his first action of the season on defense and had three tackles against Tampa Bay (10/26).
- Added a defensive stop at the N.Y. Giants (11/12), then had a season and career-high three special teams tackles against Seattle on Thanksgiving Day (11/27).
- Had his first career pass breakup at Pittsburgh (12/7) followed by two tackles against the N.Y. Giants (12/14).
- Was inactive the final two games of the season with an ankle injury.

2007:

- Spent the first 14 weeks of the season on the team's practice squad.
- Saw his first action in the NFL at Carolina (12/22) recording one special teams stop.
- Recorded his first pro tackle at Washington (12/30).

COLLEGE:

- Finished his collegiate career at Illinois with 199 tackles, eight tackles for a loss, two interceptions, 23 passes defended and one forced fumble.
- Had a career-high 62 tackles, three tackles for a loss, one interception and 13 passes defended as a senior.
- Named the team's outstanding defensive back at the end of his junior season, playing in all 11 games, with seven starts, and leading the team with 55 total tackles.
- As a sophomore, made 10 starts and had 37 tackles, one pass defended and one tackle for a loss.
- Recorded at least one tackle in every game he played that season.
- As a freshman, played in seven games, including five starts, and recorded 44 tackles, four passes defended and one forced fumble.

PERSONAL:

- Attended St. Martin De Porres in Detroit, Mich., for two years, earning PrepStar and SuperPrep all-region selection and being named to the *Lansing State Journal* "Catch 22" list as a senior.
- Helped lead his team to the 2001 state championship and was named a top-50 defensive back recruit nationally by Rivals.com.
- Intercepted 15 passes - including six in the postseason - his senior season.
- Earned all-state honors in track - winning back-to-back 110-meter hurdles state titles as a junior and senior.
- Was enrolled in the College of Liberal Arts and Sciences at Illinois.

COMMUNITY:

- 2007 Dallas Cowboys Rookie Club.
- Annual Holiday Hospital Visits.
- Salvation Army Angel Tree Christmas Program.
- Kickoff Luncheon and Dallas Cowboys Family Cookbook benefitting Happy Hill Farm.
- Make-A-Wish Foundation of North Texas.

BALL'S COWBOYS TOTALS

Year Team	GP-GS	DEFENSE						INTERCEPTIONS					FUMBLES REC								
		ST	AT	TT	Sks-Yds	Tkl/Ls	QB Prs	PBU	FF	No	Yds	Avg	Lg	TD	No	Yds	Avg	Lg	TD		
2007 Dallas	2-0	1	0	-1	0.0(0)	0(0)	0	0	0	0	0	0	0	0	0	0	0	0	0		
2008 Dallas	10-0	5	1	-6	0.0(0)	0(0)	0	1	0	0	0	0	0	0	0	0	0	0	0		
2009 Dallas	16-3	13	6	-19	0.0(0)	0(0)	0	4	0	0	0	0	0	0	0	0	0	0	0		
2010 Dallas	16-16	34	16	-50	0.5(-6)	0(0)	3	4	2	2	27	13.5	27	0	0	0	0	0	0		
Totals	44-19	53	23	-76	0.5(-6)	0(0)	3	9	2	2	27	13.5	27	0	0	0	0	0	0		
Playoffs																					
2009 Dallas	2-0	0	0	-0	0.0(0)	0(0)	0	0	0	0	0	0	0	0	0	0	0	0	0		
Totals	2-0	0	0	-0	0.0(0)	0(0)	0	0	0	0	0	0	0	0	0	0	0	0	0		
		SPECIAL TEAMS						SINGLE-GAME BESTS													
Year		Solo	Ast	Tot	FF	FR	BP	BFG	BXP	Tackles - 9 vs. Jacksonville, 10/31/10											
2007 Dallas		1	0	-1	0	0	0	0	0	Passes Defensed - 2 at Indianapolis, 12/5/10											
2008 Dallas		5	2	-7	0	0	0	0	0												
2009 Dallas		15	1	-16	0	0	0	0	0												
2010 Dallas		1	1	-2	0	0	0	0	0												
Totals		22	4	-26	0	0	0	0	0												

MARTELLUS BENNETT

80 • Tight End

6-6 • 275 • 3/10/87

Texas A&M • D2 for '08 (61st overall)

NFL: 4th Year • Cowboys: 4th Year

Games/Starts: 2010-16/11; Career-46/24

Postseason: 2010-0/0; Career-2/1



PRO: Martellus Bennett continued to play an integral part in the Cowboys offense in his third season as he finished the year with a career-best in catches (33) while finishing with 260 yards. He worked on improving his skills as a blocker while continuing his development as a receiving tight end at the professional level. In 2009, Bennett's progress and development continued through his second pro season as he faced the challenge of injury. He still managed to assist the offense as a receiving and blocking threat as well as a contributor on special teams. His production during his rookie season gave glimpses of the talent the Cowboys invested in the former second round draft pick, particularly in his ability to find the end zone as Bennett tied for second on the team in 2008 with four touchdown receptions, including a streak of three consecutive games with a scoring grab.

TRANSACTION SUMMARY:

4/26/08: Drafted in the second round (61st overall) by Dallas.

2010:

- Started 11 of the 16 games he played and finished with 33 catches for 260 yards.
- Started the season opener at Washington (9/12) as part of a two-tight end set and had one catch for seven yards.
- Had a career-best seven catches for 45 yards in the home opener against Chicago (9/19) before finishing the win at Houston (9/26) with three catches for 26 yards.
- Had two catches for 19 yards against Tennessee (10/10), then was held without a catch in a start at Minnesota (10/17).
- Caught one pass for five yards against the N.Y. Giants (10/25) before catching three passes for 20 yards at Green Bay (11/7).
- Had a season-long 32-yard catch in Jason Garrett's first win as interim head coach at the N.Y. Giants (11/17).
- Hauled in two passes for 17 yards on Thanksgiving Day against New Orleans (11/25), then finished the overtime win at Indianapolis (12/5) with three catches for 24 yards.
- Caught four passes for 30 yards against Philadelphia (12/12), one for two yards against Washington (12/19) and three for 22 on Christmas night at Arizona (12/25).
- Had two receptions for 11 yards in the season-ending win at Philadelphia (1/2/11).

2009:

- Played in 14 games with six starts while missing two games against San Diego (12/13) and at New Orleans (12/19) due to lingering effects from a concussion.

- Finished the 2009 season with 15 receptions for 159 yards (10.6 avg.) while adding three special teams stops.
- Made his first start of the season at Denver (10/4) as the team opened the game in a two tight end set and finished the contest with one reception for 13 yards.
- Had a season-high three catches for 32 yards against Atlanta (10/25).
- Recorded season-highs in receptions (three), receiving yards (43) and long catch (21 yards) against Washington (11/22).
- Started and had two receptions for 20 yards at the N.Y. Giants (12/6) before suffering a concussion that forced him out of the game.
- Returned to action at Washington (12/27) after missing two games (concussion) but did not record a catch.
- Made his postseason debut in the Wild Card Game against Philadelphia (1/9/10) as he helped block for a running game that gained 198 yards on 35 carries (5.7 avg.) with two touchdowns.
- Hauled in three balls for 27 yards with a long of 17 yards in the Divisional Playoff loss at Minnesota (1/17/10) to mark his first career postseason catches.

2008:

- In his rookie season, tied for second on the team in touchdown receptions (four), third in receiving average (14.2), fifth in receiving yards (283) and sixth in receptions (20).
- Played in 16 games with seven starts.
- At Cleveland (9/7) made his NFL debut and saw action at tight end but did not record any statistics.
- Made his first NFL start against Philadelphia (9/15) as the team opened the game with three tight ends and recorded his first career NFL catch on a 20-yard pass from Tony Romo.
- At Green Bay (9/21) had a career-long reception of 37 yards while also adding his first career tackle on special teams.
- Started the next two games against Washington (9/28) and Cincinnati (10/5) as the team opened with two and three tight end formations, respectively, recording only one reception for no gain against the Redskins.
- Had his first career touchdown reception at St. Louis (10/19) on a 34-yard grab in the fourth quarter.
- Saw extended action against Tampa Bay (10/26) as Jason Witten (ribs) was injured early in the first half and had three catches for 21 yards.
- At the N.Y. Giants (11/2) recorded three catches for 36 yards with two gaining first downs.
- At Washington (11/16) had one catch - a 25-yard game-winning touchdown.
- Picked up his third touchdown of the season with a one-yard grab against San Francisco (11/23).
- Against Seattle (11/27) caught a touchdown in his third consecutive game to become just the third rookie in team history to accomplish that feat - Bob Hayes (11/7/65-11/21/65 and 12/5/65-12/19/65) and Antonio Bryant (10/6/02-10/20/02). The last NFL rookie to do it was Dwayne Bowe with Kansas City (9/16/07-9/30/07).
- At Pittsburgh (12/7) finished the game with two catches for 19 yards.
- Had one catch for eight yards on a tight end screen against the N.Y. Giants (12/14) while also adding one stop on special teams.
- At Philadelphia (12/28) had two receptions for 14 yards with a long reception of eight yards.

COLLEGE:

- Finished his Texas A&M career with 105 receptions, 1,246 receiving yards and 10 touchdowns.
- His 105 receptions tied the school career record for tight ends, matching a figure first set by Rod Bernstine (1983-86), and his 1,246 yards receiving yards ranked 15th overall.
- His receiving yardage total set an Aggie tight end career record, surpassing the old mark of 1,181 yards by Richard Osborne (1972-75).
- His 10 touchdown catches tied Terrence Murphy (2001-04) and Jamaar Taylor (2001-03) for eighth on the Aggies career record chart and are the most ever by an A&M tight end.
- Holds the Texas A&M school record with at least one reception in 29 consecutive games, topping the previous mark of 26 straight games by Murphy (2001-04).
- In 12 games of action with six starts as a junior, led the team with a career-high 49 receptions - good for second behind Bernstine (65 in 1986) on the school season tight end record list and tied Barney Harris (1968) for ninth overall - for 587 yards (12.0 avg.) and four touchdowns.
- Earned second-team All-Big 12 Conference choice by the *San Antonio Express-News* and *Fort Worth Star-Telegram* and honorable mention from the league's coaches and Associated Press.
- Started all 13 games as a sophomore, ranking second on the team with 38 receptions for 497 yards (13.1 avg.) and three touchdowns.
- Was a semifinalist for the John Mackey Award, given to the nation's top tight end, earned first-team All-Big 12 Conference honors from the Dallas Morning News, and added second-team accolades from the *Houston Chronicle*, Associated Press, *San Antonio Express-News*, *Fort Worth Star-Telegram* and *Austin American-Statesman*.
- Played in 11 games as a true freshman, starting five contests, and had 18 catches for 162 yards (9.0 avg.) and three touchdowns to earn freshman All-American honors from *The Sporting News* and All-Big 12 Conference honorable mention by the league's coaches.

PERSONAL:

- Attended Alief, Texas, Taylor High School where he was a three-year starter at tight end.
- Consensus prep All-America selection, a two-time all-district and All-Greater Houston choice at tight end, a member of Dave Campbell's Texas Football Super Team and a finalist for the Houston Touchdown Club Offensive Player of the Year.
- Earned first-team Class 5A All-state honors from the Texas Sports Writers Association after hauling in a team-high 42 catches for 487 yards and six touchdowns as a senior in 2004.
- Also played basketball, picking up All-Greater Houston accolades in 2004-05 and averaged 23 points and 8.2 rebounds-per-game as a senior.
- Lettered twice for the Texas A&M basketball team, appearing in 26 games as a reserve forward during the 2005-06 season, averaging 1.9 points, shooting 12-of-46 from the field and 25-of-41 from the free throw line. Also dished out 12 assists and had 40 rebounds.

- Played in four games during the 2006-07 basketball season before leaving the team in January.
- Was a communications major at Texas A&M.
- Older brother, Michael Jr., was his teammate and played along the defensive line at Taylor High School and Texas A&M (2005-07), and now plays for the Tampa Bay Buccaneers.

COMMUNITY:

- 2010 Grapevine Middle School celebration for winning "Fuel Up to Play 60" contest.
- 2010 The Stars of Texas...Racing Against the Odds for American Diabetes Association.
- Annual team holiday hospital visits.
- 2008 Dallas Cowboys Rookie Club.
- Annual Dallas Cowboys Kickoff Luncheon and Cowboys Family Cookbook benefiting Happy Hill Farm.
- Make-A-Wish Foundation of North Texas.
- Salvation Army Angel Tree Christmas Program.

TRULY BLESSED

MISSION: The Martellus Bennett Truly Blessed Foundation (TBF) is a non-profit community-oriented organization established in 2008 with goals to assist and serve needy families experiencing hardship and to contribute to the betterment of those communities in which it serves. TBF's mission is to invoke change through one act of kindness at a time and impact not only on a person's immediate situation but his or her overall outlook on obstacles as a result of misfortune or tragedy.


www.trulyblessedfoundation.org

BENNETT'S COWBOY TOTALS

Year Team	GP-GS	RECEIVING					TD	SINGLE-GAME BESTS	
		No	Yds	Avg	Long	Receptions - 7 vs. Chicago, 9/19/10		Receiving Yards - 67 at St. Louis, 10/19/08	
2008 Dallas	16-7	20	283	14.2	37	4			
2009 Dallas	14-6	15	159	10.6	21	0			
2010 Dallas	16-11	33	260	7.9	32	0			
Totals	46-24	68	702	10.3	37	4			

JOSH BRENT**92 • Nose Tackle**

6-2 • 318 • 1/30/88
 Illinois • S7 for '10
 NFL: 2nd Year • Cowboys: 2nd Year
 Games/Starts: 2010-16/0; Career-16/0
 Postseason: 2010-0/0; Career-0/0



PRO: For the first time since 1995, the Dallas Cowboys selected a player in the annual Supplemental Draft, taking Illinois' Josh Brent in the seventh round in 2010. With his selection in the Supplemental Draft, Dallas forfeited its 2011 seventh round draft choice. Brent was counted on to contribute immediately in 2010 as part of the defensive line rotation at nose tackle. His size and good use of hands allowed him to see valuable playing time in all 16 games as the backup nose tackle to Pro Bowler Jay Ratliff. Brent will continue to learn from Ratliff in 2011 as he hones his skills as an NFL nose tackle.

TRANSACTION SUMMARY:

7/15/10: Selected in the seventh round of the 2010 NFL Supplemental Draft by Dallas.

2010:

- Played in all 16 games as a rookie, spelling Ratliff at nose tackle and recorded 17 tackles.
- Made his NFL debut at Washington (9/12) as part of the defensive line rotation and had one tackle.
- Recorded two tackles at Houston (9/26).
- Posted a single-game career-best three tackles against the N.Y. Giants (10/25) and tied it with three tackles the next week against Jacksonville (10/31).
- In the season finale at Philadelphia (1/2/11) recorded two tackles.

COLLEGE:

- In three collegiate seasons at Illinois, compiled 71 tackles, 17.5 tackles for loss, 5.0 sacks, three forced fumbles and two fumble recoveries while playing in 33 games with 20 starts.
- Started all 12 games at defensive tackle as a junior, finishing with 29 tackles, seven tackles for loss, 3.0 sacks, three forced fumbles and a fumble recovery in his final collegiate season.
- His three forced fumbles ranked seventh in the Illinois record books for a season.
- As a sophomore, played in 10 games and started eight at defensive tackle where he totaled 34 tackles, 8.5 tackles for loss, 1.5 sacks, four quarterback hurries and a fumble recovery.
- Played in 10 games as a true freshman in 2007, tallying eight tackles, two tackles for loss, a half sack and a quarterback hurry.

PERSONAL:

- Earned numerous accolades at Central Catholic High School in Bloomington, Ill., including PrepStar All-American, *Chicago Tribune* first-team All-State, SuperPrep All-American, *Champaign News-Gazette* first-team All-State and ranked third in the "Best of the Midwest" by *Detroit Free Press*.
- Compiled 90 tackles, 19 tackles for loss and 8.0 sacks during his senior season.
- As a junior, recorded 109 tackles, 31 tackles for loss and 6.0 sacks.
- Earned all-area, all-region and all-state honors in 2005.
- Also a four-year letterwinner in basketball and track.
- Made the state finals in shot put as a freshman, was the state runner-up as a sophomore and state champ as a junior.
- Three-time all-state in track.

COMMUNITY:

- 2011 Dallas Cowboys Rookie Club.
- Annual team Holiday Hospital Visits.
- Annual team Kickoff Luncheon and Dallas Cowboys Family Cookbook benefiting Happy Hill Farm.

BRENT'S COWBOYS TOTALS

Year Team	GP-GS	DEFENSE					INTERCEPTIONS					FUMBLES REC							
		ST	AT	TT	Sks-Yds	Tkl/Ls	QB Prs	PBU	FF	No	Yds	Avg	Lg	TD	No	Yds	Avg	Lg	TD
2010 Dallas	16-0	14	3	17	0.0(0)	0(0)	0	0	0	0	0	0	0	0	0	0	0	0	0

KEITH BROOKING

51 • Linebacker

6-2 • 242 • 10/30/75
 Georgia Tech • FA for '09
 NFL: 14th Year • Cowboys: 3rd Year
 Games/Starts: 2010-16/16; Career-193/176
 Postseason: 2010-0/0; Career-10/7



PRO: Keith Brooking joined the Dallas Cowboys as a free agent on February 28, 2009 and played for a team outside of his home state of Georgia for the first time in his football career. In 2009 and 2010 he served as the starting middle linebacker next to Bradie James, and the duo led the team in tackles each season. Brooking totaled 200-plus tackle seasons in 2002 (212) and 2003 (207), becoming only the second Falcons player to tally 200-or-more tackles in a season twice, and his 212 tackles were the most in season since linebacker Buddy Curry tallied 229 in 1983. His five straight Pro-Bowl appearances from 2001-05 tied him with Claude Humphrey (1970-74) and Mike Kenn (1980-84) as the only players in Falcons history to have made five consecutive Pro Bowls. Brooking was originally a first round draft choice (12th overall) by the Atlanta Falcons in 1998 and was part of the Falcons run to Super Bowl XXXIII as a rookie.



PRO BOWLS



TRANSACTION SUMMARY:

- 2/28/09: Signed a three-year contract with Dallas.
- 2/20/03: Re-signed by Atlanta.
- 11/1/00: Placed on Reserve/Injured with a sprained foot.
- 4/18/98: Drafted in the first round (12th overall) by Atlanta.

2010:

- Finished second on the team with 151 tackles and added one sack, two tackles for loss, six pressures, one interception and nine pass breakups.
- In the season opener at Washington (9/12), led the team with nine tackles and added one pass breakup as the defense held the Redskins without an offensive touchdown for the third consecutive game.
- Led the team for the third consecutive week with nine tackles at Houston (9/26). Also added his first sack of the season, a pressure and one pass breakup.
- Against the N.Y. Giants (10/25) played in his 150th consecutive game, the second-longest streak among active linebackers and tied for the ninth-longest streak among active players. Finished second on the team with 16 tackles, one pass breakup and added his 13th career interception, his first as a Cowboy and first since 2005, with a career-long return of 41 yards.
- Led the team with 15 tackles, his second double-digit tackle game of the season, while adding one tackle for loss and one pressure against Jacksonville (10/31).
- At Green Bay (11/7) led the team for the second consecutive week with 15 tackles.
- Finished with four tackles and one pressure as the defense held the Cardinals (12/25) to just two-of-11 (18.2%) on third downs. It was the lowest third down conversion percentage the Cowboys have allowed since holding the Bears (9/9/10) to one-of-11 (9.1%).
- In the season finale at Philadelphia (1/2/11), led the team with 13 tackles, his sixth double-digit tackle game of the season.

2009:

- Finished second on the team with 156 tackles and posted 3.0 sacks – tying for fourth on the team.
- In his first game with Dallas at Tampa Bay (9/13), finished second on the team with 11 tackles.
- Made his 150th career start at Denver (10/4) and finished second on the team with 11 tackles, which pushed him over 1,500 tackles for his career.
- Led the team with a season-high 18 tackles at Kansas City (10/11), which tied for the second-most of his career (22 in 2002). Also registered one sack, one tackle for loss, three pressures and one pass breakup.
- Recorded a team-best 12 tackles against Seattle (11/1) while adding his second sack of the season.
- Had his streak of 135 consecutive games started dating back to 2001 come to an end at Philadelphia (11/8) as the club opened the game in its nickel package. Finished the game second on the team with 13 tackles.
- Added his third sack of the season against Washington (11/22) while finishing second on the team with 10 tackles and adding three pressures.
- Led the team with 13 tackles and added two pressures against Oakland (11/26). Marked his fifth consecutive double-digit tackle game and eighth of the season.
- Finished second on the team with 10 tackles playing in his 175th career game at previously undefeated New Orleans (12/19).
- Helped the team clinch a playoff berth at Washington (12/27) with 11 tackles and a season-best three pass breakups as the defense forced a shutout for the first time since a 27-0 win at Washington (12/14/03).
- Recorded two tackles as the defense forced back-to-back shutouts for the first time in team history and claim its 17th NFC East Division title by defeating Philadelphia (1/3/10) 24-0.
- Led the team with a postseason career-best 16 tackles along with one pressure and two pass breakups in the Divisional Playoff loss at Minnesota (1/17/10).

2008 (Atlanta):

- Started all 16 contests and led the Falcons in tackles (133) for the eighth consecutive season while breaking up three passes.
- Had a team-high 12 tackles at Green Bay (10/5) in his 150th career game.
- Posted a team-high 10 tackles and one pass defended at New Orleans (12/7).
- Tied a season-high with 12 tackles while making his 14th start of the season against Tampa Bay (12/14). Also registered two passes defended.
- Started his 128th consecutive game at linebacker and posted 11 tackles against St. Louis (12/28).
- Started at middle linebacker for Atlanta's wild card match-up at Arizona (1/3/09) and finished with seven tackles (six solo) and deflected one pass.

2007 (Atlanta):

- Finished with 127 tackles (82 solo), 2.0 sacks, one fumble recovery and four passes defended in 16 starts.
- Posted a team-high 11 tackles and one pass defended at Jacksonville (9/16).
- Led the team with 10 tackles, including nine solo tackles, at New Orleans (10/21).
- Logged six tackles and one sack against San Francisco (11/4).
- Notched a team-high 10 tackles with one sack against Indianapolis (11/22).
- Had a season-high 15 tackles at Tampa Bay (12/16) as the defense allowed a season-low 109 passing yards.

2006 (Atlanta):

- Started all 16 games for the sixth consecutive season and led the team with 165 tackles for the sixth year in a row. He added 2.5 sacks, one fumble recovery and one pass defended.
- Led the team in tackles with 12 against Tampa Bay (9/17) in addition to assisting a defense that did not allow a touchdown for the second consecutive game.
- Collected a team-high 13 tackles along with a sack at Detroit (11/5).
- Tallied his fourth straight double-digit tackle game with 15 at Baltimore (11/19).
- Posted nine tackles and one sack against New Orleans (11/26).
- Led the team in tackles with a season-high 18 at Tampa Bay (12/10). The 18 tackles tied his second-highest single-game tackle total - at New Orleans 11/16/03.

2005 (Atlanta):

- Made his team-record tying fifth consecutive Pro Bowl appearance while finishing the season with a team-high 150 tackles in addition to establishing career-highs in interceptions (four) and passes defended (10). Also recorded one fumble recovery and tied a career-high with 3.5 sacks.
- Recorded 12 tackles and his first sack of the season at Seattle (9/18).
- Posted eight tackles, one sack and one interception against Minnesota (10/2) in his 100th career game and became the first Falcons player to record a sack and interception in the same game since 2000 (St. Louis).
- Started his first game of the season at MLB in place of an injured Ed Hartwell (Achilles) at New Orleans (10/16) and led the linebacker corps with eight tackles while also posting his second interception of the season.
- Established a career-high with his fourth interception of the season and tallied a team-high 12 tackles at Tampa Bay (12/24).
- Had a sack, one pass defended and a team-high 10 tackles against Carolina (1/1/06) in the season finale.

2004 (Atlanta):

- Earned Pro Bowl honors for the fourth straight year after totaling a team-high 144 tackles. Also added 2.5 sacks, two forced fumbles, one fumble recovery and three interceptions as he led the team in tackles 10 times.
- Recorded a team-high 10 tackles along with one forced fumble at Carolina (10/3) in a defensive effort that limited the Panthers to 10 points.
- Registered 10 tackles and one interception against San Diego (10/17) as he helped limit LaDainian Tomlinson to 64 yards on 23 carries (2.8 avg.).
- Recorded nine tackles and his first sack since the 2001 season against Tampa Bay (11/14).
- Had two forced fumbles, one sack and a season-high 12 tackles against Carolina (12/18).

2003 (Atlanta):

- Named to his third consecutive Pro Bowl after registering a team-high 207 total tackles and a career-high 130 solo stops in 16 starts. Also posted two fumble recoveries.
- Posted a season-high 18 tackles at New Orleans (11/16), his second-highest total since he recorded 22 stops at Green Bay (9/8/02).
- Had 17 tackles each against the N.Y. Giants (11/9), at Tampa Bay (12/20) and against Jacksonville (12/28).

2002 (Atlanta):

- Earned his second straight Pro Bowl nod after leading the team with a career-high 212 tackles. Also added two interceptions, two fumble recoveries, one forced fumble and one blocked field goal.
- Became the fifth Falcons player to total 200 tackles in a season, joining linebackers Tommy Nobis (296 in 1966), Fulton Kuykendall (284 in 1978), Buddy Curry (229 in 1983) and Jessie Tuggle (201 in 1990, 207 in 1991).
- Established a career-high with 22 tackles at Green Bay (9/8). The 22 tackles were the most by a Falcons player since Tuggle had 22 against New Orleans on September 29, 1991.
- Named NFC Defensive Player of the Week for his efforts against New Orleans (11/17) when he collected 15 stops and one fumble recovery.
- Blocked his first-career field goal at Minnesota (12/1).

2001 (Atlanta):

- Started all 16 games for the first time in his career and did not miss a play on defense in 957 total snaps as he made the transition to middle linebacker. Led the team with 167 tackles in addition to registering two interceptions, two forced fumbles, two fumble recoveries, nine passes defended and 3.5 sacks.
- Became the first Pro Bowl player from the Falcons roster since 1998 when six players were voted to Hawaii.
- Registered 15 tackles and one sack in his middle linebacker debut at San Francisco (9/9).
- Named Defensive Player of the Week for the first time in his career at New Orleans (10/21) after recording 12 tackles, one sack and two passes defended.
- Had a key interception against Dallas (11/11) to seal a 20-13 win with 0:16 remaining.

2000 (Atlanta):

- Totaled 39 tackles, one sack and one forced fumble in five starts before suffering a sprained foot at Philadelphia (10/1). Placed on Reserve/Injured on Nov. 1.

1999 (Atlanta):

- Started the 13 games he played, finishing fourth on the team with 95 tackles in addition to posting 2.0 sacks and two passes defended.
- Made first career start against Minnesota (9/12) and tallied eight tackles.
- Recorded first career sack against Baltimore (10/3).

1998 (Atlanta):

- Played in 15 games and posted 32 tackles, one interception, two forced fumbles, and five passes defended as he served as the team's nickel linebacker in passing situations throughout the season.
- Tallied eight tackles in the NFC Championship Game at Minnesota (1/17/99).

COLLEGE:

- Started 34 straight games to end his college career as he led the team in tackles during his final three seasons at Georgia Tech to become the leading tackler in school history with 467 career stops.
- Had two of the top tackle seasons in Georgia Tech history as a sophomore (146) and junior (147).
- Collected 131 tackles, two sacks, two interceptions, three passes defended, one fumble recovery and one blocked field goal to lead Tech to a Bowl game as a senior. Voted a permanent team captain by his teammates and a finalist for the Dick Butkus Award.
- Top tackler in the ACC in 1995 after averaging 13.3 stops-per-game and ranked second in the conference in 1996 with 13.4 tackles-per-game.

PERSONAL:

- Served as the team captain and co-team MVP at East Coweta High School in Senoia, Ga., totaling 250 tackles and 53 receptions for 622 yards with seven touchdowns in his career.
- Named to the prestigious Georgia Tech Athletic Hall of Fame in 2007.
- He and his wife, Holly, have a daughter, Ella, and a son, Logan.

COMMUNITY:

- Founded The Keith Brooking Children's Foundation in 2003 to serve foster children and the agencies who assist and support them throughout metro Atlanta.
- Helped the Atlanta Community Food Bank raise funds and collect food through the Player Performance Pledge. Served as the official team spokesperson for the ACFB, coordinating the Bird for a Bird turkey drive and preparing holiday meals with other Atlanta celebrities during the Great Thanksgiving Dish.
- Named Falcons 2002 Man of the Year for his extensive community involvement.
- Supporter of East Coweta High School as he holds a yearly golf tournament in the off-season with proceeds going to the school's athletic department. A plaque honoring the annual "Keith Brooking Most Dedicated Athlete Award" hangs in the school's front lobby.
- 2009 Poker for Pets for SPCA of Texas.
- Annual team Holiday Hospital Visits.
- Salvation Army Angel Tree Christmas Program.
- Annual Dallas Cowboys Kickoff Luncheon and Cowboys Family Cookbook benefitting Happy Hill Farm.
- Make-A-Wish Foundation of North Texas.



MISSION: Transforming the lives of foster children by creating defining opportunities that inspire success. We see a world where inspiration leads to hope, hope leads to possibilities and possibilities are achievable. Our people and our activities value character, effort, preparation, respect, innovation, accountability, inspiration and integrity. We value individuals.

www.kbcf.org

BROOKING'S NFL TOTALS

Year Team	GP-GS	DEFENSE						INTERCEPTIONS				FUMBLES REC							
		ST	AT	TT	Sks-Yds	Tkl/Ls	QB Prs	PBU	FF	No	Yds	Avg	Lg	TD	No	Yds	Avg	Lg	TD
1998 Atlanta	15-0	21	11	32	0.0(0)	-	-	5	2	0	1	12	12.0	12	0	0	0.0	0	0
1999 Atlanta	13-13	65	30	95	2.0(-15)	-	-	2	0	0	0	0.0	0	0	0	0.0	0	0	
2000 Atlanta	5-5	27	12	39	1.0(-8)	-	-	2	1	0	0	0.0	0	0	0	0.0	0	0	
2001 Atlanta	16-16	110	57	167	3.5(-31)	-	-	9	2	2	17	8.5	9	0	2	-6	-3.0	0	
2002 Atlanta	16-16	100	112	212	0.0(0)	-	-	2	1	2	24	12.0	22	0	2	0	0.0	0	
2003 Atlanta	16-16	130	77	207	0.0(0)	-	-	3	0	0	0	0.0	0	0	2	0	0.0	0	
2004 Atlanta	16-16	71	73	144	2.5(-13)	-	-	6	2	3	41	13.7	27	0	1	4	4.0	4	
2005 Atlanta	16-16	90	60	150	3.5(-26)	-	-	10	0	4	50	12.5	22	0	1	0	0.0	0	
2006 Atlanta	16-16	109	56	165	2.5(-11)	-	-	1	0	0	0	0.0	0	0	1	0	0.0	0	
2007 Atlanta	16-16	82	45	127	2.0(-13)	-	-	4	0	0	0	0.0	0	0	1	2	2.0	2	
2008 Atlanta	16-16	80	53	133	0.0(0)	-	-	3	0	0	0	0.0	0	0	0	0	0.0	2	
2009 Dallas	16-14	83	73	156	3.0(-24)	3(-10)	10	7	0	0	0	0.0	0	0	0	0	0.0	0	
2010 Dallas	16-16	76	75	151	1.0(-9)	2(-3)	6	9	0	1	41	41.0	41	0	0	0	0.0	0	
Totals	193-176	1,044	734	-1,778	21.0(-150)	5(-13)	16	63	8	13	185	14.2	41	0	10	0	0.0	4	0
Playoffs																			
1998 Atlanta	3-0	12	1	13	0.0(0)	-	-	0	0	0	0	0.0	0	0	0	0.0	0	0	0
2002 Atlanta	2-2	12	4	16	1.0(-11)	-	-	0	0	0	0	0.0	0	0	0	0.0	0	0	0
2004 Atlanta	2-2	5	8	13	1.0(-20)	-	-	1	0	0	0	0.0	0	0	0	0.0	0	0	0
2008 Atlanta	1-1	6	1	7	0.0(0)	-	-	1	0	0	0	0.0	0	0	0	0.0	0	0	0
2009 Dallas	2-2	14	9	23	0.0(0)	0(0)	1	2	0	0	0	0.0	0	0	0	0.0	0	0	0
Totals	10-7	49	23	-72	2.0(-31)	-	1	4	0	0	0	0.0	0	0	0	0	0.0	0	0

ADDITIONAL STATISTICS

Spec. Tms. Tackles - 1998 (7).

Playoffs - 1998 (2)

Blocked FG - 2002 (1).

SINGLE-GAME BESTS

Tackles - 22 at Green Bay, 9/8/02

Playoffs - 16 at Minnesota, 1/17/10

Solo Tackles - 13 vs. Jacksonville, 12/28/03 and at New Orleans, 11/16/03

Playoffs - 10 at Minnesota, 1/17/10

BROOKING'S GAME-BY-GAME DEFENSE

1998 (Atlanta)

Game	ST	AT	TT	Sks-Yds	Tkl/Ls	QB Prs	PBU
W-@ Car 9/6	1	0	1				
W-Phi 9/13	2	0	2				
L-@ SF 9/27	1	0	1				
W-Car 10/4				INACTIVE			
W-@ NYG 10/11	1	0	1				
W-NO 10/18	1	1	2				1
L-@ NYJ 10/25	1	0	1				
W-SIL 11/1	4	3	7				2
W-@ NE 11/8	1	0	1				1
W-SF 11/15	0	2	2				
W-Chi 11/22	1	0	1				1
W-@ SIL 11/29	4	1	5				
W-Ind 12/6	0	0	0				
W-@ NO 12/13	0	2	2				
W-@ Det 12/20	2	1	3				
W-Mia 12/27	2	1	3				
Totals	21	11	32				5

Playoffs

W-SF 1/9/99	4	0	4				
W-@ Min 1/17/99	7	1	8				
L-Den 1/31/99	1	0	1				
Totals	12	1	13				

1999 (Atlanta)

Game	ST	AT	TT	Sks-Yds	Tkl/Ls	QB Prs	PBU
L-Min 9/12	5	3	8				
L-@ Dal 9/20	6	1	7				
L-@ STL 9/26	10	4	14				
L-Bal 10/3	4	2	6	2.0(-15)			
W-@ NO 10/10	2	2	4				1
L-SIL 10/17				INACTIVE			
L-@ Pit 10/25				INACTIVE			
W-Car 10/31				INACTIVE			
L-Jac 11/7	2	0	2				

1999 (Atlanta), cont.

Game	ST	AT	TT	Sks-Yds	Tkl/Ls	QB Prs	PBU
L-@ TB 11/21	1	3	4				
L-@ Car 11/28	8	2	10				
W-NO 12/5	4	2	6				
L-@ SF 12/12	8	7	15				
L-@ Ten 12/19	4	1	5				1
W-Ari 12/26	4	1	5				
W-SF 1/3/00	7	2	9				
Totals	65	30	95	2.0(-15)			2

2000 (Atlanta)

Game	ST	AT	TT	Sks-Yds	Tkl/Ls	QB Prs	PBU
W-SF 9/3	5	4	9				
L-@ Den 9/10	5	2	7	1.0(-8)			
W-@ Car 9/17	8	4	12				1
L-SIL 9/24	5	2	7				1
L-@ Phi 10/1	4	0	4				
L-NYG 10/8				RESERVE/INJURED			Foot
L-@ STL 10/15				RESERVE/INJURED			Foot
L-NO 10/22				RESERVE/INJURED			Foot
W-Car 10/29				RESERVE/INJURED			Foot
L-TB 11/5				RESERVE/INJURED			Foot
L-@ Det 11/12				RESERVE/INJURED			Foot
L-@ SF 11/19				RESERVE/INJURED			Foot
L-@ Oak 11/26				RESERVE/INJURED			Foot
L-Sea 12/3				RESERVE/INJURED			Foot
L-@ NO 12/17				RESERVE/INJURED			Foot
W-KC 12/24				RESERVE/INJURED			Foot
Totals	27	12	39	1.0(-8)			2

2001 (Atlanta)

Game	ST	AT	TT	Sks-Yds	Tkl/Ls	QB Prs	PBU
L-@ SF 9/3	9	6	15	1.0(-6)			
W-CAR 9/23	10	4	14				

2001 (Atlanta), cont.

Game	ST	AT	TT	Sks-Yds	Tkl/Ls	QB Prs	PBU
W-@ Ari 9/30	6	5	11				1
L-Chi 10/7	6	3	9				
L-SF 10/14	6	6	12				1
W-@ NO 10/21	6	6	12	1.0(-12)			2
L-NE 11/4	11	3	14				
W-Dal 11/11	8	3	11				1
W-@ GB 11/18	5	1	6				
W-@ Car 11/25	7	3	10	1.0(-9)			
L-SIL 12/2	6	0	6				
L-NO 12/9	5	3	8	0.5(-4)			
L-@ Ind 12/16	5	5	10				
W-Buf 12/23	7	3	10				3
L-@ Mia 12/30	6	4	10				1
L-@ STL 1/6/02	7	2	9				
Totals	110	57	-167	3.5(-31)			9

2002 (Atlanta)

Game	ST	AT	TT	Sks-Yds	Tkl/Ls	QB Prs	PBU
L-@ GB 9/8	11	11	22				
L-Chi 9/15	6	8	14				
W-Cin 9/22	8	6	14				
L-TB 10/6	5	5	10				
W-@ NYG 10/13	8	8	16				
W-Car 10/20	4	7	11				
W-@ NO 10/27	4	6	10				
W-Bal 11/3	4	8	12				
T-@ Pit 11/10	7	9	16				
W-NO 11/17	7	8	15				
W-@ Car 11/24	5	5	10				1
W-@ Min 12/1	5	6	11				
L-@ TB 12/8	5	6	11				
L-Sea 12/15	9	7	16				
W-Det 12/22	4	7	11				
L-@ Cle 12/29	8	5	13				1
Totals	100	112	-212				2

Playoffs

W-@ GB 1/4/03	6	3	9				
L-@ Phi 1/11/03	6	1	7	1.0(-11)			1
Totals	12	4	-16	1.0(-11)			1

2003 (Atlanta)

Game	ST	AT	TT	Sks-Yds	Tkl/Ls	QB Prs	PBU
W-@ Dal 9/8	4	5	9				
L-Was 9/14	9	7	16				
L-TB 9/21	8	6	14				
L-@ Car 9/28	3	5	8				
L-Min 10/5	9	7	16				
L-@ STL 10/13	10	5	15				
L-NO 10/19	1	0	1				
L-Phi 11/2	5	6	11				
W-@ NYG 11/9	6	4	10				
L-@ NO 11/16	13	5	18				
L-Ten 11/23	11	5	16				
L-@ Hou 11/30	7	4	11				
W-Car 12/7	9	5	14				2
L-@ Ind 12/15	10	4	14				
W-@ TB 12/20	12	5	17				1
W-Jac 12/28	13	4	17				
Totals	130	77	-207				3

2004 (Atlanta)

Game	ST	AT	TT	Sks-Yds	Tkl/Ls	QB Prs	PBU
W-@ SF 9/12	3	2	5				
W-STL 9/19	2	4	6				
W-Ari 9/26	7	2	9				
W-@ Car 10/3	3	7	10				
L-Det 10/10	3	2	5				
W-SD 10/17	4	6	10				1
L-@ KC 10/24	5	6	11				
W-@ Den 10/31	6	5	11				1
W-TB 11/14	5	4	9	1.0(-4)			

2004 (Atlanta), cont.

Game	ST	AT	TT	Sks-Yds	Tkl/Ls	QB Prs	PBU
W-@ NYG 11/21	3	7	10				2
L-NO 11/28	4	7	11				1
L-@ TB 12/5	5	5	10	0.5(-5)			
W-Oak 12/12	8	2	10				
W-Car 12/18	3	9	12	1.0(-4)			
L-@ NO 12/26	5	2	7				1
L-@ Sea 12/20/5	5	3	8				
Totals	71	73	-144	2.5(13)			6

Playoffs

L-SIL 1/15/05	5	8	13	1.0(-20)			
---------------	---	---	----	----------	--	--	--

2005 (Atlanta)

Game	ST	AT	TT	Sks-Yds	Tkl/Ls	QB Prs	PBU
W-Phi 9/12	2	2	4				
L-@ Sea 9/18	5	7	12	1.0(-9)			
W-@ Buf 9/25	9	3	12				1
W-Min 10/2	5	3	8	1.0(-5)			1
L-NE 10/9	7	5	12				
W-@ NO 10/16	6	2	8				1
W-NYJ 10/24	4	4	8				
W-@ Mia 11/6	1	6	7				1
L-GB 11/13	4	7	11				
L-TB 11/20	8	0	8				1
W-@ Det 11/24	5	3	8				
L-@ Car 12/4	7	5	12	0.5(-6)			2
W-NO 12/12	4	6	10				1
L-CHI 12/18	5	2	7				1
L-@ TB 12/24	8	5	13				1
L-@ Car 1/1/06	10	0	10	1.0(-6)			
Totals	90	60	-150	3.5(-26)			10

2006 (Atlanta)

Game	ST	AT	TT	Sks-Yds	Tkl/Ls	QB Prs	PBU
W-@ Car 9/10	6	2	8				
W-TB 9/17	9	3	12				
L-@ NO 9/25	4	5	9				
W-Ari 10/1	2	6	8	0.5(-2)			
L-NYG 10/15	6	2	8				1
W-Pit 10/22	3	2	5				
W-@ Cin 10/29	10	0	10				
L-@ Det 11/5	10	3	13	1.0(0)			
L-Cle 11/12	6	4	10				
L-@ Bal 11/19	6	9	15				
L-NO 11/26	5	4	9	1.0(-9)			
W-@ Was 12/3	10	1	11				
W-@ TB 12/10	12	6	18				
L-Dal 12/16	10	3	13				
L-Car 12/24	6	3	9				
L-@ Phi 12/31	4	3	7				
Totals	109	56	-165	2.5(-11)			1

2007 (Atlanta)

Game	ST	AT	TT	Sks-Yds	Tkl/Ls	QB Prs	PBU
L-@ Min 9/9	3	6	9				
L-@ Jac 9/16	6	5	11				1
L-Car 9/23	3	2	5				
W-Hou 9/30	5	3	8				1
L-@ Ten 10/7	3	3	6				
L-NYG 10/15	6	2	8				
L-@ NO 10/21	9	1	10				
W-SF 11/4	4	2	6	1.0(-8)			
W-@ Car 11/11	5	0	5				1
L-TB 11/18	5	3	8				
L-IND 11/22	5	5	10	1.0(-5)			
L-@ STL 12/2	3	3	6				
L-NO 12/10	6	1	7				1
L-@ TB 12/16	10	5	15				
L-@ Ari 12/23	6	1	7				
W-Sea 12/30	3	3	6				
Totals	82	45	-127	2.0(-13)			4

BROOKING'S GAME-BY-GAME, (cont.)

2008 (Atlanta)				Sks- Yds	Tkl/ Ls	QB Prs	PBU
Game	ST	AT	TT				
W-Det 9/7	2	6	8				
L-@ TB 9/14	3	4	7				
W-KC 9/21	8	2	10				
L-@ Car 9/28	2	5	7				
W-@ GB 10/5	9	3	12				
W-Chi 10/12	6	4	10				
L-@ Phi 10/26	6	2	8				
W-@ Oak 11/2	1	0	1				
W-NO 11/9	7	3	10			1	
L-Den 11/16	2	3	5			2	
W-Car 11/23	6	2	8				
W-@ SD 11/30	5	2	7				
L-@ NO 12/7	6	4	10				
W-TB 12/14	6	6	12				
W-@ Min 12/21	5	2	7				
W-STL 12/28	6	5	11				
Totals	80	53	133			3	

2009 (Dallas)							
Game	ST	AT	TT	Sks- Yds	Tkl/ Ls	QB Prs	PBU
W-@ TB 9/13	6	5	11				
L-NYG 9/20	3	4	7			1	
W-Car 9/28	5	3	8		1(-4)	1	
L-@ Den 10/4	8	3	11				
W-@ KC 10/11	8	10	18	1.0(-7)	1(-2)	3	1
W-Atl 10/25	2	6	8				
W-Sea 11/1	8	4	12	1.0(-7)			
W-@ Phi 11/8	5	8	13				
L-@ GB 11/15	5	5	10		1(-4)	1	
W-Was 11/22	6	4	10	1.0(-10)		3	

2009 (Dallas), cont.							
Game	ST	AT	TT	Sks- Yds	Tkl/ Ls	QB Prs	PBU
W-Oak 11/26	7	6	13			2	
L-@ NYG 12/6	2	2	4			1	
L-SD 12/13	6	2	8			1	
W-@ NO 12/19	7	3	10				
W-@ Was 12/27	5	6	11				3
W-Phi 1/3/10	0	2	2				
Totals	83	73	156	3.0(-24)	3(-10)	10	7

2010 (Dallas)							
Game	ST	AT	TT	Sks- Yds	Tkl/ Ls	QB Prs	PBU
W-Phi 1/9/10	4	3	7			1	2
L-@ Min 1/17/10	10	6	16				
Totals	14	9	23			1	2

2010 (Dallas)							
Game	ST	AT	TT	Sks- Yds	Tkl/ Ls	QB Prs	PBU
L-@ Was 9/12	5	4	9				1
L-Chi 9/19	5	4	9			1(-1)	
W-@ Hou 9/26	6	3	9	1.0(-9)		1	1
L-Ten 10/10	1	4	5			1	2
L-@ Min 10/17	3	4	7			1	
L-NYG 10/25	8	8	16				1
L-Jac 10/31	6	9	15			1(-2)	1
L-@ GB 11/7	8	7	15				
W-@ NYG 11/14	8	3	11				
W-Det 11/21	7	6	13				1
L-NO 11/25	5	4	9				2
W-@ Ind 12/5	4	2	6				1
L-Phi 12/12	1	5	6			1	
W-Was 12/19	1	3	4				
L-@ Ari 12/25	2	2	4			1	
W-@ Phi 1/2/11	6	7	13				
Totals	76	75	151	1.0(-9)	2(-3)	6	9

DEZ BRYANT

88 • Wide Receiver


6-2 • 225 • 11/4/88

Oklahoma State • D1 for '10 (24th overall)

NFL: 2nd Year • Cowboys: 2nd Year

Games/Starts: 2010-12/2; Career-12/2

Postseason: 2010-0/0; Career-0/0



PRO: The Dallas Cowboys saw fortune fall their way in the bottom half of the first round of the 2010 NFL Draft when Dez Bryant was still on the board. Regarded by many as one of the top wide receivers and all-around collegiate athletes in the draft class, Bryant found a home with the Cowboys when Dallas traded its 27th overall pick along with a third round choice to New England for the 24th overall pick and a fourth round selection to move up to take the wide receiver. Despite playing just three games as a junior, missing the remainder of the season due to an NCAA mandated suspension, Cowboys personnel staff and coaches saw enough on Bryant's resumé to make the move in order to add a receiver with the ability to change the game. Bryant did not disappoint in his injury-shortened rookie season as he finished second all-time among club rookies with 45 catches, third with six receiving touchdowns, tied for fifth with eight overall touchdowns and fifth with 564 yards. As was the case at Oklahoma State, Bryant also proved to be a threat on special teams as he returned two punts for touchdowns, including a 93-yarder, averaged 14.3 yards-per-punt return and 22.4 yards-per-kickoff return. The native Texan (attended Lufkin High School, 175 miles southeast of Dallas) looks to carry on the strong tradition of Cowboys receivers wearing the number 88 as both Drew Pearson and Michael Irvin had storied careers in the number.

TRANSACTION SUMMARY:

12/8/10: Placed on Reserve/Injured (fractured right ankle).

4/22/10: Drafted in the first round (24th overall) by Dallas.

2010:

- Despite playing in 12 games due to a fractured ankle, finished third on the team in receiving yards (561) and touchdown catches (six) and fourth in receptions (45).

- His 45 catches were the second-most among rookies in club history while his touchdown catches were third and his receiving yards were fifth.
- Among league rookies in 2010, his touchdown receptions were third while his receiving yards were fourth.
- Also shined on return teams, returning two punts for touchdowns and finishing his shortened season with a 14.3 average on 15 punt returns.
- Is the fifth club rookie with a punt return for a touchdown on his résumé, just the second with two and the fifth overall to take back more than one in a season.
- Also saw time as a kickoff returner, boasting a 24.4-yard average on 12 kickoff returns.
- Made his NFL debut in the season opener at Washington (9/12) and finished second on the team with eight catches for 56 yards to tie a club rookie single-game receptions record (Bob Hayes, vs. Philadelphia, 10/10/65, and Jason Witten, vs. Miami, 11/27/03). Also had one punt return for 11 yards.
- In the home opener against Chicago (9/19), scored his first career professional touchdown on a 62-yard punt return – the first Dallas rookie with a punt return for a touchdown since Reggie Swinton took one 65 yards for a score against Denver (11/22/01). Also had two catches for 52 yards.
- Finished the win at Houston (9/26) with four catches for 50 yards and a punt return for 12 yards.
- Made his first career start in a three-receiver set against Tennessee (10/10) and finished with three catches for 22 yards and three punt returns for one yard.
- Had one catch for a 31-yard touchdown – his first career receiving touchdown – at Minnesota (10/17).
- Against the N.Y. Giants (10/25) had a 93-yard punt return for a touchdown which was the second-longest punt return in Cowboys history and the second-longest by a rookie – Dennis Morgan, 98 yards, at St. Louis (10/13/74). It also was his second punt return for a touchdown on the season to make him the seventh Cowboy and the first league rookie to accomplish the feat since Devin Hester had three in 2006.
- Also against the Giants, hauled in two touchdown passes to mark his first career multiple-receiving touchdown game. With three overall touchdowns on the day, became the first Cowboys rookie with three touchdowns in a game since Emmitt Smith had four against Phoenix (12/16/90).
- On the day, had four catches for 54 yards, two touchdowns, one punt return for a 93-yard touchdown and two kickoff returns – the first of his career – for 25 yards.
- Had seven catches for 84 yards and a 12-yard punt return against Jacksonville (10/31).
- Led the team with a team rookie record nine catches for 86 yards with a touchdown and two punt returns for four yards at Green Bay (11/7).
- Led the team with his first 100-yard effort at the N.Y. Giants (11/14) with 104 yards and a touchdown along with four kickoff returns for 86 yards. His 104 yards marked the first 100-yard outing by a Dallas rookie since Antonio Bryant rattled off 170 yards at Washington (12/29/02).
- Against Detroit (11/21) caught three passes for eight yards and a touchdown with a kickoff return for 15 yards. Upped his season receptions total to 44 to tie Antonio Bryant (2002) for the second by a Cowboys rookie. His sixth receiving touchdown also tied Bryant for the second-most by a team rookie.
- Was held without a catch for the first time of his career on Thanksgiving Day against New Orleans (11/25). Had two kickoff returns for 60 yards, including a 31-yarder, and one punt return for 13 yards.
- In the overtime win at Indianapolis (12/5), had one catch for 14 yards and three kickoff returns for 107 yards with a career-long 43-yard punt return before leaving the game early in the fourth quarter with a fractured right ankle. Was placed on Reserve/Injured Dec. 8 after undergoing surgery on his right ankle on Dec. 6.

COLLEGE

- As a junior, was a preseason consensus All-America, All-Big 12 Conference first-team selection, member of the Walter Camp Player of the Year Award, Maxwell Award and Biletnikoff Award Watch Lists in his final collegiate season in 2009.
- Served an NCAA mandated suspension that limited him to the three games, but still managed to finish third on the team with 17 catches for 323 yards (19.0 avg.) and four touchdowns.
- Added 111 yards, including an 82-yard touchdown, on three punt returns and returned two kickoffs for 43 yards, finishing his shortened season with 477 all-purpose yards (159.0 yards-per-game).
- Earned All-America first-team honors from numerous outlets, joining running back Kendall Hunter as the first OSU sophomore position players to receive national recognition since Thurman Thomas in 1985.
- Was also a first-team All-Big 12 choice and finalist for the Biletnikoff Award, given to the nation's top receiver, after starting all 13 games and leading the conference in receiving yards-per-game (113.9), scoring (9.7 – tied for second in the nation), touchdown receptions (19), punt return average (18.0).
- Finished with a 17.0 yard-per-catch average (1,480 on 87 catches) which was the second-most yard-per-catch average and single-season reception total in school history, while his 1,480 yards were the fifth-most in a season in conference history and his 19 touchdowns established a school record, previously held by Rashaun Woods (17 in 2002).
- For the season, totaled 128 points to rank second in school history behind Barry Sanders' NCAA record of 234 points set in 1988.
- Had a Holiday Bowl record with 13 catches for 167 yards before missing most of the second half with a left knee ligament tear that required surgery.
- Finished 13th in the nation, returning 17 punts for 305 yards with two returned for touchdowns.
- His 1,885 all-purpose yards was fourth in the conference and 23rd nationally.
- Named a Freshman All-America second-team, starting all 12 games in his first collegiate season for OSU.
- Finished with 43 receptions for 622 yards (14.5) and six touchdowns, while gaining 16 rushing yards on two end arounds and 15 yards on two punt returns.

PERSONAL:

- Finished his prep career at Lufkin High School as a *Parade* All-American, catching 53 passes for 1,207 yards and 21 touchdowns as a senior.
- Was rated as the 29th-best overall high school football player by ESPN.com, helping guide Lufkin to the state championship.
- Earned an invitation to play in the Offense-Defense All-American Game.

COMMUNITY:

- 2011 Dallas Cowboys Rookie Club.
- Annual team Holiday Hospital Visits.
- Annual team Kickoff Luncheon and Dallas Cowboys Family Cookbook benefiting Happy Hill Farm.
- Make-A-Wish Foundation of North Texas.

BRYANT'S COWBOYS TOTALS

Year Team	GP-GS	RECEIVING					RUSHING				
		No	Yds	Avg	Long	TD	No	Yds	Avg	Long	TD
2010 Dallas	12-2	45	561	12.5	46	6	1	0	0.0	0	0

Year Team	No	Yds	PUNT RETURNS				KICKOFF RETURNS				
			Avg	FC	Long	TD	No	Yds	Avg	Long	TD
2010 Dallas	15	215	14.3	0	93t	2	12	293	24.4	43	0

SINGLE-GAME BESTS

Receptions – 9 at Green Bay, 11/7/10
Receiving Yards – 104 at N.Y. Giants, 11/14/10
Long Reception – 46 at N.Y. Giants, 11/14/10
Punt Returns – 3 vs. Chicago, 9/19/10 and vs. Tennessee, 10/10/10
Punt Return Yards – 93 vs. N.Y. Giants, 10/25/10
Long Punt Return – 93t vs. N.Y. Giants, 10/25/10
Kickoff Returns – 4 at N.Y. Giants, 11/14/10
Kickoff Return Yards – 107 at Indianapolis, 12/5/10
Long Kickoff Return – 43 at Indianapolis, 12/5/10

BRYANT'S CAREER GAME-BY-GAME

Game	RECEIVING					PUNT RETURNS				
	No	Yds	Avg	Long	TD	No	Yds	Avg	Long	TD
2010 (Dallas)										
L-@ Was 9/12	8	56	7.0	15	0	1	11	11.0	11	0
L-Chi 9/19	2	52	26.0	28	0	3	66	22.0	62t	1
W-@ Hou 9/26	4	50	12.5	30	0	1	12	12.0	12	0
L-Ten 10/10	3	22	7.3	9	0	3	1	0.3	2	0
L-@ Min 10/17	1	31	31.0	31t	1	2	3	1.5	3	0
L-NYG 10/25	4	54	13.5	19	2	1	93	93.0	93t	1
L-Jac 10/31	7	84	12.0	29	0	1	12	12.0	12	0
L-@ GB 11/7	9	86	9.6	41	1	2	4	2.0	4	0
W-@ NYG 11/14	3	104	34.7	46	1					
W-Det 11/21	3	8	2.7	12	1					
L-NO 11/25						1	13	13.0	13	0
W-@ Ind 12/5	1	14	14.0	14	0					
L-Phi 12/12										
RESERVE/INJURED-Ankle										
W-Was 12/19										
RESERVE/INJURED-Ankle										
L-@ Ari 12/25										
RESERVE/INJURED-Ankle										
W-@ Phi 1/2/11										
RESERVE/INJURED-Ankle										
Totals	45	561	12.5	46	6	15	215	14.3	93t	2

DAVID BUEHLER (BEE-ler)

18 • Kicker


6-2 • 233 • 2/5/87

Southern Cal • D5c for '09 (172nd overall)

NFL: 3rd Year • Cowboys: 3rd Year

Games/Starts: 2010-16/0; Career-32/0

Postseason: 2010-0/0; Career-2/0



PRO: Used solely as a kickoff specialist and special teams player as a rookie in 2009, David Buehler took over the placekicking duties in 2010, but will be challenged in 2011 by veteran kicker Kris Brown. The Cowboys added Buehler, the renowned kicking specialist at USC, with their third selection in the fifth round (172nd overall) of the 2009 NFL Draft. Though the team already had two Pro Bowl kickers in punter Mat McBriar and kicker Nick Folk at the time, Buehler's attraction to the Cowboys special teams surfaced in his powerful kickoffs and rare athletic ability possessed by a kicker known to make the downfield tackles rarely seen at his position. Drafting Buehler marked the second time in a three-year span that the Cowboys used a draft pick on a kicker, allowing him to join 2007 draftee Folk as the only two kickers selected by Dallas since the NFL Draft was shortened to seven rounds in 1994. Buehler rewarded the team with an NFL-leading and club single-season record 29 touchbacks in his first pro season and followed that up with 22 touchbacks in 2010. His 51 career touchbacks are the most in team history.

TRANSACTION SUMMARY:

4/26/09: Drafted in the fifth round (172nd overall) by Dallas.

2010:

- Played in all 16 games and handled all kickoffs, field goals and extra points for the first time in his NFL career.
- Was 24-of-32 on field goals (75.0%), 42-of-44 on PATs and had 22 touchbacks, good for fifth in the NFL. Added 14 special teams tackles, fifth on the team.
- Converted four field goals from 50+ yards to tie Ken Willis (1991) for the most made field goals from 50+

yards in a season in team history and tied for the league lead in 50+ yard field goals made, was 10th in scoring (112) and tied for 13th in total field goals made (24).

- In his debut kicking field goals, missed wide right on a 34-yard attempt at Washington (9/12) while converting his only PAT try. Recorded the only tackles on special teams with two stops.
- Converted his first career field goal - a 28-yarder in the third quarter - and then made a 48-yarder in the fourth quarter against Chicago (9/19). Was two-of-three overall and two-of-two on extra points. Also tied for the team lead with two special teams tackles.
- Connected on a then career-long 51-yard field goal to finish the game two-of-three on field goals against Tennessee (10/10). Also finished the game with three touchbacks on kickoffs and added two tackles on special teams.
- Finished the game two-of-three on field goals against New Orleans (11/25) with his lone miss from 59 yards and making a career-long 53-yard field at the end of the first half. Also had four touchbacks on five kickoffs.
- At Indianapolis (12/5) connected on a 38-yard field goal in overtime to win the game and went three-of-four for the game. Added four touchbacks to give him 45 for his career allowing him to pass Toby Gowin (42) for the most in a career in club history dating back to 1990. It also marked his fifth career game with four touchbacks.
- Attempted a career-high five field goals and converted a career-high four, including a 39-yarder to win the game with 0:50 remaining against Washington (12/19).
- Was two-of-two on field goals at Arizona (12/25), hitting from 49 and 53 yards with the 53-yarder tying his career-long.

2009:

- Played in all 16 games as a rookie, serving as the team's kickoff specialist.
- Led the NFL with 29 touchbacks, the most touchbacks by a Cowboys player in a single season.
- Added three tackles on special teams.
- Made his NFL debut at Tampa Bay (9/13) and recorded three touchbacks on seven kickoffs.
- Notched a season-high four touchbacks on a season-high eight kickoffs against Atlanta (10/25).
- Tied his season-high with four touchbacks on seven kickoffs against Seattle (11/1). Also made his first career tackle on special teams.
- At Philadelphia (11/8) registered a season-best two special teams tackles.
- Had four touchbacks to match a season-high against Philadelphia (1/3/10) to also bring his season total to an NFL-best 29 on the season.
- Made his postseason debut against Philadelphia (1/9/10) and had three touchbacks on seven kickoffs.

COLLEGE:

- Concluded his three-year collegiate career at Southern California by connecting on 25-of-32 field goals (78.1%) and 117-of-120 PATs.
- Handled placekicking and kickoff duties in all 13 games as a senior, connecting on 65-of-66 PATs and nine-of-13 field goals for 92 points.
- Also posted a pair of solo tackles.
- Forty-eight of his 88 kickoffs were good for touchbacks (54.5%) and 64 pinned foes within the 20-yard line (72.7%).
- All-America second-team selection as a kickoff specialist by *The NFL Draft Report* and an All-Pac 10 Conference first-team choice.
- Named the team's Co-Special Teams Player of the Year.
- All-Pac 10 Conference honorable mention in his first season as the team's full-time placekicker as a junior after converting 16-of-19 field goals (84.2%) and 52-of-54 PATs (96.3%), as his 100 points scored ranked third among USC kickers all-time for a season.
- Added three solo tackles on the coverage unit while playing in all 13 games.
- Kicked off 84 times, pinning the opponent inside the 20-yard line 35 times, including 18 touchbacks.
- As a sophomore, transferred to USC in the fall of 2006 from Santa Ana Junior College where he served as a backup placekicker for the Trojans, specializing in kickoffs, while also playing on other special teams units with practice reps at fullback and safety.
- Appeared in 11 games mainly on special teams.
- Hit his only field goal attempt, a 49-yarder, against California to mark the longest field goal by a Trojan since Adam Abrams had a 49-yarder at Oregon in 1998.
- Kicked off in two games - once at Stanford and the entire Michigan game.
- Of his nine kickoffs, six pinned opponents within the 20-yard line with three touchbacks.
- Earned All-Mission Conference National Division first team as a freshman placekicker, linebacker and running back at Santa Ana Junior College.
- Tops in the league with 25 touchbacks on his 58 kickoffs.
- Ranked seventh on the team with 29 tackles (19 solos) and had a 13-yard interception return.
- Also rushed for 50 yards on nine carries (5.6 avg.) with five touchdowns and added a two-yard scoring catch.

PERSONAL:

- Attended Canyon High School in Anaheim, Calif., earning All-Century League team honors as a senior.
- Also lettered in volleyball, golf and track.
- Majored in public policy, management and planning while at USC.
- Father, John, was a three-year letterman (1969-71) on USC's track team as a shot putter while his uncle, George Buehler, lettered in football at Stanford for three years (1966-68) and then played guard with the Oakland Raiders (1969-78) and Cleveland Browns (1978-79).

COMMUNITY:

- 2009 Dallas Cowboys Rookie Club.
- 2011 Taste of the NFL: The Ultimate Cowboys Tailgate Party benefitting the North Texas Food Bank.
- Annual team Holiday Hospital Visits.
- Salvation Army Angel Tree Christmas Program.
- Annual Dallas Cowboys Kickoff Luncheon and Cowboys Family Cookbook benefitting Happy Hill Farm.
- Make-A-Wish Foundation of North Texas.

BUEHLER'S COWBOYS TOTALS

Year Team	GP-GS	FG	FGA	SCORING Pct	Long	Bik	XP	XPA	Pct	Bik	Points
2010 Dallas	16-0	24	32	75.0	53	0	42	44	95.5	1	114

Year	10-19	20-29	30-39	40-49	50+	Pct
2010	0-0	0-0	8-8	100.0	4-7	57.1

Year Team	GP-GS	KICKOFFS				SPECIAL TEAMS TACKLES							
		No	Yds	Avg	TB	Solo	Ast	Tot	FF	FR	BP	BFG	BX
2009 Dallas	16-0	76	5,122	67.4	29	3	0	3	0	0	0	0	0
2010 Dallas	16-0	81	5,464	67.5	22	12	2	14	0	0	0	0	0
Totals	32-0	157	10,586	67.4	51	15	2	17	0	0	0	0	0
2009 Dallas	2-0	9	569	63.2	5	0	0	0	0	0	0	0	0

SINGLE-GAME BESTS

Long Field Goal – 53 vs. New Orleans, 10/25/10 and at Arizona, 12/25/10

Field Goals Made – 4 vs. Washington, 12/19/10

Field Goals Attempted – 5 vs. Washington, 12/19/10

PATS Made – 5 vs. Detroit, 11/21/10

BUEHLER'S GAME-BY-GAME

FIELD GOALS

Game	2010 (Dallas)						Total
	10-19	20-29	30-39	40-49	50+		
L-@ Was 9/12	0-0	0-0	0-1	(34M)	0-0	0-0	0-1
L-Chi 9/19	0-0	1-1	(28)	0-0	1-2	(44M, 48)	2-3
W-@ Hou 9/26	0-0	0-0	0-0	0-0	2-2	(49, 40)	2-2
L-Ten 10/10	0-0	1-1	(26)	0-0	0-1	(44M)	2-3
L-@ Min 10/17	0-0	0-0	0-0	0-0	1-1	(51)	0-0
L-NYG 10/25	0-0	1-1	(26)	0-0	1-1	(41)	2-2
L-Jac 10/31	0-0	0-0	1-1	(34)	0-0	0-0	1-1
L-@ GB 11/7	0-0	0-0	0-0	0-0	0-0	0-0	0-0
W-@ NYG 11/14	0-0	2-2	(22, 23)	0-1	(34M)	0-0	2-3
Game	10-19	20-29	30-39	40-49	50+		Total
W-Det 11/21	0-0	0-0	0-0	0-0	0-0	0-0	0-0
L-NO 11/25	0-0	1-1	(21)	0-0	0-0	1-2	(53, 59M)
W-@ Ind 12/5	0-0	0-0	2-2	(30, 38)	1-2	(48M, 46)	3-4
L-Phi 12/12	0-0	0-0	0-0	1-1	(43)	1-1	2-2
W-Was 12/19	0-0	2-2	(20, 20)	1-2	(35M, 39)	1-1	4-5
L-@ Ari 12/25	0-0	0-0	0-0	1-1	(42)	1-1	2-2
W-@ Phi 1/2/11	0-0	0-0	0-0	0-0	0-1	(52M)	0-1
Totals	0-0	8-8	4-7	8-11	4-6		24-32

VICTOR BUTLER

57 • Linebacker


6-2 • 246 • 7/29/87

Oregon State • D4b for '09 (110th overall)

NFL: 3rd Year • Cowboys: 3rd Year

Games/Starts: 2010-15/0; Career-31/1

Postseason: 2010-0/0; Career-2/0



PRO: The Dallas Cowboys used their second selection of the fourth round (110th overall) in the 2009 NFL Draft on Victor Butler. A defensive end in college, Butler continued the Cowboys latest trend of transitioning collegiate rush ends to linebackers in the team's 3-4 defensive scheme while hoping he would follow in the footsteps of DeMarcus Ware and Anthony Spencer. Slotted behind Ware and Spencer in the linebacker rotation, Butler has provided valuable contributions off the bench while tallying 5.0 sacks in his two pro seasons.

TRANSACTION SUMMARY:

4/26/09: Drafted in the fourth round (110th overall) by Dallas.

2010:

- Totaled 20 tackles, 2.0 sacks, four quarterback pressures and a forced fumble in 15 games played.
- Was seventh on the team in special teams tackles with 10 stops.
- Recorded his first sack of the season along with a forced fumble against Jacksonville (10/31).
- Made a season-high four tackles at Green Bay (11/7).
- Logged his second sack of the season along with three tackles and a quarterback pressure against Washington (12/19).

2009:

- Finished his rookie season with 3.0 sacks – tops amongst Cowboys rookies and good for fifth on the team – in 16 games played with one start.
- Led all Dallas rookies and tied for fourth on the team with 12 special teams tackles.
- In his NFL debut at Tampa Bay (9/13), recorded one tackle on defense and led the team with four special teams stops.
- Had his first career sacks against Carolina (9/28) with two fourth quarter takedowns of Jake Delhomme and forced his first career fumble on the second sack. Also added a tackle on special teams.
- Recovered his first career fumble in the fourth quarter against Seattle (11/1) and added two stops on special teams.
- Filled in for Spencer late in the fourth quarter at Philadelphia (11/8) to record a one-yard sack of Donovan McNabb.
- Notched a season-high two tackles against Washington (11/22).
- Made his first career start in place of Ware, who played in passing situations only, at New Orleans (12/19) and recorded one tackle and his first career pressure.
- In his postseason debut against Philadelphia (1/9/10), rotated in for Spencer and Ware in the fourth quarter but did not record any stats.

COLLEGE:

- Compiled 110 tackles, 26.0 sacks and 39.5 tackles for losses during his collegiate career at Oregon State.
- Left the school second all-time in sacks with 26.0 and fourth all-time in tackles for loss with 39.5.
- Started all 13 games as a senior captain for the Beavers to earn first-team All-Pac 10 selection and post career-highs in tackles (65), sacks (12.0) and tackles for loss (21.5). Also added five quarterback hurries, four forced fumbles and a fumble recovery.
- His 21.5 tackles for loss set a school record, while his 12.0 sacks tied a school record.
- Accounted for 10.5 sacks as a junior, the third-highest total in the Pac-10 while playing in 13 games with one start.
- Shared the team's Most Improved Player (Tim Clark) and shared the "Lunch Bucket Award" (Taylor Kavanaugh).
- Played in all 14 games and accounted for 17 tackles as a sophomore in 2006.
- Of his 17 stops, 5.5 were for losses, including 3.5 sacks.
- One-of-seven true freshmen to play, finishing with three tackles for the season while seeing action in nine games.

PERSONAL:

- Three-year letterwinner as a receiver, safety, defensive end and kick returner at Eisenhower High School in Rialto, Calif.
- Played defensive end only as a senior due to team needs.
- Two-time all-league and all-county as a senior.
- Majored in political science at OSU.

COMMUNITY:

- 2009 Dallas Cowboys Rookie Club.
- Annual team Holiday Hospital Visits.
- Salvation Army Angel Tree Christmas Program.
- Annual Dallas Cowboys Kickoff Luncheon and Cowboys Family Cookbook benefiting Happy Hill Farm.
- Make-A-Wish Foundation of North Texas.

BUTLER'S COWBOYS TOTALS

Year Team	GP-GS	DEFENSE							INTERCEPTIONS				FUMBLES REC						
		ST	AT	TT	Sks-Yds	Tkl/Ls	QB Prs	PBU	FF	No	Yds	Avg	Lg	TD	No	Yds	Avg	Lg	TD
2009 Dallas	16-1	4	2	6	3.0(-16)	0(0)	2	1	1	0	0	0.0	0	0	1	0	0.0	0	0
2010 Dallas	15-0	13	7	20	2.0(-16)	0(0)	5	0	1	0	0	0.0	0	0	0	0	0.0	0	0
Totals	31-1	17	9	26	5.0(-32)	0(0)	7	1	2	0	0	0.0	0	0	1	0	0.0	0	0

ADDITIONAL STATISTICS

Special Teams Tackles – 2009 (9-3-12), 2010 (8-2-10). Totals: 17-5-22.

TASHARD CHOICE

(tuh-SHARD)

23 • Running Back


5-10 • 212 • 11/20/84

Georgia Tech • D4 for '08 (122nd overall)

NFL: 4th Year • Cowboys: 4th Year

Games/Starts: 2010-16/0; Career-48/3

Postseason: 2010-0/0; Career-2/0



PRO: Despite his limited amount of carries as the third option in the Cowboys running back rotation, Tashard Choice has made most of his opportunities by seamlessly stepping in when called upon with solid production in his role. A majority of Choice's carries have come as a result of injuries to either Marion Barber or Felix Jones, but he has also shown the knack for creating his own plays, taking direct snaps from center in the team's "razorback" formation. In 2011 Choice will team with Jones and 2011 third round draft choice Demarco Murray to form a talented and versatile trio. He was the second running back drafted by the Dallas Cowboys in the 2008 NFL Draft when he was selected in the fourth round (122nd overall).

TRANSACTION SUMMARY:**4/27/08:** Drafted in the fourth round (122nd overall) by Dallas.**2010:**

- Finished third on the team in rushing with 243 yards on 66 attempts (3.7 avg.) and three touchdowns while playing in all 16 games.
- Added 17 receptions for 109 yards and three kickoff returns for 61 yards.
- Had five carries for 18 yards and two catches for minus two yards at Washington (9/12). Lost his first career fumble that led to touchdown right before the end of the first half.
- Finished with four receptions for 27 yards and one kickoff return for 27 yards, the first of his career, against Jacksonville (10/31).
- Rushed once for a one-yard touchdown on Thanksgiving Day against New Orleans (11/25).
- Led the team with 100 rushing yards on 19 carries and a touchdown in the overtime win at Indianapolis (12/5), seeing extended action with Barber inactive (calf). It marked his first career 100-yard outing and the second 100-yard rushing effort by a Dallas Cowboy for the season.
- Against Washington (12/19) led the team with 15 carries for 53 yards along with one rushing touchdown and added four catches for 31 yards.

2009:

- Finished third on the team in rushing with 349 yards on 64 attempts (5.5 avg.) and three touchdowns while playing in all 16 games.
- Also added 15 receptions for 132 yards and two tackles on special teams.
- Had two rushes for 10 yards and two receptions for six yards in the season opener at Tampa Bay (9/13).
- Played the majority of the second half against Carolina (9/28) with Barber inactive (thigh) and Jones suffering a knee injury in the game. Rushed for 82 yards on 18 carries with one score and had four catches for 36 yards. Also converted the first two-point conversion of the season on a rush.
- Recorded a team-best five receptions for 47 yards with a long reception of 28 yards at Denver (10/4). Also added 14 carries for 33 yards with a long run of 11 yards.
- Led the team with 92 yards on eight carries with a long of 36 yards for a touchdown at Kansas City (10/11).
- Took several snaps lined up at quarterback and had three rushes for 13 yards including a two-yard scoring run at Philadelphia (11/8). Also added one catch for eight yards and a tackle on special teams.
- Had a career-long 66-yard run against Oakland (11/26) as he took the direct snap from center. Marked the longest run by a Dallas Cowboy since Julius Jones ran for a 77-yard touchdown against New Orleans (12/10/06). Finished with three carries for 67 yards.
- Did not return after halftime against Philadelphia (1/3/10) due to concussion-like symptoms.
- In his postseason debut against Philadelphia (1/9/10), carried the ball 14 times for 42 yards with one touchdown - a one-yard score - for his first career playoff touchdown. Also added one reception for six yards.

2008:

- Finished second on the team in rushing with 472 yards on 92 attempts (5.1 avg.) and two touchdowns while playing in all 16 games with three starts.
- Was also fifth on the team in receiving with 21 receptions for 185 yards.
- Made his NFL debut at Cleveland (9/7) to the tune of 26 yards on five carries along with one reception for two yards.
- At Arizona (10/12) recovered a fumble on a kickoff that led to a field goal attempt and recovered a surprise on-side kick attempt by the Cardinals.
- Filled in for an injured Barber (toe) during the second half against Seattle (11/27) and collected 57 yards on 11 rushing attempts.
- At Pittsburgh (12/7) made his first NFL start in place of Barber (toe) and led the team with 88 rushing yards on 23 carries. He also led the team with 78 receiving yards on five receptions, including a career-long 50-yard catch in a game that he accumulated 166 of the team's 289 total net yards.
- Did not start against the N.Y. Giants (12/14) but still finished with a season-high 91 yards on nine carries while Barber remained limited. Also scored his first career touchdown on a season-long rush of 38 yards while adding 52 receiving yards on four receptions.
- Earned his second career start in the final game at Texas Stadium against Baltimore (12/20) and led the

team with 17 rushes for 90 yards and one touchdown while also recording a season-high seven receptions for 25 yards.

- Started the season finale at Philadelphia (12/28) and finished with a team-high 13 carries for 56 yards.

COLLEGE:

- Compiled 3,456 yards on 697 carries with 28 touchdowns and 41 receptions for 288 yards during his collegiate career at Oklahoma (2004) and Georgia Tech (2005-07).
- Earned first-team All-Atlantic Coast Conference honors from the league's coaches and media, leading the team and conference – ranked 18th in the nation – with 1,379 yards and 10 touchdowns on 261 carries during his senior season with the Yellow Jackets.
- Became the first player to lead the conference in rushing in consecutive seasons since Virginia's Thomas Jones (1998 and 1999).
- Had a string of 341 consecutive carries (from 2006-07) without a fumble snapped when he lost the ball against Maryland.
- Rushed for 100 yards-or-more in seven contests and had three two-touchdown games as a senior.
- Opened his final campaign against Notre Dame with a then game-best 196 rushing yards, only to top it against Miami with 204.
- As a junior, led the conference and ranked 13th in the nation with 1,473 rushing yards – the second-best single-season total in school history – while scoring 12 touchdowns and averaged 5.0 yards-per-rush on a school record 297 attempts.
- Set a school record with nine 100-yard performances on the season, including a string of seven consecutive games with at least 100 rushing yards to close out the season while starting all 14 games in his first season as Tech's starting tailback during his junior year.
- Was Georgia Tech's second-leading rusher in his first season with the school as a sophomore, finishing with 513 yards while tying for the team lead with six touchdowns as a reserve running back. He also added 14 catches for 76 yards.
- Spent his redshirt freshman season as a backup behind Adrian Peterson at Oklahoma, yet still managed 22 carries for 100 yards.

PERSONAL:

- Was a first-team all-state pick and ranked as the 22nd-best running back in the nation by Rivals.com as a senior at Lovejoy High School in Hampton, Ga.
- Finished his prep career with 129 carries for 1,200 yards and 17 touchdowns.
- Had his high school jersey retired.
- Graduated from Georgia Tech in December 2007 with a degree in history, technology and society and was a two-time member of the Atlantic Coast Conference Academic Honor Roll.
- Cousin, Joe Burns, was a standout running back at Georgia Tech (1998-2001) and later played for the Buffalo Bills.

COMMUNITY:

- 2008 Rookie Club.
- 2009 – 2010 Cowboys NFL Draft Day and Fan Appreciation Party.
- 2009 Dallas Cowboys United Way Hometown Huddle for Play 60.
- 2009 Dallas Cowboys NFL101 Workshop.
- 2009 Cowboys Early Thanksgiving Day Meal at The Salvation Army.
- 2010 Boys & Girls Clubs of America Youth of the Year Southwest Region Breakfast Guest Speaker.
- 2011 Joined fellow running backs Jones and Barber to make a donation and visit the Boys & Girls Club of Oak Cliff.
- 2011 Participated in Super Bowl XLV community appearances.
- Annual Holiday Hospital Visits.
- Salvation Army Angel Tree Program.
- Kickoff Luncheon and Dallas Cowboys Family Cookbook benefitting Happy Hill Farm.
- Make-A-Wish Foundation of North Texas.

CHOICE'S COWBOYS TOTALS

Year Team	GP-GS	RUSHING					RECEIVING				
		No	Yds	Avg	Long	TD	No	Yds	Avg	Long	TD
2008 Dallas	16-3	92	472	5.1	38t	2	21	185	8.8	50	0
2009 Dallas	16-0	64	349	5.5	66	3	15	132	8.8	28	0
2010 Dallas	16-0	66	243	3.7	26	3	17	109	6.4	17	0
Totals	48-3	222	1,064	4.8	66	8	53	426	8.0	50	0

Playoffs

2009 Dallas	2-0	15	43	2.9	9	1	1	6	6.0	6	0
-------------	-----	----	----	-----	---	---	---	---	-----	---	---

SINGLE-GAME BESTS

- Carries** – 23 at Pittsburgh, 12/7/08
- Playoffs* – 14 vs. Philadelphia, 1/9/10
- Rushing Yards** – 100 at Indianapolis, 12/5/10
- Playoffs* – 42 vs. Philadelphia, 1/9/10
- Long Run** – 66 vs. Oakland, 11/26/09
- Receptions** – 7 vs. Baltimore, 12/20/08
- Receiving Yards** – 78 at Pittsburgh, 12/7/08

ADDITIONAL STATISTICS

- Special Team Tackles** – 2009 (2)
- Kickoff Returns** – 2010 (3 for 61)

CHOICE'S GAME-BY-GAME

RUSHING
2008 (Dallas)

Game	No	Yds	Avg	Long	TD
W-@ Cle 9/7	5	26	5.2	15	0
W-Phi 9/15					
W-@ GB 9/21					
L-Was 9/28					
W-Cin 10/5					
L-@ Ari 10/12					
L-@ STL 10/19	2	13	6.5	14	0
W-TB 10/26					
L-@ NYG 11/2	5	27	5.4	12	0
W-@ Was 11/16	1	6	6.0	6	0
W-SF 12/23	6	18	3.0	8	0
W-Sea 12/27	11	57	5.2	27	0
L-@ Pit 12/7	23	88	3.8	22	0
W-NYG 12/14	9	91	10.1	38	1
L-BAL 12/20	17	90	5.3	29	1
L-@ Phi 12/28	13	56	4.3	18	0
Totals	92	472	5.1	38	2

2009 (Dallas)

Game	No	Yds	Avg	Long	TD
W-@ TB 9/13	2	10	5.0	7	0
L-Phi 9/20	2	8	4.0	5	0
W-Car 9/28	18	82	4.6	10	1
L-@ Den 10/4	14	33	2.4	11	0
W-@ KC 10/11	8	92	11.5	36	1
W-Atl 10/25					
W-Sea 11/1	4	11	2.8	5	0
W-@ Phi 11/8	3	13	4.3	9	1
L-@ GB 11/15	3	13	4.3	11	0
W-Was 11/22	1	1	1.0	1	0
W-Oak 11/26	3	67	22.3	66	0
L-@ NYG 12/6	2	3	1.5	3	0
L-SD 12/13	2	11	5.5	6	0
W-@ NO 12/19	1	4	4.0	4	0
W-@ Was 12/27	1	1	1.0	1	0
W-Phi 1/3/10					
Totals	64	349	5.5	66	3

Playoffs

W-Phi 1/9/10	14	42	3.0	9	1
L-@ Min 1/17/10	1	1	1.0	1	0
Totals	15	43	2.9	9	1

2010 (Dallas)

Game	No	Yds	Avg	Long	TD
L-@ Was 9/12	5	18	3.6	8	0
L-Chi 9/19	1	-1	-1.0	-1	0
W-@ Hou 9/26	2	4	2.0	3	0
L-Ten 10/10					
L-@ Min 10/17					
L-NYG 10/25					
L-Jac 10/31					
L-@ GB 11/7	3	9	3.0	4	0
W-@ NYG 11/14					
W-Det 11/21	2	7	3.5	5	0
L-NO 11/25	1	1	1.0	1	1
W-@ Ind 12/5	19	100	5.3	26	1
L-Phi 12/12	7	16	2.3	9	0
W-Was 12/19	15	53	3.5	12	1
L-@ Ari 12/25	4	16	4.0	9	0
W-@ Phi 1/2/11	7	20	2.9	5	0
Totals	66	243	3.7	26	3

RECEIVING
2008 (Dallas)

Game	No	Yds	Avg	Long	TD
W-@ Cle 9/7	1	2	2.0	2	0
W-Phi 9/15					
W-@ GB 9/21					
L-Was 9/28					
W-Cin 10/5					
L-@ Ari 10/12					
L-@ STL 10/19					
W-TB 10/26					
L-@ NYG 11/2					
W-@ Was 11/16					
W-SF 11/23	2	14	7.0	9	0
W-Sea 11/27	1	6	6.0	6	0
L-@ Pit 12/7	5	78	15.6	50	0
W-NYG 12/14	4	52	13.0	22	0
L-BAL 12/20	7	25	3.6	8	0
L-@ Phi 12/28	1	8	8.0	8	0
Totals	21	185	8.8	50	0

2009 (Dallas)

Game	No	Yds	Avg	Long	TD
W-@ TB 9/13	2	6	3.0	5	0
L-Phi 9/20	1	3	3.0	3	0
W-Car 9/28	4	36	9.0	19	0
L-@ Den 10/4	5	47	9.4	28	0
W-@ KC 10/11					
W-Atl 10/25	1	23	23.0	23	0
W-Sea 11/1					
W-@ Phi 11/8	1	8	8.0	8	0
L-@ GB 11/15	1	9	9.0	9	0
W-Was 11/22					
W-Oak 11/26					
L-@ NYG 12/6					
L-SD 12/13					
W-@ NO 12/19					
W-@ Was 12/27					
W-Phi 1/3/10					
Totals	15	132	8.8	28	0

Playoffs

W-Phi 1/9/10	1	6	6.0	6	0
L-@ Min 1/17/10					
Totals	1	6	6.0	6	0

2010 (Dallas)

Game	No	Yds	Avg	Long	TD
L-@ Was 9/12	2	-2	-1.0	2	0
L-Chi 9/19	1	6	6.0	6	0
W-@ Hou 9/26					
L-Ten 10/10					
L-@ Min 10/17					
L-NYG 10/25					
L-Jac 10/31	4	27	6.8	15	0
L-@ GB 11/7					
W-@ NYG 11/14					
W-Det 11/21	2	14	7.0	9	0
L-NO 11/25					
W-@ Ind 12/5					
L-Phi 12/12	1	17	17.0	17	0
W-Was 12/19	4	31	7.8	13	0
L-@ Ari 12/25	3	16	5.3	9	0
W-@ Phi 1/2/11					
Totals	17	109	6.4	17	0

BARRY CHURCH

42 • Safety


6-2 • 219 • 2/11/88

Toledo • FA for '10

NFL: 2nd Year • Cowboys: 2nd Year

Games/Starts: 2010-15/0; Career-15/0

Postseason: 2010-0/0; Career-0/0



PRO: After impressing coaches through the 2010 preseason by finishing fourth on the team with 15 tackles while also tying for second with three special teams tackles, Barry Church was one-of-four undrafted free agents to make the roster coming out of training camp. Through his rookie season, Church continued to display his playmaking ability as a stalwart on special teams units and as a reserve in the defensive backfield. Church finished the year fourth on the squad with 16 special teams tackles while also contributing 14 tackles on defense. Church should continue his development through the 2011 offseason to once again fight for a spot on the club's active roster.

TRANSACTION SUMMARY:

4/30/10: Signed with Dallas as a rookie free agent.

2010:

- As one of just four rookie free agents to make the active roster out of training camp, finished fourth on the team with 16 special teams tackles while adding 14 tackles as a reserve safety.
- Made his NFL debut playing on special teams in the home opener against Chicago (9/19) but did not record any statistics.
- Saw limited action as a reserve in the secondary while continuing his role on special teams coverage units in the win at Houston (9/26), and posted his first career stop.
- Added one tackle on special teams against Tennessee (10/10) before tying for the team lead with two coverage tackles at Minnesota (10/17).
- Made two more special teams tackles against the N.Y. Giants (10/25) then notched his first career tackle on defense at Green Bay (11/7). Finished the Packers game with a career-high five tackles.
- Had two more tackles on defense along with two on special teams in Jason Garrett's first win as the interim head coach at the N.Y. Giants (11/14).
- Added a defensive stop against Detroit (11/21) before notching one special teams stop in the overtime win at Indianapolis (12/5) and again against Philadelphia (12/12).
- Talled two tackles against Washington (12/19) before posting a season-high three special teams tackles on Christmas night at Arizona (12/25).

COLLEGE:

- Started all 48 career games at Toledo, finishing with 354 tackles, 26 tackles for loss, nine interceptions, 18 pass breakups, six forced fumbles and three blocked kicks.
- As a senior, was named first-team All-MAC for the fourth time, becoming the first Rocket and just the third MAC player ever to achieve that distinction.
- Named one-of-12 semifinalists for the Jim Thorpe Award (top defensive back) and was also on official watch lists for the Bronco Nagurski Award (top defensive player).
- Selected to play in the East-West Shrine Game.
- Finished his final collegiate season tied for 12th in the MAC and second on the team with 98 tackles along with 8.5 tackles for loss, an interception, two pass breakups, a forced fumble and three blocked kicks while starting all 12 games.
- First-team All-MAC for the third straight year as a junior, finishing with 93 tackles, 5.5 tackles for loss, one interception and a team-high six pass break ups and three forced fumbles while starting all 12 games.
- As a sophomore, named first-team All-MAC for the second straight year, placing third on team with 92 tackles.
- Also second on team with six tackles for loss and tied for team lead with three interceptions and had four pass breakups.
- First-team All-MAC as a freshman and was named second-team Freshman All-America by *The Sporting News* and by *Scout.com*.
- Led the Rockets with four interceptions with two returned for a touchdown to tie a school record.
- Was also second on team with 71 tackles along with six tackles for losses, six pass breakups, a forced fumble and a fumble recovery.

PERSONAL:

- Named to the *Pittsburgh Tribune-Review's* "Terrific 25" team and second-team all-state Class AAAA at safety as a senior at Penn Hills High School in Pittsburgh, Pa.
- Also earned first-team Western Pennsylvania Interscholastic Athletic League-East honors, and was selected to play in the Big 33 Game (Ohio vs. Pennsylvania).
- As a senior, had 80 tackles, 9.0 sacks and four interceptions.
- Also played wide receiver, catching 30 passes for 670 yards and four touchdowns as a senior.
- A triple jumper on the track and field team, and ran a 4.47 at the Metro Index camp.
- Was a communications major at Toledo.

COMMUNITY:

- 2010 Dallas Cowboys Rookie Club.
- 2011 Taste of the NFL: The Ultimate Cowboys Tailgate Party benefiting the North Texas Food Bank.
- 2011 participated in Super Bowl XLV youth football clinic.
- Annual Holiday Hospital Visits.
- Salvation Army Angel Tree Program.
- Kickoff Luncheon and Dallas Cowboys Family Cookbook benefiting Happy Hill Farm.
- Make-A-Wish Foundation of North Texas.

CHURCH'S COWBOYS TOTALS

Year Team	GP-GS	DEFENSE						INTERCEPTIONS				FUMBLES REC					
		ST	AT	TT	Sks-Yds	Tkl/Ls	QB Prs	PBU	FF	No Yds	Avg	Lg	TD	No Yds	Avg	Lg	TD
2010 Dallas	15-0	9	5	14	0.0(0)	0(0)	0	0	0	0	0	0	0	0	0	0	0

ADDITIONAL STATISTICS

Special Teams Tackles - 2010 (12-4-16).

KENYON COLEMAN

98 • Defensive End


6-5 • 295 • 4/10/79

UCLA • UFA for '11

NFL: 10th Year • Cowboys: 5th Year

Games/Starts: 2010-16/14; Career-118/61

Postseason: 2010-0/0; Career-0/1



PRO: The Dallas Cowboys added a veteran defensive end with first-hand knowledge of Rob Ryan's defense and a familiarity with the Cowboys organization when they signed Kenyon Coleman on July 30, 2011. Coleman spent the previous two seasons as one of the Cleveland Browns starting defensive ends under Ryan's tutelage. He spent four of the first five years of his career with Dallas after playing his rookie season with Oakland. He is a consistent performer along the line with 118 games under his belt since being taken in the fifth round (147th overall) of the 2002 NFL Draft by the Raiders.

TRANSACTION SUMMARY:

7/30/11: Signed with Dallas as an unrestricted free agent.

4/25/09: Traded to Cleveland.

3/6/07: Signed with the N.Y. Jets as an unrestricted free agent.

8/31/03: Traded to Dallas.

4/21/02: Drafted in the fifth round (147th overall) of the NFL Draft by Oakland.

2010 (Cleveland):

- Started 14 of the 16 games he played and tallied 68 tackles, 2.5 sacks and three fumble recoveries.
- His three fumble recoveries tied for tops in the AFC and tied for third in the league.
- Had three tackles, one sack and a career-best two fumble recoveries against Cincinnati (10/3).
- Added his third the next week against Atlanta (10/10).
- Posted eight tackles against the N.Y. Jets (11/14) before picking up his second sack at Jacksonville (11/21).
- Tallied a season-best nine tackles at Cincinnati (12/19) before assisting on a sack in the finale against Pittsburgh (1/2/11).

2009 (Cleveland):

- Came to Cleveland as part of a trade and started 13 games at left end to notch 38 tackles, 1.5 sacks and a pair of deflections.
- Had a season-best six tackles at Denver (9/20).
- Posted his full sack at Buffalo (10/11) and his half sack at Chicago (11/1).

2008 (N.Y. Jets):

- Played in 16 games with 15 starts as part of a defense that ranked fourth in the AFC and seventh in the NFL, yielding 94.9 rushing yards-per-game.
- Finished the season with 64 tackles, a half sack and two pass breakups.
- Posted three five-tackle games and three seven-tackle games.
- Shared a sack at Buffalo (11/2).

2007 (N.Y. Jets):

- After signing with the N.Y. Jets as an unrestricted free agent, started 14 of the 16 games he played and led all linemen with a career-best 90 tackles.
- Opened the season against New England (9/9) with a career-high 12 tackles.
- Had back-to-back six-tackle games against Miami (9/23) and at Buffalo (9/30).
- Notched his first sack against Philadelphia (10/14) then shared a sack to go with six tackles against Pittsburgh (11/18).
- Tallied seven tackles at Dallas (11/22) then nine at Tennessee (12/23).

2006 (Dallas):

- Played in all 16 games and notched four sacks to go with 31 tackles, a tackle for a loss, one pressure, four breakups and a forced fumble.
- He had three tackles and a sack against Washington (9/17) before adding four and another sack against the N.Y. Giants (10/23).
- Posted three more tackles at Washington (11/5).

- Notched a season-best five tackles along with a sack at Atlanta (12/16).
- Finished the season with a sack against Detroit (12/31).

2005 (Dallas):

- Started five of the 12 games he played and totaled 17 tackles, a half sack, a tackle for a loss and a quarterback pressure.
- Earned his first career start at San Diego (9/11) and tallied two stops.
- Had three tackles, a pressure and a tackle for a loss against Washington (9/19) before tacking on three more stops at San Francisco (9/25).
- Had a then career-high four tackles at Oakland (10/2) to go along with a half sack.

2004 (Dallas):

- As part of the defensive line rotation, notched 10 tackles, two pressures and a sack.
- Had season-bests with two tackles against Cleveland (9/19) and against the N.Y. Giants (10/10).
- Added a sack at Baltimore (11/21).

2003 (Dallas):

- Arrived in Dallas in exchange for a conditional draft pick on Aug. 31.
- Played in all 16 games and finished with 15 tackles, three pressures, a sack, a tackle for a loss, a fumble recovery and a pass breakup as a reserve on the defensive line.
- Made his first career tackle in the game at the N.Y. Jets (9/28).
- Recorded a safety in the third quarter of the win against Arizona (10/25) with a sack in the end zone - his first career sack.

2002 (Oakland):

- Made his NFL debut and only appearance of the Raiders Super Bowl season in a 49-31 win at Buffalo (10/6).
- Was inactive the other 15 regular season games and all three postseason contests.

COLLEGE:

- The four-year letterman at UCLA started the final three seasons of his collegiate career and posted 138 tackles, 16.5 sacks and 34 tackles for losses.
- His 34 tackles for losses were good for ninth in school history.
- Earned a medical redshirt as a true senior and was an All-Pac 10 selection, posting 44 stops, 15 for losses and a team-high 8.5 sacks in his final campaign.
- Was one-of-four players to start every game as a junior and earned All-Pac 10 honors after tallying 50 tackles, nine for losses and 3.5 sacks.
- Coleman started eight-of-10 games as a sophomore and led all defensive linemen with 23 tackles along with 4.5 sacks, two fumble recoveries and a forced fumble.
- Played in all 12 games as a true freshman and posted 15 tackles, three fumble recoveries and a pair of breakups.

PERSONAL:

- Lettered three years along the offensive and defensive lines at Alta Loma, Calif., High School and was named PrepStar All-America as the fourth ranked offensive lineman in the west.
- Was a key member of a team that finished 13-1 and ranked third in Division II as a senior.
- Also played three years for Alta Loma's basketball team.
- He and his wife, Katie, have a daughter, Kailah, and two sons, Kaleb and Kason.

COMMUNITY:

- Travelled to Burundi and Uganda in 2008 as part of a 13-day mission with Tribal Praise Ministries in an effort to raise money for Burundi schools and a Ugandan hospital.
- Participated in the *Newark Star-Ledger* Junior Reporter program which motivates participation in classes with dozens of hands-on activities.

COLEMAN'S NFL TOTALS

Year Team	GP-GS	DEFENSE						INTERCEPTIONS				FUMBLES REC						
		ST	AT	TT	Sks-Yds	Tkl/Ls	QB Prs	PBU	FF	No Yds	Avg	Lg	TD	No Yds	Avg	Lg	TD	
2002 Oakland	1-0	1	0	-1	0.0(0)	0(0)	0	0	0	0	0	0	0	0	0	0	0	0
2003 Dallas	16-0	9	6	-15	1.0(-1)	1(-7)	3	0	0	0	0	0	0	1	0	0.0	0	0
2004 Dallas	12-0	8	2	-10	1.0(-4)	0(0)	2	0	0	0	0	0	0	0	0	0.0	0	0
2005 Dallas	12-5	12	5	-17	0.5(-3)	1(-1)	1	0	0	0	0	0	0	0	0	0.0	0	0
2006 Dallas	16-0	26	5	-31	4.0(-23)	1(-2)	1	2	1	0	0	0	0	0	0	0.0	0	0
2007 N.Y. Jets	16-14	53	37	-90	1.5(-8)	2(-2)	-	0	0	0	0	0	0	0	0	0.0	0	0
2008 N.Y. Jets	16-15	41	23	-64	0.5(-3)	1(-1)	-	1	0	0	0	0	0	0	0	0.0	0	0
2009 Cleveland	13-13	28	10	-38	1.5(-3)	3(-7)	-	2	0	0	0	0	0	0	0	0.0	0	0
2010 Cleveland	16-14	50	18	-68	2.5(-10)	0(0)	-	0	0	0	0	0	0	3	0	0.0	0	0
Totals	118-61	228	106	-334	12.5(-55)	9(-20)	-	5	1	0	0	0	0	4	0	0.0	0	0
Playoffs																		
2006 Dallas	1-0	4	0	-4	0.0(0)	0(0)	0	0	0	0	0	0	0	0	0	0.0	0	0

SINGLE-GAME HIGHS:

Tackles - 12, vs. New England, 9/9/07
Sacks - 1.0, 10 times, last at Jacksonville, 11/21/10
Fumble Recoveries - 2, vs. Cincinnati, 10/3/10

PHIL COSTA

67 • Center/Guard

6-3 • 311 • 7/11/87

Maryland • FA for '10

NFL: 2nd Year • Cowboys: 2nd Year

Games/Starts: 2010-4/1; Career-4/1

Postseason: 2010-0/0; Career-0/0



PRO: Phil Costa made the most of his opportunity as a rookie free agent in the Dallas Cowboys 2010 training camp, earning a spot on the team as the squad's backup center. Costa was one of four collegiate free agents to make the 2010 team, joining Barry Church, Chris Gronkowski and Danny McCray - the most undrafted free agents to make the final roster since the team produced three in 2006 (Miles Austin, Oliver Hoyte and Sam Hurd). In his first pro season, Costa saw action in four games with one start at guard.

TRANSACTION SUMMARY:

4/30/10: Signed with Dallas as a rookie free agent.

2010:

- Played in four games with one start.
- Made his NFL debut in the season opener at Washington (9/12) while playing on special teams.
- Was inactive for the next four games before filling in for Montrae Holland (groin) at left guard midway through the third quarter against the N.Y. Giants (10/25) in his first action on the offensive line.
- Earned his first NFL start at left guard in place of Kyle Kosier (ankle) and Holland (groin) against Jacksonville (10/31).
- At Green Bay (11/7) played on special teams.
- Was inactive for the remainder of the season.

COLLEGE:

- A two-year starter at Maryland who played mostly guard until his senior season when he started at center.
- Was one of the Terps top reserve linemen 2006-07 before emerging as the starting right guard as a junior.
- Played in 40 career games, including 30 starts (13 at right guard/five at left guard/12 at center).
- Started the final 24 games of his career.
- A two-time Academic All-ACC performer.
- In the weight room, owned the all-time Terps offensive lineman record in the clean (435 in 2008) and was second all-time in the vertical jump (35.5 inches in 2007).
- Started all 12 games as a senior at center and played nearly every snap at the position.
- Played in all 13 games as a junior, including starts at right guard in the final 12, while also playing left guard.
- Member of a line in 2008 that enabled Da'Rel Scott (1,133) to become the seventh Terp back, and first since 2002 (Chris Downs), to gain over 1,000 rushing yards.
- Played in all 13 games on the offensive line as a sophomore, starting six, five at left guard and one at right.
- Saw action in two games along the offensive line as a redshirt freshman, serving as the backup center.

PERSONAL:

- Three-year starter on the offensive line at Holy Cross High School in Delran, N.J., spending all three years at left guard and did not miss a game in his career.
- A second team all-state pick by the Associated Press, a first team All-South New Jersey selection by the *Philadelphia Inquirer* and *Camden Courier Post* as well as a first-team all-county selection.
- Was all-parochial as a junior and senior and all-county all three years and an All-East region pick by PrepStar.
- Team finished 9-2 his senior year, advancing to the NJSIAA non-public finals.
- Also a three-year letterwinner in golf.
- Graduated from Maryland in May 2009 with a degree in criminology and criminal justice and began working toward a graduate certificate in real estate development in the fall of 2009.

COMMUNITY:

- 2010 Dallas Cowboys Rookie Club.
- 2011 Taste of the NFL: The Ultimate Cowboys Tailgate Party benefitting the North Texas Food Bank.
- 2011 participated in Super Bowl XLV youth football clinic.
- Annual Holiday Hospital Visits.
- Salvation Army Angel Tree Program.
- Kickoff Luncheon and Dallas Cowboys Family Cookbook benefitting Happy Hill Farm.
- Make-A-Wish Foundation of North Texas.

COSTA'S NFL TOTALS

GAMES/STARTS (regular season, playoffs): 2010 (4/1 - Dal.)

KENWIN CUMMINGS

54 • Linebacker

6-3 • 247 • 7/23/86

Wingate • FA for '10

NFL: 3rd Year • Cowboys: 2nd Year

Games/Starts: 2010-5/0; Career-5/0

Postseason: 2010-0/0; Career-1/0



PRO: The Dallas Cowboys added a linebacker with 3-4 experience when Kenwin Cummings signed to the roster late in the 2010 season. Originally signed by the New York Jets as an undrafted free agent out of Wingate in 2008, Cummings saw time on both the active roster and practice squad while with the Jets, playing in four games, including one playoff game in his career. He was a member of the Jets practice squad when the Cowboys added him to their active roster on December 8, 2010.

TRANSACTION SUMMARY:

12/8/10: Signed with Dallas.

10/22/10: Released by the N.Y. Jets and signed to their practice squad (10/26).

11/16/09: Signed to the N.Y. Jets active roster.

9/5/09: Released by the N.Y. Jets and signed to their practice squad (9/7).

9/15/08: Signed to the N.Y. Jets practice squad and signed to their active roster (12/30).

5/2/08: Signed with the N.Y. Jets as a rookie free agent and released (9/11).

2010 (N.Y. Jets/Dallas):

- Played in two games with Dallas and recorded one special teams tackle.
- Saw action in three games with the Jets but did not record any statistics.
- Was active against New England (9/19), at Buffalo (10/3) and at Denver (10/17).
- Released by New York on Oct. 22.
- Added to the Jets practice squad on Oct. 26.
- Signed off the Jets practice squad to the Cowboys active roster on Dec. 8.
- Recorded one special teams tackle at Philadelphia (1/2/11).

2009 (N.Y. Jets):

- Was released by the Jets on Sept. 5 during final cuts after training camp but signed with the club's practice squad on Sept. 7.
- Signed to the Jets active roster on Nov. 16 but did not play in the seven remaining games of the regular season.
- Made his NFL debut on the opening kickoff of the team's Wild Card Game at Cincinnati (1/9/10) and played on special teams in the game.

2008 (N.Y. Jets):

- Signed as a rookie free agent on May 2.
- Made the 53-man roster out of training camp and was declared inactive for the opener at Miami (9/7).
- Waived by the Jets on Sept. 10 and signed to their practice squad (9/15) where he remained the rest of season.

COLLEGE:

- Received *Don Hansen's Football Gazette* NCAA Division II All-America second-team honors following the conclusion of his collegiate career at Wingate.
- Recorded 71 tackles his senior season (fifth on the Wingate charts).
- Recorded 66 tackles (24 solo, 42 assists), 9.0 sacks, 17.5 tackles-for-loss, three forced fumbles and 15 hurries as a junior.
- Earned first team All-America honors in 2005 and 2006.
- Named *Don Hansen's Football Gazette* All-America first team in 2005.

PERSONAL:

- Named the 2004 Athlete of the Year at Purnell Swett High School in Pembroke, NC.
- Attended the Project Hope Visit at Times Square Church in 2008.

COMMUNITY:

- Participated in Jets Taste of the NFL event in 2008 dedicated to fighting hunger throughout the New York metropolitan area.

CUMMING'S NFL TOTALS

Year Team	GP-GS	DEFENSE						INTERCEPTIONS				FUMBLES REC								
		ST	AT	TT	Sks-Yds	Tkl/Ls	QB Prs	PBU	FF	No	Yds	Avg	Lg	TD	No	Yds	Avg	Lg	TD	
2010 N.Y. Jets	3-0	0	0	-	0	0.0(0)	0(0)	0	0	0	0	0	0	0	0	0	0	0	0	0
Dallas	2-0	0	0	-	0	0.0(0)	0(0)	0	0	0	0	0	0	0	0	0	0	0	0	0
Totals	5-0	0	0	-	0	0.0(0)	0(0)	0	0	0	0	0	0	0	0	0	0	0	0	0
Playoffs																				
2009 N.Y. Jets	1-0	0	0	-	0	0.0(0)	0(0)	0	0	0	0	0	0	0	0	0	0	0	0	0

ADDITIONAL STATISTICS

Special Teams Tackles - 2010 (1-0-1).

STAFF
KENWIN CUMMINGS
2010 SEASON
RECORDS
PLAYOFF RECORDS
HISTORY
SIDELINES

DOUG FREE

68 • Tackle

6-6 • 320 • 1/6/84

Northern Illinois • D4b for '07 (122nd overall)

NFL: 4th Year • Cowboys: 4th Year

Games/Starts: 2010-16/16; Career-33/23

Postseason: 2010-0/0; Career-2/0



PRO: The Cowboys drafted Doug Free in the fourth round (122nd overall) of the 2007 NFL Draft with the hopes of him developing into a key player on the offensive line. He spent the first three seasons of his career learning from some of the best in the NFL, including 12-year veteran Flozell Adams and former first round draft picks Marc Colombo and Leonard Davis. The 2010 season was a welcomed change for Free, and a surprise outcome for the Cowboys, as he became the club's starting left tackle following the release of Adams in the offseason. After consistency and dependability at the position for the better part of 12 years, Free stepped up to the challenge and was one of the top performers on the offense through the season, displaying the same consistency and dependability the club has expected from its blind-side protector. After starting seven games at right tackle in 2009 in place of an injured Colombo, Free started all 16 games at left tackle in 2010. With his four-year contract signed prior to the 2011 season, Free should be entrenched as one of the club's tackles for many years to come.

TRANSACTION SUMMARY:

7/29/11: Signed a four-year contract extension.

4/29/07: Drafted in the fourth round (122nd overall) by Dallas.

2010:

- Started 16 games for the first time in his career, manning the left tackle position.
- Made his first career start at left tackle in the season opener at Washington (9/12) and helped the team gain 380 total yards while controlling the clock for 34:03.
- In the home opener against Chicago (9/19), was part of an offense that racked up 410 yards - 374 through the air - and did not allow a sack on 51 attempts.
- In the win at Houston (9/26), the offense churned out 385 yards with three touchdowns. The unit gained 21 first downs, averaged 6.8 yards-per-play and did not yield a sack for the second straight week.
- Against Tennessee (10/10) the offense posted 511 yards to mark the team's first 500-yard game since racking up 502 against St. Louis (9/30/07). It was the most yards gained by Dallas since the club had 541 in an overtime win at Washington (9/12/99) and it was the most in a non-overtime game since going for 513 against Minnesota (11/26/98).
- The Titans managed a season-high six sacks, but the line blocked for Tony Romo's career-high 406 yards and Felix Jones topped 100 yards to mark the first time in team history a passer threw for 400 yards and a rusher topped 100.
- Was part of an offensive line against the N.Y. Giants (10/25) that had to adjust with three losses (Romo, fractured clavicle, Kyle Kosier, ankle, and Montrae Holland, groin). The line then allowed three sacks of Jon Kitna on 33 attempts as the quarterback threw for 187 yards and two touchdowns in the loss.
- Helped the offense gain 415 yards with 379 through the air by Kitna - the club's new starting quarterback - against Jacksonville (10/31).
- In Jason Garrett's first win as the interim head coach, the line protected Kitna for 327 yards and three touchdowns with one interception on 13-of-22 passing at the N.Y. Giants (11/14).
- In the home win against Detroit (11/21), Dallas running backs rushed for 134 yards as the offense racked up four touchdowns.
- On Thanksgiving Day against New Orleans (11/25), the line helped the offense gain 457 yards, including 144 on the ground, with three rushing touchdowns - the team's first three-rushing touchdown performance since the Cowboys Stadium opener against the N.Y. Giants (9/20/09).
- Dallas gained a season-high 217 rushing yards - the most since Sept. 20, 2009 - as Kitna completed 18-of-26 passes for 167 yards and a touchdown in the overtime win at Indianapolis (12/5).
- Against Philadelphia (12/12) aided an offense that gained 349 yards with 22 first downs while giving up just one sack on 35 attempts.
- Helped rack up 434 yards while controlling the clock for 35:21 in the win against Washington (12/19).
- On Christmas night at Arizona (12/25), the offense converted 24 first downs and notched 382 yards despite Stephen McGee seeing his first career action at quarterback with the loss of Kitna (abdominal) through the second half.
- In the season-ending win at Philadelphia (1/2/11), offense protected McGee, who made the first start of his career, to complete 11-of-27 passes for 127 yards and a touchdown.

2009:

- Earned the first seven starts of his career, filling in at right tackle in place of Colombo, while seeing time in all 16 games.
- The Cowboys finished second in the NFL (second in the NFC) in total offense, averaging 399.4 yards-per-game.
- Dallas' passing game finished sixth in the NFL (second in the NFC) with 267.9 yards-per-game.
- The rushing offense ranked seventh in the NFL (third in the NFC), gaining 2,103 yards on the season, 131.4 yards-per-game.
- Dallas gained 6,390 total yards of offense to mark the most in a season in team history and the first 6,000-plus yard season in team history.
- Played only on special teams in the season opener at Tampa Bay (9/13).

- Against Atlanta (10/25) played on special teams and relieved Adams in the fourth quarter at left tackle.
- Filled in at right tackle when Colombo suffered a broken left fibula and high ankle sprain on the second offensive series of the game at Green Bay (11/15). The line was still able to help Romo complete 24 passes for 251 yards with one touchdown and one interception while allowing five sacks.
- Earned his first career start against Washington (11/22) as the line allowed only one sack of Romo on 27 passing attempts as he threw for 158 yards and the running game was able to grind out 153 yards.
- The offense amassed 494 yards of total offense (195 rushing, 309 passing) against Oakland (11/26) for the fifth 400-yard game of the season, which tied the second-highest figure in a season in club history. The offense had 10 plays of 20-or-more yards and had eight plays of 25-or-more yards.
- The line allowed only two sacks of Romo at the N.Y. Giants (12/6) as he established career-bests in attempts (55) - second in team history - completions (41) - team record - and passing yards (392) for a completion percentage of 74.5 with three touchdowns. The team totaled 424 yards of offense, the sixth game of the season with 400-or-more yards, to the most games of 400-or-more yards in a season in club history (1979, 1981, 1983 and 2007).
- The offensive line helped rack up 439 total yards at previously undefeated New Orleans (12/19). It was the seventh game of 400-or-more yards this season, the most in a season in club history. The team had 195 yards of total offense in the first quarter and 156 passing yards as they jumped out to an early 14-0 lead on the Saints. The offense scored touchdowns on its first two possessions for the first time since against Seattle (11/27/08). The line also paved the way for rushers to gain 145 yards on the ground, including two touchdowns by Marion Barber.
- In the playoff-clinching win at Washington (12/27), the line allowed time for Romo to complete 25-of-38 passes for 286 yards with one touchdown and one interception. The offense totaled 393 yards giving them 5,916 through 15 games for the most in team history through 15 games. The line also controlled the clock for 35:02 as the team converted seven-of-13 on third down.
- Helped the club win its 17th NFC East Division title while paving the way for 179 rushing yards and 311 passing yards for 474 total yards of offense - upping their single-season club high of 400-yard games to eight - against Philadelphia (1/3/10). The offense gained 6,390 total yards on the season to establish a single-season club record and mark the first time the club has topped 6,000 yards in a season.
- Colombo returned to the starting line-up against Philadelphia (1/9/10) in the NFC Wild Card Game, but Free made his postseason debut on special teams.
- Took over for an injured Adams in the second quarter at Minnesota (1/17/10), and allowed time for Romo to complete 22-of-35 for 198 yards with one interception with six sacks - tying the third-most in a playoff game in club history. Blocked for a running game that gained 92 yards on 25 attempts.

2008:

- Played in all four preseason games, earning the starting nod in the final game at left tackle.
- Was inactive the first 13 weeks of the season and was active but did not play against the N.Y. Giants (12/14).
- Was again active but did not play against Baltimore (12/20) and at Philadelphia (12/28).

2007:

- Started at left tackle for Adams in the first preseason game against the Colts.
- Suffered a knee sprain during the Indianapolis game and missed the rest of the preseason rehabbing.
- Inactive for the first 15 games of the season.
- Made his NFL debut at Washington (12/30) at right tackle during the fourth quarter.
- Was inactive in the Divisional Playoff Game against the N.Y. Giants (1/13/08).

COLLEGE:

- Started all 49 games at Northern Illinois and was a semifinalist for the Draddy Award - which recognizes academic success, football performance, and exemplary community service.
- Earned first-team All-Mid American Conference and Academic All-MAC honors as a senior, was a member of the Outland Trophy and Lombardi Award Watch List.
- Started 13 games for the Huskies, helping them go 7-6 and play in the Poinsettia Bowl against Texas Christian as a senior.
- Started 12 games at left tackle and earned first-team All-Mid American Conference honors. Helped the team gain 206.7 rushing yards-per-game, which ranked 16th in the nation, and 441.1 total yards-per-game.
- Was also nominated for MAC All-Academic honors and CoSIDA District V All-Academic honors after earning a 3.24 grade point average in industrial technology.
- Earned Sophomore All-American third-team honors from *College Sports Report* and was named second-team All-Mid American Conference by the league's coaches.
- Started 12 games at left tackle, helping the team gain 438.8 total yards-per-game. Played a season-high 99 snaps against Eastern Michigan.
- Following his redshirt season, was named to the Freshman All-American third-team by *The Sporting News*. Started all 12 games, the first two at right tackle, the next nine at left tackle, and the last at tight end.

PERSONAL:

- Lettered three times in football at Lincoln High School in Manitowoc, Wis., where he was an honor student.
- Was a team captain as a senior and was named defensive lineman of the year. Also earned first-team All-Fox Valley Conference honors on offense and defense, first-team *Herald Times Reporter* all-area honors, and *Milwaukee Journal Sentinel* all-state honors.
- As a defensive tackle in 2002, led the team to a 7-3 record and a playoff berth, recording 64 tackles, 8.0 sacks, seven blocked kicks, six forced fumbles, five pass deflections, and two fumble recoveries.
- Also had six receptions for 141 yards and a touchdown as a tight end.

COMMUNITY:

- 2007 Dallas Cowboys Rookie Club.
- 2008 Poker for Pets for SPCA of Texas.
- 2009 Dallas Cowboys Komen Race For the Cure Corporate Race Team.
- 2009 Chopsticks for Cowboys benefitting the Rich Behm Family Trust.
- 2010 Dairy Max / Fuel Up to Play 60 Event.
- Annual team Holiday Hospital Visits.
- Salvation Army Angel Tree Christmas Program.
- Kickoff Luncheon and Dallas Cowboys Family Cookbook benefitting Happy Hill Farm.
- Make-A-Wish Foundation of North Texas.

FREE'S COWBOYS TOTALS

Games/Starts (regular season/playoffs): 2007 (1/0, 0/0), 2008 (0/0), 2009 (16/7, 2/0), 2010 (16/16). Total: 33/23, 2/0.

CHRIS GRONKOWSKI

44 • Fullback


6-2 • 246 • 12/26/86

Arizona • FA for '10

NFL: 2nd Year • Cowboys: 2nd Year

Games/Starts: 2010-14/8; Career-14/7

Postseason: 2010-0/0; Career-0/0



PRO: Chris Gronkowski signed with Dallas as a rookie free agent following the 2010 NFL Draft. His work through the preseason allowed him to earn a spot on the active roster as one-of-four rookie free agents to make the squad out of training camp. Through his rookie season, Gronkowski started seven of the 14 games he played, beginning the season as a reserve fullback and earning the top spot as the lead blocker three weeks into the season following the release of Deon Anderson.

TRANSACTION SUMMARY:

4/30/10: Signed with Dallas as a rookie free agent.

2010:

- Started seven of the 14 games he played and finished with five rushes for 17 yards, seven catches for 35 yards and a touchdown and two kickoff returns for 23 yards.
- Made his NFL debut in the season opener at Washington (9/12) and had his first career rush for eight yards.
- Earned his first career NFL start in place of Deon Anderson (knee) against Chicago (9/19) and logged his first career touchdown on a one-yard pass from Tony Romo. Dez Bryant also had his first career touchdown to mark the first time two Dallas rookies scored in a game since Julius Jones and Terrance Copper both scored at Seattle (12/6/04).
- Added a carry for no gain, two catches for 10 yards and a kickoff return for 10 yards on a squib kick at Minnesota (10/17).
- Started once again at the N.Y. Giants (11/14) - Jason Garrett's first win as the interim head coach - and helped block for 103 rushing yards.
- On Thanksgiving Day against New Orleans (11/25), blocked for a running game that racked up 144 yards and scored three touchdowns.
- Helped block for a season-high 217 rushing yards in the overtime win at Indianapolis (12/5).
- Added a kickoff return for 13 yards against Philadelphia (12/12), then a catch for 12 yards against Washington (12/19).
- Helped block for a running game that averaged 5.0 yards-per-carry (76 runs for 183 yards) on Christmas night at Arizona (12/25).
- Had a season-high three carries for nine yards in the season-ending win at Philadelphia (1/2/11).

COLLEGE:

- Started 15-of-26 games played in two seasons (2008-09) at Arizona after transferring from Maryland.
- Totaled 12 receptions for 218 yards (18.2 avg.) with three touchdowns and two rushes for one yard while primarily serving as a backfield blocking specialist at h-back for the Wildcat offense.
- As a senior, started seven-of-13 games played to haul in four passes for 20 yards with a long catch of 16 yards while also rushing two times for one yard.
- In 2009 helped the Arizona offense gain 2,250 yards on the ground with 19 touchdowns while allowing Wildcat rushers to average 4.8 yards-per-carry.
- As a junior, started seven games to earn second-team All-Pac-10 Academic Football Team selection.
- Finished with eight receptions for 198 yards to lead the team at 24.8 yards-per-grab, along with three touchdowns and a long catch of 37 yards.
- Joined the Arizona football team after the 2007 fall camp and a year (2006) as a reserve baseball prospect.
- Played linebacker in his first season at Arizona in 2007 but did not record any statistics.
- Redshirted as a true freshman fullback in 2005 at Maryland, before transferring to Arizona.

PERSONAL:

- A three-year letterwinner at Williamsville, N.Y., North High School.
- Averaged 6.2 yards-per-carry his senior year while posting 453 receiving yards and making 82 tackles on defense, forcing four fumbles and recording a pair of defensive touchdowns.
- An all-league and second team All-Western New York pick.
- Also lettered three years in baseball.
- Majored in accounting at Arizona.
- Third of five brothers, two of which were NFL draft picks - Dan, tight end, drafted by the Detroit Lions in the 2009 NFL Draft (seventh round, 255th overall) and Rob, who played with him at Arizona as a tight end, by the New England Patriots (second round, 42nd overall) in the 2010 NFL Draft.

COMMUNITY:

- 2010 Dallas Cowboys Rookie Club.
- 2011 Taste of the NFL: The Ultimate Cowboys Tailgate Party benefitting the North Texas Food Bank.
- 2011 participated in Super Bowl XLV youth football clinics and NFL Charities Bowling Classic.
- Annual Holiday Hospital Visits.
- Salvation Army Angel Tree Program.
- Kickoff Luncheon and Dallas Cowboys Family Cookbook benefitting Happy Hill Farm.
- Make-A-Wish Foundation of North Texas.

GRONKOWSKI'S COWBOYS TOTALS

Year Team	GP-GS	RUSHING					RECEIVING				
		No	Yds	Avg	Long	TD	No	Yds	Avg	Long	TD
2010 Dallas.....	14-7	5	17	3.4	8	0	7	35	5.0	12	1

ADDITIONAL STATISTICS
 Kickoff Returns – 2010 (2 for 23).

ANDRE GURODE (jer-ODD)

65 • Center

6-4 • 334 • 3/6/79

Colorado • D2a for '02 (37th overall)

NFL: 10th Year • Cowboys: 10th Year

Games/Starts: 2010-16/16; Career-138/122

Postseason: 2010-0/0; Career-5/5



PRO BOWLS



PRO: After an outstanding career at Colorado, Andre Gurode was selected by the Dallas Cowboys in the second round (37th overall) of the 2002 NFL Draft. He has started 122-of-138 games at center and guard, and he hit his stride in 2006, when he started every game and made his first career Pro Bowl as a center. He duplicated that feat in both 2007 and 2008 and earned the starting nod for the NFC team - joining Flozell Adams and Leonard Davis as Pro Bowl nominees for the NFC. Both he and Davis started every game in 2009 as they each earned another Pro Bowl berth. Following the 2010 season, Gurode once again earned the starting nod at the Pro Bowl, his fifth consecutive and fourth as a starter, marking the most Pro Bowl selections by a center in club history. As a rookie in 2002, Gurode made six starts at center, and then had 39 starts at right guard over the next 56 games, including the postseason. From 2002 to 2004, he made 42 regular season starts, the second-most by a Dallas offensive lineman over that span. Since the start of the 2006 season he has been a fixture as one of the top centers in the NFL and has missed two games since the 2005 season.

TRANSACTION SUMMARY:

2/20/07: Re-negotiated contract signed through 2012 with Dallas.

3/11/06: Signed a one-year contract with Dallas.

4/20/02: Drafted in the second round (37th overall) by Dallas.

2010:

- Started all 16 games at center earning his fifth consecutive Pro Bowl, his fourth as a starter. He has been selected to more Pro Bowls than any other center in club history.
- The Dallas offense amassed 5,828 yards for the seventh-highest yardage output in franchise history. The club's 4,042 passing yards were the third-most in club history.
- Helped the offense gain 410 total yards with 374 passing yards while not allowing a sack in 51 pass attempts against Chicago (9/19). The passing yards and attempts were the second-most in Romo's career, while his 34 completions were good for third-most.
- Helped the offense rack up 511 yards of total offense against Tennessee (10/10), its first 500-yard game since going for 502 against St. Louis (9/30/07). It was the most yards by a Dallas team since the club had 541 yards in an overtime win at Washington (9/12/99) and it was the most in a non-overtime game since going for 513 against Minnesota (11/26/98). The line allowed a season-high six sacks, but blocked for both a 400-yard passer (Romo, 406) and 100-yard rusher (Jones, 109) in the game to mark the first time in club history that Dallas had a 400-yard passer along with a 100-yard rusher.
- The offensive line had to adjust against the N.Y. Giants (10/25) with the loss of Romo (fractured clavicle) in the second quarter, as well as re-shuffle at left guard with Kyle Kosier (ankle) and Montrae Holland (groin) and rookie Phil Costa seeing the first extended action of his career. The line did not allow a sack of Romo, but allowed three sacks of Jon Kitna in 33 pass attempts as he threw for 187 yards and two touchdowns.
- Blocked for a running game that gained 134 rushing yards and 265 total yards against Detroit (11/21). The offense scored four touchdowns and picked up 19 first downs while converting six-of-11 on third downs.
- Helped the offense gain 457 total yards as the unit garnered 144 rushing yards with three rushing touchdowns - the first three rushing touchdown game since the Cowboys Stadium opener against the N.Y. Giants (9/20/09) - and 313 passing yards against New Orleans (11/25).

- Offense racked up 217 rushing yards at Indianapolis (12/5), the most of the season and the most since the 251 compiled against the N.Y. Giants (9/20/09). Allowed time for Kitna to complete 18-of-26 passes for 167 yards with one touchdown while allowing two sacks. Also controlled the clock for a season-best 40:00.
- Club finished with 434 total yards against Washington (12/19), the third-most yards in a game this season (511 vs. Tennessee, 10/10/10 and 457 vs. New Orleans, 11/25/10) and the sixth time the club racked up 400-or-more yards in a game in 2010. The offense also controlled the ball for 35:21 – the second-highest time of possession total in a non-overtime game this season (36:44 against Tennessee, 10/10/10).
- Offense blocked for its third starting quarterback - Stephen McGee - of the season at Philadelphia (1/2/11) and managed 272 yards with 14 first downs as the group put together a nine-play 54-yard game-winning touchdown drive in the fourth quarter.

2009:

- Started all 16 games at center and earned his fourth consecutive Pro Bowl berth joining fellow offensive lineman Davis.
- The Cowboys finished second in the NFL and NFC in total offense, averaging 399.4 yards-per-game.
- Dallas' passing game finished sixth in the NFL (second in the NFC) with 267.9 yards-per-game.
- The rushing offense ranked seventh in the NFL (third in the NFC), gaining 2,103 yards on the season, 131.4 yards-per-game.
- Dallas gained 6,390 total yards of offense, the first 6,000-plus yard season in team history.
- Offensive line returned all five starters from 2008 in the season opener at Tampa Bay (9/13) to help the Cowboys churn out 8.9 yards-per-play for 462 total yards. Line allowed time for Romo to complete 16-of-27 passes for 353 yards and three touchdowns - all over 40-yards - and one for a career-long 80 yards to Patrick Crayton, while allowing just one sack.
- Helped clear the way for 251 rushing yards against the N.Y. Giants (9/20) as the ground game averaged 8.7 yards-per-carry, the highest rushing yard average for any game dating back to the 1970 season. The 251 rushing yards was the most for the club since rushing for 271 yards at Philadelphia (10/31/93).
- Blocked for back-to-back 200-plus yard rushing games for the first time since 1979 (at Minnesota, 10/7 and against Los Angeles, 10/14) and sixth time in team history as the team amassed 212 rushing yards against Carolina (9/28).
- The line helped the club gain a season-high 498 total net yards on 61 plays at Kansas City (10/11). Also allowed time for Romo to complete 20-of-34 passes for 351 yards - then the second-highest of his career - and two touchdowns, while giving up just one sack. On the ground, Cowboys runners gained 150 yards on 26 carries (5.8 avg.) with one score.
- Against Atlanta (10/25) the line once again provided Romo with time to pass for 300-plus yards (311) while completing 72.4% of his passes (21-of-29) for three touchdowns with a season-best 141.6 quarterback rating. Also helped the running game eclipse 100 rushing yards (115) for the fifth game this year.
- The offense amassed 358 total yards with 282 through the air as Romo completed 21-of-34 passes with one touchdown and one interception at Philadelphia (11/8) as the team won its fourth consecutive game - the club's longest winning streak since seven straight in 2007.
- The line re-shuffled when Marc Colombo suffered a broken left fibula and high ankle sprain on the second offensive series at Green Bay (11/15). With Doug Free taking over, the line helped Romo complete 24 passes for 251 yards with one touchdown and one interception while allowing five sacks.
- Free took over as starting right tackle against Washington (11/22), and the line allowed only one sack of Romo on 27 passing attempts as he threw for 158 yards and the running game tallied 153 yards.
- The offense amassed 494 yards of total offense (195 rushing, 309 passing) against Oakland (11/26) to mark the fifth time to reach 400 yards in a season, which tied the second-highest figure in a season in club history. The offense had 10 plays of 20-or-more yards and had eight plays of 25-or-more yards.
- The line allowed only two sacks of Romo at the N.Y. Giants (12/6), as he established career-bests in attempts (55 - second in team history), completions (41 - team record) and passing yards (392) for a completion percentage of 74.5 with three touchdowns. The team totaled 424 yards of offense, the sixth game of the season with 400-or-more yards, which tied the most games of 400-or-more yards in a season in club history (1979, 1981, 1983 and 2007).
- The offensive line helped the offense rack up 439 total yards at previously undefeated New Orleans (12/19), the seventh game of 400-or-more yards this season, the most in a season in club history. The team had 195 yards of total offense in the first quarter and 156 passing yards as they jumped out to an early 14-0. The offense scored touchdowns on its first two possessions for the first time since against Seattle (11/27/08). The line also paved the way for Cowboys running backs to gain 145 yards on the ground, including two rushing touchdowns by Marion Barber.
- In the playoff clinching win at Washington (12/27), the line allowed time for Romo to complete 25-of-38 passes for 286 yards with one touchdown and one interception. The offense totaled 393 yards giving them 5,916 through 15 games for the most in team history through 15 games. The line also controlled the clock for 35:02 as the team converted seven-of-13 third downs.
- Helped the club win its 17th NFC East Division title while paving the way for 179 rushing yards and 311 passing yards for 474 total yards of offense - upping its single-season club high of 400-yard games to eight against Philadelphia (1/3/10). The offense gained 6,390 total yards, the first time the club has topped 6,000 yards in a season.
- Colombo returned to the starting line-up against Philadelphia (1/9/10) in the NFC Wild Card Game, as the Dallas offense racked up 27 points in the second quarter for the most points in a single quarter in team playoff history while gaining 426 of total offense for the seventh-most in a playoff game in club history. The line also blocked for 198 rushing yards with two rushing touchdowns while controlling the clock for 39:34 and converting nine-of-16 third downs.
- As part of the offensive line at Minnesota (1/17/10), allowed time for Romo to complete 22-of-35 for 198 yards with one interception with six sacks - tying the third-most in a playoff game in club history. Also blocked for a running game that gained 92 yards on 25 attempts.

2008:

- Earned his third consecutive Pro Bowl berth in 2008 as he started all 16 games at center for Dallas. Fellow offensive linemen Flozell Adams and Davis also earned Pro Bowl nominations.

- Dallas' passing game finished ninth in the NFL (fifth in the NFC) with 236.8 yards-per-game.
- The rushing offense ranked 21st in the NFL (ninth in the NFC), gaining 1,723 yards on the season, 107.7 yards-per-game.
- With an average of 344.5 yards-per-game of total offense, the Cowboys finished the season 13th in the NFL (eighth in the NFC).
- In the win at Cleveland (9/7), the offensive line did not allow a sack as the offense rolled up 487 total yards - the highest yardage output on the road since 541 yards at Washington (9/12/99). The ground game picked up 167 yards with three touchdowns while Romo had time to complete 24-of-32 passes for 320 yards with one touchdown and one interception.
- Allowed time for Romo to throw for 312 yards to mark back-to-back 300-yard passing games in the home-opening win against Philadelphia (9/15). Also did not allow a sack for the second consecutive week.
- Provided holes for a running game that finished with 217 total yards on 35 carries at Green Bay (9/21) - the most team rushing yards since 217 on 41 carries at Tennessee (10/1/06). Barber finished with a career-high 142 rushing yards.
- The line did not allow a sack in 47 passing attempts against Washington (9/28) as Romo threw for 300 yards - his 13th career 300-yard passing game, tying him with Troy Aikman for the most in club history.
- In the overtime loss at Arizona (10/12), the line allowed time for Romo to throw for 300 yards for the 14th time of his career - the most by a quarterback in team history.
- The offensive line blocked for the second 100-yard rusher of the season as Barber picked up 100 yards on 18 carries for a 5.6 average and one score at St. Louis (10/19). The passing game - led by Brad Johnson - gained 217 yards on 17-of-34 passing with one touchdown and three interceptions.
- In a defensive battle against Tampa Bay (10/26), the offense only managed 172 total yards but was able to come away with a victory with no turnovers. The 172 total yards were the least amount gained in a win in team history. The club snapped a streak of 21 consecutive games with a turnover.
- In Romo's first game back at Washington (11/16), the line did not allow a sack in 27 passing attempts and also blocked for Barber, who gained 114 rushing yards on 24 attempts and completely dominated the last six minutes of the game, allowing the Cowboys to run out the clock and seal the win.
- Romo threw for a season-high 341 yards in the win against San Francisco (11/23) marking his fifth 300-yard passing game of the season - on 23-of-39 passes.
- The offense scored on its first four possessions en route to a 34-9 victory against Seattle (11/27). The line did not give up a sack and allowed time for Romo to throw for 331 yards - the third-most yards by a Cowboy on Thanksgiving Day and his sixth 300-yard game of the season.
- Helped block for rookie running back Tashard Choice, who finished with 88 rushing yards on 23 carries at Pittsburgh (12/7) - the highest individual rushing total against the Steelers all season.
- Against Baltimore (12/20) in the final game at Texas Stadium, the line protected Romo as he threw for 252 yards on 24-of-45 passing with two touchdowns and two interceptions while allowing only two sacks. They also created holes for Choice, who finished with 17 carries for 90 yards and a touchdown.

2007:

- Named a starter for the NFC Pro Bowl squad - his second Pro Bowl selection in as many years. Was one of 13 Cowboys selected - setting a team and NFL record.
- Was also the All-Pro center as selected by *The Sporting News*.
- Played a key role in one of the most prolific offensive seasons in club history, while helping the team to a club-record tying 13 victories and the first NFC East title for Dallas since 1998.
- The Dallas offense finished the 2007 season second in the NFL in scoring (first in the NFC) with an average of 28.4 points-per-game. The 455 points scored marked the second-most in club history behind only the 1983 team (479 points).
- With an average of 365.7 yards-per-game, the Cowboys were third in the NFL (second in the NFC) in total offense.
- Dallas ranked fourth in the NFL (third in the NFC) in passing with an average of 256.6 yards-per-game.
- In the win over the N.Y. Giants (9/9), the line allowed just one sack on 24 pass plays and the running game picked up 142 yards and a touchdown on 30 carries (4.7 avg.). The offense scored six touchdowns - which tied for the fourth in club history in a season opener as they racked up 478 total yards - the most in a non-overtime game since 1996.
- At Chicago (9/23) helped put up 431 total yards as the Cowboys produced a 100-yard rusher (Barber), 100-yard receiver (Terrell Owens) and a 300-yard passer (Romo) for the first time in a game since an overtime win at Washington (9/12/99).
- In the win over St. Louis (9/30), the line allowed just one sack as Romo completed 21-of-33 passes for 339 yards. The running game gained 171 yards as the offense racked up 502 total yards for the first 500-yard outing since the Washington overtime win (9/12/99).
- Against Minnesota (10/21) helped give Romo time to complete 28-of-32 first half passes and 31 completions in the game for a single-game career-high.
- In the win over Washington (11/18), the offense allowed only one sack on 32 pass attempts with Romo completing 22 passes for 293 yards and four touchdowns. It was the first time in team history a quarterback threw four touchdowns in back-to-back weeks.
- In the Thanksgiving Day win over the N.Y. Jets (11/22), helped provide holes for the second 100-yard rusher of the season - Barber (103) - as the running game picked up a season-high 174 yards.
- Against Green Bay (11/29) the line did not allow a sack for the third time in 2007 as Romo completed 19-of-30 passes for 309 yards and four touchdowns. With 414 yards of total offense, the club eclipsed 400 yards for the fifth time this season and Romo had his sixth 300-yard passing game of the year.
- At Detroit (12/9) the offense racked up 368 total yards as Romo compiled his seventh 300-yard game of the season - and a 110.4 passer rating - his seventh consecutive game with a passer rating above 100.0.
- In the playoff loss to the N.Y. Giants (1/13/08), the line led a season-long 20-play, 90-yard drive for a touchdown in the second quarter that took 10:28, marking the longest time of possession on any drive in 2007. The line also provided holes for Barber - who finished with a career-high 129 yards on 27 carries (4.8 avg.).

2006:

- Was the starting center for 16 regular season games and made the Pro Bowl as a replacement player when Chicago's Olin Kreutz pulled out with an injury.
- Became the fourth center in club history to make the Pro Bowl, joining Dave Manders (one Pro Bowl), Mark Stepnoski (three) and Ray Donaldson (two).
- Played a prominent role in one of the Cowboys most productive and efficient offensive seasons. The offense scored 425 points, fourth in the NFL and the most by the Cowboys since 1995.
- Dallas was second in the NFL with 48.8 percent third down efficiency, the club's highest rating in that category since 1980.
- Dallas also averaged 360.8 total yards-per-game, fifth in the NFL in 2006 and the most by the Cowboys since 1995.
- The Cowboys also had two 1,000-yard receivers (Owens and Terry Glenn) and a 1,000-yard rusher (Julius Jones) in the same season for the second time in team history.
- In the season opener at Jacksonville (9/10), started at center for the first time since Oct. 27, 2002.
- In the win at Tennessee (10/1), helped Dallas rush for 217 yards and three touchdowns, the team's most rushing yards in a game since December 14, 2003, when it had 222 yards. The Cowboys also passed for 179 yards and two touchdowns without yielding a sack.
- Midway through the third quarter of the Titans game, suffered several facial lacerations when Titans defensive tackle Albert Haynesworth stepped on him. Gurode did not return and received several stitches to repair the cuts.
- Returned to the lineup the following week at Philadelphia (10/8), and for the second straight week, the line helped Jones rush for 100 yards.
- At Carolina (10/29) Romo was sacked just twice in 38 pass plays in his first NFL start. He also threw for 270 yards. The Cowboys rushed for 156 yards (4.1 yards-per-carry) and controlled the clock for a season-best 38:16. They finished with 414 total yards, picked up 27 first downs, and scored 35 points.
- In the Thanksgiving Day victory over Tampa Bay (11/23), limited the Bucs to one sack on 30 pass plays and helped the offense gain a season-high 435 total yards - 306 passing and 137 rushing. Romo tied the club record with five passing touchdowns in the game.
- In the playoff clinching win at Atlanta (12/16), helped Dallas control the ball for 33:21, gain 352 yards, and score 31 offensive points.

2005:

- Played most of the season in a rotation with starting center Al Johnson, but an injury to Marco Rivera made him the starting right guard for the final two games.
- In the season-opening win at San Diego (9/11), played center in the third and early fourth quarter, including the third quarter touchdown drive.
- Rotated at center in the win at San Francisco (9/25), helping the Cowboys gain 443 total yards. Drew Bledsoe passed for 363 yards, at the time the eighth-most in club history.
- In the following week's loss at Oakland (10/2), took over at center in the second quarter and stayed in the lineup until the final drive of the game. Was on the field for all three Dallas scoring drives against the Raiders.
- Again rotated with Johnson in the win over Kansas City (12/11), helping Bledsoe pass for 332 yards and three touchdowns.
- At Washington (12/1) replaced Rivera at right guard on the final drive after Rivera suffered a strained neck.
- Made his first start of the season, in place of Rivera, at Carolina (12/24). Helped running back Jones rush for 194 yards, the fourth-best performance in club history.

2004:

- Started 13 of the 14 games he played at right guard, helping Vinny Testaverde throw for what was then the third-most yards in a season in club history (3,532).
- Sprained his left knee in the third quarter of the opener at Minnesota (9/12). Did not return to the game but helped the Cowboys finish with 423 total yards, their best showing since the 437 total yards (1/2/00).
- Missed the next two weeks and returned to the starting lineup in the home loss to the N.Y. Giants (10/10).
- In the win over Detroit (10/31), the line helped running back Eddie George rush for 99 yards, his top rushing total of the season.
- In the Thanksgiving Day win over Chicago (11/25), sprained his left knee on the second play of the game and did not return.
- Returned to the lineup in the Monday night win at Seattle (12/6), helping Jones rush for 198 yards, the third-best rushing day in club history and the second-best by a Dallas rookie.

2003:

- After making the switch from center to guard midway through the 2002 season, was the Cowboys starting right guard for nearly all of 2003.
- The team returned to the playoffs as a wild card for the first time since 1999.
- At the N.Y. Giants (9/15) was part of a line that gave Quincy Carter time to throw for a career-high 321 yards in a come-from-behind, overtime victory.
- Dallas rushed for 202 yards on 41 carries (4.9 yards-per-carry) at the N.Y. Jets (9/28).
- Against Arizona (10/5) sprained his ankle in the third quarter but helped the Cowboys gain 365 total yards and control the clock for 36:28.
- Against Washington (11/2) Dallas gained 400 total yards, including 208 rushing yards, and allowed only one sack in 34 pass plays.
- Did not start at Philadelphia (12/7), and only saw limited action on special teams.
- Returned to right guard at Washington (12/14), and despite straining his groin late in the third quarter, helped lead Troy Hambrick to 189 rushing yards, the then fourth-best rushing performance in club history.

2002:

- Became the first Cowboys rookie to start the season at center since Mark Stepanoski in 1989. In his NFL debut at Houston (9/8), helped the team rush for 155 yards.
- Suffered a sprained toe on his left foot in practice Oct. 2 that forced him to miss two games - against the N.Y. Giants (10/6) and Carolina (10/13).
- Returned to the lineup at Arizona (10/20) and helped Dallas rush for 148 yards.
- Was the starting center against Seattle (10/27) when Emmitt Smith broke Walter Payton's record for career rushing yards. Smith rushed for 109 yards, his first 100-yard rushing game of the season.
- Started at right guard at Detroit (11/3).
- Against Jacksonville (11/24) gave quarterback Chad Hutchinson time to throw for 301 yards, and the Cowboys rushed for 118 yards. Their 405 net yards was a season high. Helped limit Jaguars defensive tackles John Henderson and Marcus Stroud to two tackles and no sacks.
- Suffered a strained groin in the Thanksgiving Day win over Washington (11/28), and did not finish the game.
- Despite bruising his jaw in the second quarter against San Francisco (12/8), returned to action and helped hold the 49ers without a sack in 28 pass plays.

COLLEGE:

- As a senior at Colorado, earned All-America honors after starting every game at right guard. Was also a unanimous All-Big 12 selection.
- For his career, allowed just 7.5 sacks in 2,653 plays over three-plus years as a starter for the Buffaloes.
- Started his first two and a half seasons at center before moving to guard in the middle of his junior year.
- As a junior, earned All-Big 12 honors and the John Mack Award, which the coaches award to CU's most outstanding offensive player.
- Earned honorable mention All-Big 12 honors as a sophomore and helped the Buffaloes go 7-5 and defeat Boston College in the Insight.com Bowl.
- As a freshman, tore cartilage in his right knee in Week 2 and missed the next six games. Returned to start the final three regular season games and the 51-43 win over Oregon in the Aloha Bowl.

PERSONAL:

- Attended North Shore High School in Houston, Texas and was a PrepStar and SuperPrep All-America, and *USA Today* selected him as an honorable mention All-America as a senior.
- Was also named to the *Houston Chronicle* Top 100 List and made the *Austin American-Statesman* "Fab 55" team.
- Earned all-area honors as a senior and second-team honors as a junior. Was all-district and All-Greater Houston as a junior and senior, when he also was his team's most outstanding offensive lineman.
- Lettered three times in basketball and four times in track.
- Had personal bests of 186-0 in the discus and 54-1 in the shot put.
- As a junior in high school, won third place in a drafting competition for intermediate computer design.
- Earned a degree in ethnic studies at Colorado, where he was a member of the school's "Academic Starters" team.

COMMUNITY:

- 2002 Dallas Cowboys Rookie Club.
- Dallas Cowboys Early Thanksgiving Day Meal at The Salvation Army.
- Cowboys annual Let Us Play! Sports Camp for 150 underprivileged girls.
- Gurode and former Cowboy Torrin Tucker provided turkeys and all the fixings for 100 underserved individuals from South Dallas.
- Gurode is part of Lowbow Athletics - a youth foundation inspired to give young men a better education by playing basketball.
- 2008-10 Dallas Cowboys Draft Day/Fan Appreciation Party.
- 2008-09 and 2011 Taste of the NFL: The Ultimate Cowboys Tailgate Party for North Texas Food Bank.
- 2008 Dallas Cowboys Youth Fitness Zone dedication at the Salvation Army.
- 2009 Stars of Texas...Racing Against the Odds for American Diabetes Association.
- 2011 joined teammate Leonard Davis and volunteered to ring a bell for The Salvation Army Red Kettle Christmas Campaign.
- Annual team Holiday Hospital Visits.
- Salvation Army Angel Tree Christmas Program.
- Annual Dallas Cowboys Kickoff Luncheon and Cowboys family cookbook benefitting Happy Hill Farm.
- Involved in supporting breast cancer awareness.
- Make-A-Wish Foundation of North Texas.



MISSION: The Center of Attention Foundation, Inc. is dedicated to the advancement of underprivileged and at-risk youth through a safe, positive environment. Center of Attention is committed to educating and increasing awareness of key issues affecting youth, including initiatives to aid children that have been victims of abuse. Furthermore, The Center of Attention aims to provide support to community-based organizations, and give affected youth an opportunity to succeed. The Center of Attention is proud to partner with Promise House - an emergency shelter that provides transitional living and

assistance programs to underprivileged children. www.andregurodecoafoundation.org

GURODE'S COWBOYS TOTALS

GAMES/STARTS (regular season, playoffs): 2002 (14/14), 2003 (16/15, 1/1), 2004 (14/13), 2005 (16/2), 2006 (16/16, 1/1), 2007 (14/14, 1/1), 2008 (16/16), 2009 (16/16, 2/2), 2010 (16/16) **Total: 138/122, 5/5.**

MONTRAE HOLLAND

(MAHN-tray)

64 • Guard

6-2 • 340 • 5/21/80

Florida State • FA for '10

NFL: 9th Year • Cowboys: 4th Year

Games/Starts: 2010-14/2; Career-89/50

Postseason: 2010-0/0; Career-0/0



PRO: After Kyle Kosier went down with a foot injury in a 2008 preseason game against Houston, the Dallas Cowboys were looking for a lineman with experience to help provide depth at guard when they traded with the Denver Broncos for Montrae Holland on Aug. 28, 2008. He signed a two-year contract on May 3, 2010 after serving as a reserve lineman since arriving in Dallas. Holland spent 2007 with the Denver Broncos and started all 16 games for the first time in his career. Since his selection in the fourth round (102nd overall) of the 2003 NFL Draft by the New Orleans Saints, Holland has gone on to start 50 of the 89 games he has played in. He has also displayed the ability to play both right guard and left guard which will only help Dallas' depth on the line.

TRANSACTION SUMMARY:

5/3/10: Signed a two-year contract with Dallas as an unrestricted free agent.

8/28/08: Traded from Denver to Dallas.

3/5/07: Signed by Denver as an unrestricted free agent.

4/27/03: Drafted in the fourth round (102nd overall) by New Orleans.

2010:

- Played in 14 games with two starts.
- Started the season opener at Washington (9/12) in place of Kosier (knee).
- Filled in for Kosier (knee) at Houston (9/26) in the fourth quarter.
- Replaced Leonard Davis midway through the second quarter against Tennessee (10/10), but suffered a right eye contusion in the fourth quarter and did not return.
- At Minnesota (10/17) filled in at left guard for Kosier (ankle) in the second half.
- Made his second start of the season against the N.Y. Giants (10/25) at left guard in place of Kosier (ankle) but suffered a groin strain in the third quarter that forced him to miss the rest of the game.

2009:

- Was inactive all 16 regular season games and two postseason games.
- Played in all four games of the preseason, including one start in the final game at Minnesota (9/4).

2008 (Denver/Dallas):

- Began the preseason with the Denver Broncos before his trade to Dallas on Aug. 28.
- After his arrival in Dallas, was inactive for the first two games of the season then was active but did not play in the next two.
- Made his Dallas debut against Cincinnati (10/5) as a reserve left guard.
- Played one series at Arizona (10/12) before seeing time on special teams units at St. Louis (10/19) and against Tampa Bay (10/26).
- Spent most of his time on special teams but filled in on a few snaps for Davis, who left the game with a minor ankle injury, at the N.Y. Giants (11/2).
- Was inactive at Washington (11/16) and against San Francisco (11/23).
- Earned his first start as a Cowboy at left guard in place of Kosier on Thanksgiving Day against Seattle (11/27). Was a part of an offense that scored on each of its first four possessions en route to a 34-9 win. Also did not allow a sack as Romo had his sixth 300-yard game of the season.
- Paved the way for Tashard Choice to rack up 88 rushing yards - the highest individual rushing total against the Steelers (12/7) all season. Left the game in the second quarter with a right knee/ankle injury.
- Was inactive through the final three games of the season with the injury.

2007 (Denver):

- Started all 16 games for the first time in his career in his only season with Denver, opening every contest at right guard.
- Part of a Broncos offensive line that paved the way for the league's fifth-ranked offense in yards-per-rush (4.6 avg.) and ninth in rushing yardage (122.3 yards-per-game).
- Helped Denver become one-of-four clubs in the league with two 650-plus yard rushers (Selvin Young - 729, Travis Henry - 691).
- Started his Broncos debut and blocked for 171 rushing yards on 32 carries (5.3 avg.) at Buffalo (9/9).
- Part of an offensive line effort that cleared the way for a season-high 223 rushing yards on 36 carries (6.2 avg.) at Indianapolis (9/30).
- Helped the club total 215 rushing yards on 34 carries (6.3 avg.) against Kansas City (12/9).

2006 (New Orleans):

- Played in eight games as a reserve for the Saints in the regular season before being declared inactive for New Orleans' two playoff games.
- Dressed for the eight regular-season contests in which he did not play.

2005 (New Orleans):

- Played in 15 games with 10 starts for the Saints, seeing time as a starting right guard for seven games and left guard for three games.

- Also contributed on special teams during the first three games of the season before joining the starting lineup against Buffalo (10/2).
- Started at left guard in the last three games of the year after making seven starts at right guard.

2004 (New Orleans):

- Started all 13 games he played in his second NFL season before suffering a torn ligament in his right knee at Atlanta (11/28).
- Was inactive the next three games with the injury, but returned as the starting right guard for the remainder of the season, helping Deuce McAllister record his third consecutive 1,000-yard season.

2003 (New Orleans):

- Selected by New Orleans in the fourth round (102nd overall) of the 2003 NFL Draft and played in all 16 games with seven starts.
- Contributed primarily on special teams during the first nine games but made his first career start at left guard against Atlanta (11/26) in place of an injured Kendyl Jacox.
- Filled in at left guard for four games before sliding to right guard to replace LeCharles Bentley for the last two games.

COLLEGE:

- Was a three-year starter at Florida State University where he totaled 29 consecutive starts at right guard and earned All-ACC honors during each of his final three years.
- Started the first 10 games as a senior, earning third-team All-America recognition from *The Sporting News* and first-team All-ACC honors.
- Was an All-ACC second-teamer and earned the team's offensive MVP award, allowing only two sacks as a junior.
- Started 13 games as a sophomore and earned honorable mention All-ACC honors after not allowing a sack.

PERSONAL:

- Was considered one of the nation's top offensive linemen at Jefferson, Texas, High School as a senior.
- Also competed on the track and field team.
- Earned a bachelor's degree in criminology from Florida State.
- He and his wife, Janette, have two daughters, Jasmine and Taylor.

COMMUNITY:

- 2009 Dallas Cowboys Draft Day and Fan Appreciation Party.
- 2009 Chopsticks for Cowboys benefitting the Rich Behm Family Trust.
- 2010 served an early Thanksgiving Day meal to homeless at The Salvation Army.
- Annual Team Holiday hospital visits.
- Salvation Army Angel Tree Christmas Program.
- Cowboys Family Cookbook and Annual Kickoff Luncheon benefitting Happy Hill Farm.
- Make-A-Wish Foundation of North Texas.
- Scottish Rite Hospital for Children.

HOLLAND'S NFL TOTALS

GAMES/STARTS (regular season/playoffs): 2003 (16/7-NO), 2004 (13/13-NO), 2005 (15/10-NO), 2006 (8/0-NO), 2007 (16/16-Den), 2008 (7/2-Dal), 2009 (0/0, 0/0 - Dal), 2010 (14/2-Dal). **Total: 89/50, 0/0.**

JESSE HOLLEY**16 • Wide Receiver**

6-2 • 216 • 1/8/84

North Carolina • FA for '09

NFL: 2nd Year • Cowboys: 2nd Year

Games/Starts: 2010-12/0; Career-12/0

Postseason: 2010-0/0; Career-0/0



PRO: Jesse Holley was awarded the 80th and final spot on the 2009 Dallas Cowboys training camp roster after finishing as the winning contestant on former Cowboy Michael Irvin's national broadcast reality television show, "*4th and Long*", that aired for 10 episodes during the spring of 2009. Holley displayed flashes of his athletic ability through the preseason to earn a spot on Dallas' practice squad where he spent the entire 2009 season. He continued to impress coaches as he made the team's practice squad in 2010 before being called up to the active roster where he became a stand-out on special teams. He originally entered the NFL as an undrafted free agent in 2007 with the Cincinnati Bengals where he spent the first month of the season on the team's practice squad.

TRANSACTION SUMMARY:

9/4/10: Released, signed to Dallas practice squad (9/5) and signed to active roster (10/15).

1/22/10: Signed a one-year contract with Dallas.

7/21/09: Signed with Dallas, released (9/6) and signed to the practice squad (9/7).

5/2/07: Signed with Cincinnati as a rookie free agent and released (10/4).

2010:

- Was elevated to the active roster on October 15 and played on special teams in the final 14 games to finish with 16 special teams tackles - good for third on the team.
- Also added one punt return for two yards and a forced fumble on special teams.

- Made his NFL debut at Minnesota (10/17) and recorded two tackles on special teams.
- Played on special teams against Detroit (11/21) and helped block for a 97-yard punt return for a touchdown by Bryan McCann. Added three tackles on special teams.
- Had one tackle on special teams and forced a fumble recovered by Leon Williams that led to a Cowboys touchdown against New Orleans (11/25).
- Recorded his first career punt return for two yards in the overtime win at Indianapolis (12/5).
- Led the team with a career-best six tackles on special teams against Philadelphia (12/12).
- At Arizona (12/25) recorded three tackles on special teams.

2009:

- Earned a spot on Dallas' training camp roster after winning Michael Irvin's reality television show "4th and Long" and finished the preseason with three catches for 19 yards and one punt return for an 82-yard touchdown.
- Was released at the end of camp but immediately signed to Dallas' practice squad where he spent the entire season.

2008:

- Out of football.

2007 (Cincinnati):

- Signed with the Bengals as an undrafted free agent on May 2 and went to training camp with the team before being released during final cuts.
- Finished the preseason with three receptions for 25 yards.
- Signed with Cincinnati's practice squad on Sept. 7 but was released on Oct. 4.

COLLEGE:

- Placed eighth in Tar Heel history in career receptions (126) and receiving yards (1,760), averaging 14.0 yards per-catch and scoring seven touchdowns.
- Versatile athlete who also played two seasons as a walk-on guard with the elite UNC basketball team before deciding to play only football after his sophomore season.
- On the hardwood, scored 11 points in 15 games as a freshman in 2003-04, and scored 13 points in 10 games as a sophomore member of the 2005 National Championship team.
- As a senior, caught 37 passes for 466 yards and two touchdowns, and ran his streak of consecutive games with a catch to 30, which was the longest active streak in the Atlantic Coast Conference.
- Had career-highs of 47 catches and 670 yards as a junior, earning an honorable mention All-ACC nod.
- As a sophomore, his 45-yard touchdown catch with 0:36 to play produced a 31-24 win over Wake Forest.

PERSONAL:

- Attended Abraham Clark High School in Roselle, N.J., where he earned top-20 national wide receiver prospect ratings while setting career records for catches (106), yards (1,449) and touchdown catches (27).
- Earned a degree in communications from UNC.

COMMUNITY:

- 2009-10 Dallas Cowboys Early Thanksgiving Day Meal at The Salvation Army.
- Annual team Holiday Hospital Visits.
- Salvation Army Angel Tree Christmas Program.
- Annual Dallas Cowboys Kickoff Luncheon and Cowboys Family Cookbook benefitting Happy Hill Farm.
- Make-A-Wish Foundation of North Texas.

HOLLEY'S COWBOYS TOTALS

Year Team	GP-GS	RECEIVING						SPECIAL TEAMS						
		No	Yds	Avg	Long	TD	Solo	Ast	Tot	FF	FR	BP	BFP	BXP
2010 Dallas	12-0	0	0	0.0	0	0	13	3	16	1	0	0	0	0

BRADIE JAMES

56 • Linebacker


6-2 • 240 • 1/17/81

Louisiana State • D4 for '03 (103rd overall)

NFL: 9th Year • Cowboys: 9th Year

Games/Starts: 2010-16/16; Career-126/98

Postseason: 2010-0/0; Career-5/4



PRO: While developing into one of the NFL's most productive middle linebackers, Bradie James has also become a leader for the Dallas Cowboys - both on the field and in the locker room. James was once again selected as a defensive captain for the fourth consecutive year in 2010, and he led the team in tackles for his sixth consecutive season, finishing with 163 tackles. In 2009 he led the team in tackles for the fifth consecutive season, posting 181 to go with 2.0 sacks, five tackles for losses, 10 pressures and five pass breakups after establishing career-highs in 2008 in tackles (202), sacks (8.0), tackles for loss (eight) and forced fumbles (three). James' six straight seasons of leading the team in tackles is the longest such streak in club history while his six overall seasons is also a club-high since the franchise started compiling tackle stats in 1979. In 2008 James became only the second Dallas defender (Eugene Lockhart - 222 in 1989) to reach 200 tackles in a season as he either led or tied for the team lead in tackles nine times and posted 11 double-digit tackle games. He is again slotted to be starting next to seasoned veteran Keith Brooking to form one of the NFL's top tandems at the middle linebacker position. His size, strength and instincts make him one of the more devastating tacklers in the NFL, and he has averaged 152.7 tackles-per-season since taking over as a starter. He has not missed a game, or a start, since becoming the full-time starting middle linebacker in 2005. Drafted in the fourth round of the 2003 NFL Draft, he backed up Pro Bowl outside linebacker Dexter Coakley in the 4-3 scheme in his first two seasons and showed solid playmaking ability as a standout special teams performer in 2003 and 2004. James should continue to be a key figure for many years in one of the NFL's most promising and productive defenses as he is a dedicated professional who understands and embraces his leadership role on the team.

TRANSACTION SUMMARY:

9/20/06: Signed a five-year contract extension with Dallas through 2011.

4/2/03: Drafted in the third round (103rd overall) by Dallas.

2010:

- Led the team for the sixth consecutive season in tackles with 163 tackles, the longest leading tackle streak in club history and the most times a single player has led the team in tackles since the team first started keeping tackle statistics in 1979.
- Also named as one of the club's team captains for the fourth consecutive season.
- Added five tackles for losses, four pressures, four breakups, an interception, two forced fumbles and a fumble recovery.
- Had seven double-digit tackle games on the season to give him 45 for his career and led or tied for the team lead in eight of the 16 games.
- Tied for the team lead with nine tackles and forced a fumble against Tennessee (10/10). Suffered a right knee sprain in the first quarter, but was able to return to the game.
- Led the team with 13 tackles and added two tackles for loss and one fumble recovery at Minnesota (10/17).
- Posted a season-best 17 tackles to lead the team against the N.Y. Giants (10/25) and added one tackle for loss, one forced fumble and one fumble recovery.
- Had back-to-back games, against Jacksonville (10/31) and at Green Bay (11/7), with 14 tackles.
- Led the team with 15 tackles - his fifth consecutive double-digit tackle game - at the N.Y. Giants (11/14).
- Recorded his 900th career tackle in the game against Detroit (11/21) as he finished with seven tackles.
- Posted 10 tackles, his sixth double-digit tackle game of the season, and added one pressure against New Orleans (11/25).
- Led the team with 11 tackles at Indianapolis (12/5).
- Notched six tackles, one tackle for a loss, one pass breakup and recorded his second career interception against Philadelphia (12/12). His first came at Tennessee (10/1/06).
- Tied for the team lead with eight tackles and added one pass breakup as the defense held the Cardinals (12/25) to just two-of-11 (18.2%) on third downs. It was the lowest third down conversion percentage the Cowboys have allowed since holding the Bears (9/19/10) to one-of-11 (9.1%).

2009:

- Finished with 181 tackles to lead the team for the fifth straight season - the longest leading tackle streak in club history and the most times a single player has led the team in tackles since the team first started keeping tackle statistics in 1979.
- Also named as one of the club's defensive team captains for the third consecutive season.
- Added 2.0 sacks, five tackles for losses, 10 pressures, five breakups, a forced fumble and a fumble recovery.
- Had a career-best 12 double-digit tackle games on the season to give him 38 for his career and led or tied for the team lead in 13 of the 16 games in 2009 and in 22 of the last 29 games.
- Opened the season at Tampa Bay (9/13) with a team-best 12 tackles then tied for the team lead with 11 stops, two pressures and a breakup in the Cowboys Stadium opener against the N.Y. Giants (9/20).
- Had a team-best nine tackles while shutting out the Panthers (9/28) in the second half in the first win at Cowboys Stadium.
- For the fourth straight game led the team in tackles, tallying 12, to go with his first sack of the season, a tackle for a loss and a fumble recovery at Denver (10/4).

STAFF

BRADIE JAMES

2010 SEASON

RECORDS

PLAYOFF RECORDS

HISTORY

SIDELINES

- In the overtime win at Kansas City (10/11), was second with 14 tackles and two quarterback pressures.
- Led the team with 14 tackles playing in his 100th career game in the win against Atlanta (10/25).
- Had his sixth double-digit tackle game of the season (10) to go along with a breakup and a forced fumble against Seattle (11/1).
- Led the team the next two weeks with 13 tackles at Green Bay (11/15) and 12 against Washington (11/22).
- Had his eighth consecutive double-digit tackle game with 10 on Thanksgiving Day against Oakland (11/26).
- Finished with a team-high nine tackles at the N.Y. Giants (12/6) before making six stops against San Diego (12/13).
- At previously undefeated New Orleans (12/19), led the team with 12 tackles - his 11th 10-plus tackle game of the season - with one tackle for a loss, one breakup and one pressure as the Saints were held to one-of-seven on third down.
- In the playoff clinching win at Washington (12/27), led the team with a season-best 15 tackles with one pressure as the defense forced a shutout for the first time since a 27-0 win at Washington (12/14/03).
- Played a key part in Dallas' first-ever back-to-back shutout performance, leading the club with six tackles, a sack, a tackle for a loss and a pressure as the Cowboys clinched their 17th NFC East Division Title with a 24-0 win over Philadelphia (1/3/10).
- Tied for the team lead with seven tackles along with three pressures, a forced fumble and a sack in the Wild Card Playoff win against Philadelphia (1/9/10).
- Tied for the team lead in tackles (11) in the Divisional Playoff loss at Minnesota (1/17/10).

2008:

- Was elected by his teammates as one of the defensive team captains for the second consecutive year.
- For the fourth straight year, led the team in tackles, posting a career-high 202 stops.
- One of just two Dallas defenders (Eugene Lockhart, 222 in 1989) to eclipse 200 tackles in a season.
- Tied for the team lead with eight tackles for losses, second with three forced fumbles and tied for second with a career-high 8.0 sacks.
- In the season opener at Cleveland (9/7), finished second on the team with eight tackles and added one tackle for a loss as the defense limited the Browns to just 205 total yards.
- Led the team with 12 tackles at Green Bay (9/21) as the defense held its opponent to less than 100 total rushing yards for the third straight week.
- Posted a career-high 18 tackles against Washington (9/28), leading the team for the second week.
- Finished with 12 tackles, his fourth double-digit tackle game of the season, good for second on the team at St. Louis (10/19). Also added his first sack of the season - an 11-yard takedown of Marc Bulger.
- Against Tampa Bay (10/26) recorded a sack for the second consecutive week, added 15 tackles for his third consecutive double-digit tackle game and had one quarterback pressure - his first of the season. Also recorded his 500th career tackle in the game in which the defense did not allow a touchdown.
- Led the team with 16 tackles along with one pass breakup and a sack - his third consecutive game with a sack - tying the longest streak of his career - at the N.Y. Giants (11/2).
- Again led the team in tackles at Washington (11/16) with 15 stops - his fifth consecutive double-digit tackle game. Added one tackle for a loss and one quarterback pressure.
- Had a career day against Seattle (11/27) as he led the team with 18 tackles - tying his season and career-high and added 2.0 sacks - the first multi-sack game of his career - establishing a single-season career-high with 5.0 sacks. Also had one pass deflection and a forced fumble.
- At Pittsburgh (12/7) led the team with 14 tackles along with a two-yard tackle for loss on a fourth-and-goal from the one-yard line, a forced fumble and a fumble recovery.
- Against the N.Y. Giants (12/14) tied for the team lead with nine tackles along with one sack, a tackle for loss and one pass breakup.
- In the final game at Texas Stadium, led the team with 17 tackles and added one tackle for a loss, one pressure and one sack - his seventh of the season - against Baltimore (12/20).
- Led the team with 14 tackles - his 11th double-digit-tackle game of the season - at Philadelphia (12/28). Added one sack - upping his single-season career-best to 8.0 - along with one tackle for a loss, two pressures and a forced fumble.

2007:

- Elected by his teammates as the defensive captain for the 2007 season.
- Was the team leader in tackles for the third straight year, posting 130 stops - his third straight season of 100-or-more tackles.
- Finished with seven double-digit tackle games and led or tied for the team lead in tackles eight times.
- Tied for fourth on the team with a career-high three sacks.
- Helped the defensive unit finish the season ninth in the NFL (fourth in the NFC) in total defense after allowing an average of 307.6 yards-per-game.
- The club was also sixth in the NFL in defense against the run (third in the NFC) as the Cowboys allowed an average of 94.6 yards-per-game on the ground.
- Opened the season by leading the team in tackles (10) in the Sunday night win over the N.Y. Giants (9/9).
- At Miami (9/16) led the team with eight tackles and recorded his first sack since at Philadelphia (11/4/05).
- At Chicago (9/23) led the team in tackles with 11 stops.
- Against St. Louis (9/30) was the team leader in tackles (11) for the third straight week as the Rams offense was held to 187 total yards and no points.
- In the last second win at Buffalo (10/8), tied for the team lead in tackles with nine stops and added a quarterback pressure as the defense held the Bills offense without a touchdown.
- Against Minnesota (10/21) led the team with 11 tackles and added his second sack of the season. Also recovered a fumble forced by Jason Hatcher that led to a field goal giving Dallas a 10-point lead.
- At Philadelphia (11/4) had five solo stops (one for a loss of five-yards) and recovered a fumble on the opening drive.
- Tied for the team lead in tackles with a season-high 12 stops in the win at the N.Y. Giants (11/11).
- With four stops in the win over Green Bay (11/29), surpassed 100 tackles for the season - marking his third consecutive 100-tackle season.

- Against Philadelphia (12/16) picked up his third sack of the season, setting a then single-season career-best.
- Registered his 400th career tackle in the win at Carolina (12/22).

2006:

- Was the team leader in tackles for the second straight year with 132 tackles.
- Had at least 10 tackles in seven games and led the team or tied for the team lead in tackles nine times.
- Ranked fourth on the team (first among linebackers) with nine pass breakups.
- In the home-opening win over Washington (9/17), tied for the team lead with six tackles and broke up a pass while helping limit the Redskins to one field goal.
- In the 45-14 win at Tennessee (10/1), had his first career interception and returned it 15 yards for his first career touchdown. Also had six tackles, a tackle for a loss and forced a fumble that the Titans recovered.
- Led the team with 11 tackles in the 34-6 win over Houston (10/15). Also broke up a pass, which Greg Ellis intercepted, setting up a Dallas touchdown drive.
- In the Monday night loss to the N.Y. Giants (10/23), had five tackles and recovered his first career fumble.
- At Carolina (10/29) led the team with 11 tackles, as the Panthers were held to 204 total yards, including just 50 rushing yards by DeShaun Foster.
- At Arizona (11/12) recorded a season-high 13 tackles to lead the team in tackles for the fourth time. Also deflected two passes.
- In the victory over previously undefeated Indianapolis (11/19), tied for the team lead with seven tackles and recovered a fumble when Peyton Manning was sacked by Jay Ratliff. Also had two tackles for a loss. In the first quarter, he tackled Marvin Harrison and forced a fumble, which Ratliff recovered. Helped limit the Colts to a season-low 14 points.
- In the Thanksgiving Day win over Tampa Bay (11/23), had a team-high 12 tackles.
- In the wild card loss at Seattle (1/6/07), led Dallas with 12 tackles and helped limit Shaun Alexander to 69 yards on 24 carries (2.9 yards-per-carry).

2005:

- Enjoyed a breakout year, making the transition from special teams player to starting middle linebacker to lead the Cowboys with 109 tackles.
- Led the team in tackles in seven of the 16 regular season games and finished third with four tackles for a loss.
- Also registered the first 2.5 sacks of his career, which ranked fourth on the club.
- In the season opener at San Diego (9/11), made his first start at inside linebacker in the 3-4 scheme and recorded five tackles and a quarterback pressure.
- In the win over Philadelphia (10/9), led the team with five tackles and broke up a pass in the end zone. Philadelphia was limited to 129 total yards, 19 rushing yards, the fourth-lowest rushing total by a Dallas opponent.
- In the last-minute loss at Seattle (10/23), recorded his first career sack, a seven-yard trap of Matt Hasselbeck that ended a Seahawks drive in the second quarter. Also tipped a pass that turned into a Terence Newman interception in Seattle's opening drive.
- In the Monday night win at Philadelphia (11/14), led the team with a then career-high 15 tackles, the highest single-game total of the season by a Cowboy. Also added a sack in the red zone in the fourth quarter, forcing the Eagles to kick a field goal. On the game's pivotal play, Roy Williams intercepted Donovan McNabb, and James blocked McNabb to clear a path for Williams to score a touchdown.
- In the win over Detroit (11/20), had eight tackles to lead the team for the second straight week.
- At the N.Y. Giants (12/4) led the team with 10 tackles, his second game of the season with at least 10 tackles, and also had a tackle for a loss.
- At Washington (12/18) led the team with 12 tackles, his second-best total in a game in 2005 and his third game in six weeks with at least 10 tackles.

2004:

- Continued to showcase his defensive abilities while being primarily used as a solid and productive special teams performer.
- Also split some time at weakside linebacker with Coakley.
- Finished the year with 38 tackles, two quarterback pressures, and a pass deflection.
- Led the team with a career-high 24 special teams stops, the most by a Cowboy since Charlie Williams had 26 in 1997.
- Helped limit opponents to a league-low 17.5 yards-per-kickoff return.
- In the season opener at Minnesota (9/12), split time with Coakley and finished second on the team with a season-high eight tackles.
- Against Cleveland (9/19) logged three special teams tackles and helped limit the Browns to a 7.0-yard average on three kickoff returns.
- Made his first NFL start at Green Bay (10/24) when the Packers opened in a two-tight end formation and finished the game with seven tackles.
- Made his second career start at Baltimore (11/21) and posted three tackles. Also tied for the team lead with three special teams stops against the Ravens.
- Against Chicago (11/25) on Thanksgiving Day, had three special teams tackles and helped limit the Bears to a 15.5-yard average on four kickoff returns.
- In Dallas' come-from-behind victory in a Monday night game at Seattle (12/6), was second on the team with three special teams stops and deflected his first career pass.

2003:

- As a rookie, was a backup linebacker and became a prominent special teams player.
- Finished fourth on the team with 16 special teams tackles.
- Inactive the first two games of the year.
- Made NFL debut at the N.Y. Jets (9/28) and had two special teams tackles.
- At Detroit (10/19) played on defense for the first time and recorded a fourth quarter tackle.
- Against Carolina (11/23) forced a fumble on the opening kickoff, which Roy Williams recovered and returned to the Panthers 18-yard line. Dallas kicked a field goal and went on to win, 24-20.
- At Washington (12/14) led the team with three special teams stops, including one on a Redskins fake punt.

COLLEGE:

- A two-time All-SEC selection as a linebacker at LSU.
- After his senior year in college, was named a National Scholar Athlete by the National Football Foundation and was a member of the SEC Academic Honor Roll.
- Finished second on the school's all-time tackle list with 418 career stops, including 33 tackles for a loss.
- Also had 29 quarterback pressures, 14.0 sacks, eight pass deflections, four forced fumbles, two fumble recoveries and two interceptions.
- Played weakside linebacker his first three seasons and moved to middle linebacker as a senior, when he earned All-America and All-SEC honors.
- Set the LSU single-season tackle record with 154 stops as a senior.
- As a junior, earned All-SEC honors after finishing second on the team with 113 tackles. LSU went 10-3 and won the SEC title and Sugar Bowl.
- As a sophomore, earned second-team All-SEC honors after finishing second on the team and third in the conference with 110 tackles. Led the team with five sacks.

PERSONAL:

- Attended West Monroe, La., High School and earned *Parade* All-America honors as well as all-state, Class 5A defensive MVP and district defensive MVP honors after recording 136 tackles, five sacks and three fumble recoveries as a senior.
- Helped lead West Monroe to a state championship and made *Louisiana Football Magazine's* All-Louisiana Team, the *New Orleans Times Picayune's* Top-20 blue chip list and the *Atlanta Journal-Constitution's* Super Southern 100 list.
- Graduated from LSU with a degree in criminology.
- Participated in the NFL Business Management and Entrepreneurial Program, attending the Kellogg School of Management at Northwestern University.
- James and his wife, Star, were married on May 30, 2009 and have one son, Ace.

COMMUNITY:

- 2003 Dallas Cowboys Rookie Club.
- 2006 National Read Across America event celebrating Dr. Seuss's birthday at an Arlington Boys & Girls Club.
- Taste of the NFL: The Ultimate Cowboys Tailgate Party for North Texas Food Bank.
- 2007 Habitat for Humanity Build at Texas Stadium with Bank of America.
- 2008 Dallas Cowboys Fitness Zone Dedication.
- 2008 Keynote Speaker at WFAA/Dale Hansen Scholar Athlete Banquet.
- 2008, 2009 Children's Cancer Fund Fashion Show.
- 2009 Cowboys Youth Football Camp Guest Coach/Speaker.
- 2009-10 Dallas Cowboys Dairy Max Spokesman for Fuel Up to Play 60.
- 2009 Dallas Komen Race for the Cure Co-Chair with Former First Lady Laura Bush.
- 2009 Dallas Cowboys Byron Whizzer White Team Nominee.
- 2009 JB Award Recipient for community involvement.
- 2009 On-Field Recognition Presentation by Senator Royce West at Cowboys Breast Cancer Awareness Game.
- 2009 Texas Stadium Final Farewell Fan Festival.
- 2010 Boys & Girls Clubs of America Chairman's Gala at Cowboys Stadium.
- 2010 Dallas Cowboys NFL 101 Workshop.
- 2010 Fuel up to Play 60.
- Annual team Holiday Hospital Visits.
- Salvation Army Angel Tree Christmas Program.
- Dallas Cowboys Kickoff Luncheon and Cowboys Family Cookbook benefiting Happy Hill Farm.
- Make-A-Wish Foundation of North Texas.
- Dallas Cowboys Early Thanksgiving Day Meal at The Salvation Army.
- Dallas Cowboys Draft Day/Fan Appreciation Party.
- Guest Speaker on childhood obesity event hosted by Nike.
- Elementary School Career Day guest speaker.
- Bradie James Football camp for youth in hometown - Monroe, La.



MISSION: Foundation56 seeks to support and devote resources to changing and saving communities and lives. Through its signature programs, Soul Survivors, a program designed to create breast cancer awareness, promote early detection and provide screening opportunities; and The James Gang, youth-centered initiatives that encourage positive youth development, Foundation56 aims to make a difference.

www.bradiejames.net

JAMES' COWBOYS TOTALS

Year Team	GP-GS	DEFENSE							INTERCEPTIONS				FUMBLES REC							
		ST	AT	TT	Sks-Yds	Tkl/Ls	QB Prs	PBU	FF	No	Yds	Avg	Lg	TD	No	Yds	Avg	Lg	TD	
2003 Dallas.....	14-0	1	0	-	1	0.0(0)	0(0)	0	0	1	0	0	0	0	0	0	0	0	0	
2004 Dallas.....	16-2	24	14	-	38	0.0(0)	0(0)	2	1	0	0	0	0	0	0	0	0	0	0	
2005 Dallas.....	16-16	72	37	-	109	2.5(-9)	4(-6)	2	4	0	0	0	0	0	0	0	0	0	0	
2006 Dallas.....	16-16	67	65	-	132	0.0(0)	3(-10)	1	9	2	1	15	15	15	1	1	0	0	0	
2007 Dallas.....	16-16	80	50	-	130	3.0(-16)	3(-9)	3	0	0	0	0	0	0	0	3	1	0.3	1	0
2008 Dallas.....	16-16	85	117	-	202	8.0(-50)	7(-14)	8	4	3	0	0	0	0	0	2	0	0	0	0
2009 Dallas.....	16-16	89	92	-	181	2.0(-16)	5(-13)	10	5	1	0	0	0	0	0	1	0	0	0	0
2010 Dallas.....	16-16	86	77	-	163	0.0(0)	5(-10)	4	4	2	1	11	11	11	0	2	0	0	0	0
Totals.....	126-98	504	452	-	956	15.5(-91)	27(-62)	30	27	9	2	26	13.0	15	1	9	1	0.1	1	0

Playoffs		DEFENSE										INTERCEPTIONS				FUMBLES REC			
Year Team	GP-GS	ST	AT	TT	Sks-Yds	Tkl/Ls	QB Prs	PBU	FF	No Yds	Avg	Lg	TD	No Yds	Avg	Lg	TD		
2003 Dallas	1-0	0	0	-	0.0(0)	0(0)	0	0	0	0	0	0	0	0	0	0	0		
2006 Dallas	1-1	9	3	-	12	0.0(0)	0(0)	0	0	0	0	0	0	0	0	0	0		
2007 Dallas	1-1	3	3	-	6	0.0(0)	0(0)	0	0	0	0	0	0	0	0	0	0		
2009 Dallas	2-2	8	10	-	18	1.0(-6)	0(0)	4	1	1	0	0	0	0	0	0	0		
Totals	5-4	20	16	-	36	1.0(-6)	0(0)	4	1	1	0	0	0	0	0	0	0		

Year Team		SPECIAL TEAMS									
		Solo	Ast	Tot	FF	FR	BP	BFG	BXP		
2003 Dallas		6	10	-	16	1	0	0	0	0	0
2004 Dallas		6	18	-	24	0	0	0	0	0	0
2005 Dallas		1	1	-	2	0	0	0	0	0	0
Totals		13	29	-	42	1	0	0	0	0	0

SINGLE-GAME BESTS
Tackles - 18 vs. Washington, 9/28/08 and vs. Seattle, 11/27/08
Playoffs - 12 at Seattle, 1/6/07
Sacks - 2.0, vs. Seattle, 11/27/08

JAMES' GAME-BY-GAME DEFENSE

2003 (Dallas)		ST	AT	TT	Sks-Yds	Tkl/Ls	QB Prs	PBU
Game								
L- Atl 9/7					INACTIVE			
W- @ NYG 9/15					INACTIVE			
W- @ NYJ 9/28								
W- Ari 10/5								
W- Phi 10/12								
W- @ Det 10/19	1	0	-	1				
L- @ TB 10/26								
W- Was 11/2								
W- Buf 11/9								
L- @ NE 11/16								
W- Car 11/23								
L- Mia 11/27								
L- @ Phi 12/7								
W- @ Was 12/14								
W- NYG 12/21								
L- @ NO 12/28								
Totals	1	0	-	1				

Playoffs
L- @ Car 1/3/04

2004 (Dallas)		ST	AT	TT	Sks-Yds	Tkl/Ls	QB Prs	PBU
Game								
L- @ Min 9/12		5	3	-	8			
W- Cle 9/19		0	2	-	2		1	
W- @ Was 9/27		1	2	-	3			
L- NYG 10/10		1	1	-	2			
L- Pit 10/17		1	1	-	2			
L- @ GB 10/24		5	2	-	7			
W- Det 10/31		1	0	-	1			
L- @ Cin 11/7		1	0	-	1		1	
L- Phi 11/15		5	0	-	5			
L- @ Bal 11/21		2	1	-	3			
W- Chi 11/25		1	0	-	1			
W- @ Sea 12/6							1	
L- NO 12/12		0	1	-	1			
L- @ Phi 12/19		1	1	-	2			
W- Was 12/26								
L- @ NYG 1/2/05								
Totals	24	14	-	38			2	1

2005 (Dallas)		ST	AT	TT	Sks-Yds	Tkl/Ls	QB Prs	PBU
Game								
W- @ SD 9/11		3	2	-	5		1	
L- Was 9/19		1	2	-	3			
W- @ SF 9/25		2	3	-	5			
L- @ Oak 10/2		7	2	-	9			
W- Phi 10/9		5	0	-	5		1	
W- NYG 10/16		3	1	-	4		1	
L- @ Sea 10/23		4	0	-	4	1.0(-7)		1
W- Ari 10/30		7	0	-	7	0.5(-1)	1(-1)	1
W- @ Phi 11/14		10	5	-	15	1.0(-1)		

2005 (Dallas), cont.		ST	AT	TT	Sks-Yds	Tkl/Ls	QB Prs	PBU
Game								
W- Det 11/20		4	4	-	8			1(-3)
L- Den 11/24		1	2	-	3			
L- @ NYG 12/4		7	3	-	10			1(-1)
W- KC 12/11		4	1	-	5			1
L- @ Was 12/18		5	7	-	12			
W- @ Car 12/24		5	4	-	9			
L- StL 1/1/06		4	1	-	5			1(-1)
Totals	72	37	-	109	2.5(-9)	4(-6)	2	4

2006 (Dallas)		ST	AT	TT	Sks-Yds	Tkl/Ls	QB Prs	PBU
Game								
L- @ Jac 9/10		3	3	-	6			
W- Was 9/17		2	4	-	6			1
W- @ Ten 10/1		2	4	-	6			1(-4)
L- @ Phi 10/8		1	5	-	6			2
W- Hou 10/15		5	6	-	11			1
L- NYG 10/23		4	1	-	5			
W- @ Car 10/29		5	6	-	11			
L- @ Was 11/5		1	2	-	3			
W- @ Ari 11/12		7	6	-	13			2
W- Ind 11/19		6	1	-	7			2(-6)
W- TB 11/23		6	6	-	12			
W- @ NYG 12/3		6	4	-	10			1
L- NO 12/10		6	4	-	10			1
W- @ Atl 12/16		3	3	-	6			
L- Phi 12/25		3	4	-	7			
L- Det 12/31		7	6	-	13			
Totals	67	65	-	132		3(-10)	1	9

Playoffs
L- @ Sea 1/6/07

2007 (Dallas)		ST	AT	TT	Sks-Yds	Tkl/Ls	QB Prs	PBU
Game								
W- NYG 9/9		6	3	-	9			
W- @ Mia 9/16		6	2	-	8	1.0(-9)		
W- @ Chi 9/23		6	5	-	11			
W- StL 9/30		5	6	-	11			
W- @ Buf 10/8		5	4	-	9			1
L- NE 10/14		5	5	-	10			
W- Min 10/21		7	4	-	11	1.0(0)		
W- @ Phi 11/4		5	0	-	5			1(-5)
W- @ NYG 11/11		9	3	-	12			
W- Was 11/18		2	4	-	6			1
W- NYJ 11/22		2	2	-	4			
W- GB 11/29		3	1	-	4			
W- @ Det 12/9		4	6	-	10			1(-1)
L- Phi 12/16		4	1	-	5	1.0(-7)		1
W- @ Car 12/22		3	1	-	4			
L- @ Was 12/30		8	3	-	11			1(-3)
Totals	80	50	-	130	3.0(-16)	3(-9)	3	

Playoffs
L- NYG 1/13/08

JAMES' GAME-BY-GAME, (cont.)

2008 (Dallas)				Sks-Yds	Tkl/Ls	QB Prs	PBU
Game	ST	AT	TT				
W-@ Cle 9/7	0	8	8				
W-Phi 9/15	3	4	7				
W-@ GB 9/21	3	9	12				
L-Was 9/28	8	10	18				1
W-Cin 10/5	2	6	8		1(-3)		
L-@ Ari 10/12	5	6	11				1
L-@ STL 10/19	5	7	12	1.0(-11)			
W-TB 10/26	6	9	15	1.0(-6)			1
L-@ NYG 11/2	9	7	16	1.0(-5)			1
W-@ Was 11/16	7	8	15		1(-1)		1
W-SF 11/23	2	6	8				2
W-Sea 11/27	11	7	18	2.0(-13)			1
L-@ Pit 12/7	6	8	14		1(-2)		
W-NYG 12/14	5	4	9	1.0(-6)	1(-1)		1
L-BAL 12/20	8	9	17	1.0(0)	1(-1)		1
L-@ Phi 12/28	5	9	14	1.0(-9)	1(-5)		2
Totals	85	117	202	8.0(-50)	7(-14)	8	4

2009 (Dallas)				Sks-Yds	Tkl/Ls	QB Prs	PBU
Game	ST	AT	TT				
W-@ TB 9/13	3	9	12				1
L-NYG 9/20	5	6	11			2	1
W-Car 9/28	2	7	9				
L-@ Den 10/4	7	5	12	1.0(-8)	1(-2)		
W-@ KC 10/11	7	7	14			2	
W-Atl 10/25	7	7	14				
W-Sea 11/1	3	7	10				1
W-@ Phi 11/8	5	9	14				
L-@ GB 11/15	8	5	13		1(-3)		1
W-Was 11/22	6	6	12				1
W-Oak 11/26	4	6	10				2

2009 (Dallas), cont.				Sks-Yds	Tkl/Ls	QB Prs	PBU
Game	ST	AT	TT				
L-@ NYG 12/6	5	4	9				
L-SD 12/13	4	4	8				
W-@ NO 12/19	6	6	12				1(-4) 1 1
W-@ Was 12/27	12	3	15				1
W-Phi 1/3/10	5	1	6	1.0(-8)	2(-4)		1
Totals	89	92	181	2.0(-16)	5(-13)	10	5

Playoffs				Sks-Yds	Tkl/Ls	QB Prs	PBU
Game	ST	AT	TT				
W-Phi 1/9/10	6	1	7	1.0(-6)			3 1
L-@ Min 1/17/10	2	9	11				1
Totals	8	10	18	1.0(-6)			4 1

2010 (Dallas)				Sks-Yds	Tkl/Ls	QB Prs	PBU
Game	ST	AT	TT				
L-@ Was 9/12	1	7	8				1
L-Chi 9/19	5	3	8		1(-3)		
W-@ Hou 9/26	5	2	7				
L-Ten 10/10	5	4	9				
L-@ Min 10/17	9	4	13				
L-NYG 10/25	8	9	17		2(-3)		1(-2)
L-Jac 10/31	4	10	14				
L-@ GB 11/7	6	8	14				
W-@ NYG 11/14	8	7	15				
W-Det 11/21	2	5	7				
L-NO 11/25	5	5	10				
W-@ Ind 12/5	7	4	11				
L-Phi 12/12	6	0	6		1(-2)		
W-Was 12/19	5	2	7				
L-@ Ari 12/25	5	3	8				
W-@ Phi 1/2/11	5	4	9				
Totals	86	77	163		5(-10)		

MIKE JENKINS

21 • Cornerback

5-10 • 200 • 3/22/85
 South Florida • D1b for '08 (25th overall)
 NFL: 4th Year • Cowboys: 4th Year
 Games/Starts: 2010-16/16; Career-46/34
 Postseason: 2010-0/0; Career-2/2



PRO: Mike Jenkins enters his fourth pro season and his third as the starter at right cornerback after earning the job with his play early in the 2009 season. One-of-two first round draft picks (25th overall) in the 2008 NFL Draft by the Dallas Cowboys, Jenkins was eased into the lineup during his rookie season due to injuries to Terence Newman and the mid-season suspension of Adam Jones. In 2009 he was given the opportunity to claim a starting spot in the Dallas defense after Anthony Henry was traded to Detroit for Jon Kitna, and he responded by leading the team in both interceptions (five) and pass breakups (23) along with a career-best 60 tackles en route to being named to his first career Pro Bowl.

TRANSACTION SUMMARY:

4/26/08: Drafted in the first round (25th overall) by Dallas.

2010:

- Started in all 16 games, leading the team with 15 pass breakups while also logging 59 tackles (seventh on the team), one interception and a forced fumble.
- Opened the season with a season-high three pass breakups and two tackles at Washington (9/12).
- Recorded the team's first takeaway of the season with an interception off of Matt Schaub at Houston (9/26). Also added two tackles and a pass breakup in the contest and helped limit Andre Johnson to four catches for 64 yards.
- At Green Bay (11/7) notched a season-high seven tackles.
- At the N.Y. Giants (11/14) recorded five tackles, one pass breakup and one forced fumble before leaving the game in the second quarter with a neck injury.

- Tied his season-best with seven tackles in the overtime win at Indianapolis (12/5) while also adding two pass breakups, including one that led to Sean Lee's interception of Peyton Manning in overtime.
- At Arizona (12/25) recorded two tackles and two pass breakups as the defense held the Cardinals to just two-of-11 (18.2%) on third downs.

2009:

- Named the starting right cornerback heading into Week 4 after a training camp battle with Orlando Scandrick. Started 15-of-16 games, as well as the team's two playoff games while earning his first career Pro Bowl berth as an injury replacement for Minnesota Vikings cornerback Antoine Winfield.
- Led the team with career-highs in interceptions (five) and pass breakups (23) while also posting a career-best 60 tackles – good for 10th on the club.
- Tied for eighth in the NFC and tied for 12th in the NFL with five picks.
- Started at right cornerback in the season opener at Tampa Bay (9/13) and had six tackles and one pass breakup. Also recovered a blocked punt by Gerald Sensabaugh, which he returned 17 yards to setup a Dallas field goal.
- Played in the secondary rotation and posted three tackles and a pass breakup against the N.Y. Giants (9/20).
- Recorded the first interception of the season and second of his career as the starting right corner against Carolina (9/28). Also added five tackles, one pass breakup and his first career tackle for loss.
- Was named the starting right cornerback in the week leading up to the game at Denver (10/4) and recorded five tackles and one pass breakup.
- Finished with a season-high seven tackles, one pass breakup and his second interception of the season against Atlanta (10/25).
- Picked off his third pass of the season at Philadelphia (11/8) along with three tackles and two pass breakups.
- Suffered a left forearm bruise midway through the third quarter at Green Bay (11/15) and returned late in the fourth quarter only to re-injure it and not return. Posted four tackles before leaving the game.
- Added his team-leading fourth interception of the season at the N.Y. Giants (12/6) along with three tackles and two pass breakups.
- Recorded his fifth interception of the season at New Orleans (12/19) while adding six tackles and two pass breakups as the defense held the Saints to just one-of-seven on third down.
- In the playoff-clinching win at Washington (12/27), finished with three tackles and one pass breakup as the defense forced a shutout for the first time since a 27-0 win at Washington (12/14/03).
- Had one tackle and three pass breakups as the defense shutout the Eagles (1/3/10) to force back-to-back shutouts for the first time in team history.
- Made his postseason debut against Philadelphia (1/9/10) in the Wild Card Game and led the team with four pass breakups and recorded one tackle and an interception.
- In the Divisional Playoff loss at Minnesota (1/17/10) had one tackle and two pass breakups.

2008:

- As a rookie, played in 14 games with three starts to record 22 tackles, an interception that he returned for a touchdown and six pass breakups.
- Made his NFL debut at Cleveland (9/7) in the nickel and dime packages but did not record any statistics.
- Notched his first career tackle and pass breakup against Philadelphia (9/15).
- Made his first career start for an injured Newman (abdomen) at St. Louis (10/19) to the tune of four tackles and a pass breakup.
- Recorded a season-high seven tackles along with a pass defended in his second start of the season against Tampa Bay (10/26).
- In his third start of the season, at the N.Y. Giants (11/2), intercepted his first career pass which he returned 23 yards for a touchdown to mark the first defensive score of the season and the first Dallas rookie to return an interception for a touchdown since Roy Williams had two in 2002. Also added four tackles and a pass breakup.
- Was inactive against Seattle (11/27) and at Pittsburgh (12/7) with a hamstring injury.
- Returned to action against the N.Y. Giants (12/14) but did not record any stats.

COLLEGE:

- Started 40 of the 48 games he played at South Florida and racked up 133 tackles with six for losses, five forced fumbles and 47 pass breakups with six interceptions.
- Left USF atop the record books with 47 career passes defended and seventh with six interceptions.
- At the end of his collegiate career, burst onto the scene as a dangerous kickoff return man, taking the first kickoff of his senior year 100 yards for a touchdown to set a school mark.
- Was a finalist for the Thorpe Award as a senior, finishing with career-highs in tackles (41), interceptions (three) and tackles for losses (four) to go along with 12 pass breakups while starting in 13 games.
- Started 12 of the 13 games he played as a junior, missing a start in the bowl game, and led the team with a career-high 15 pass breakups along with 27 tackles, an interception, a forced fumble and a fumble recovery.
- As a sophomore, started all 12 games at right cornerback and had 38 tackles, two interceptions, two forced fumbles and five pass breakups.
- Played in 10-of-11 games with three starts at left cornerback as a freshman, finishing with 27 tackles, nine pass breakups and two forced fumbles.

PERSONAL:

- Earned SuperPrep All-America honors as a senior safety at Bradenton, Fla., Southeast High School.
- In 2002 named first-team Class 3A all-state and selected by the *Sarasota Herald Tribune* as its Defensive Player of the Year after recording 42 tackles, two interceptions, one forced fumble, one fumble recovery, two blocked punts and two blocked field goals.
- Also played running back and led the team with 859 yards and 11 touchdowns in 2002.
- Born in Newenburg, Germany.
- Has a son, Mekhi.

COMMUNITY:

- 2008 Dallas Cowboys Rookie Club.
- Annual team holiday hospital visits.
- Dallas Cowboys Kickoff Luncheon and Cowboys Family Cookbook benefitting Happy Hill Farm.
- Salvation Army Angel Tree Christmas Program.
- 2009-10 Dallas Cowboys Draft Day and Fan Appreciation Party.
- Make-A-Wish Foundation of North Texas.

JENKINS' COWBOYS TOTALS

Year Team	GP-GS	DEFENSE						INTERCEPTIONS				FUMBLES REC						
		ST	AT	TT	Sks- Yds	Tk/ Ls	OB Prs PBU	FF	No Yds	Avg	Lg	TD	No Yds	Avg	Lg	TD		
2008 Dallas	14-3	17	5	- 22	0.0(0)	0(0)	0	6	0	1	23	23.0	23t	1	0	0	0	0
2009 Dallas	16-15	51	9	- 60	0.0(0)	1(-1)	0	23	0	5	0	0.0	0	0	0	0	0	0
2010 Dallas	16-16	48	11	- 59	0.0(0)	0(0)	0	15	1	1	-4	-4.0	-4	0	0	0	0	0
Totals	46-34	116	25	- 141	0.0(0)	1(-1)	0	44	1	7	19	2.7	23t	1	0	0	0	0
Playoffs																		
2009 Dallas	2-2	1	1	- 2	0.0(0)	0(0)	0	6	0	0	0	0.0	0	0	0	0	0	0

SINGLE-GAME BESTS

Tackles – 7 vs. Tampa Bay, 10/26/08, vs. Atlanta, 10/25/09, at Green Bay, 11/7/10 and at Indianapolis, 12/5/10

JENKINS' INTERCEPTIONS BY QUARTERBACK

Eli Manning2	Donovan McNabb*2
Drew Brees1	Matt Ryan1
Jake Delhomme1	Matt Schaub1

*Postseason (1)

JENKINS' GAME-BY-GAME

DEFENSE

2008 (Dallas)

Game	ST	AT	TT	INTs				
				Tk/ Ls	PBU	No/ Yds	Lg	TD
W-@ Cle 9/7								
W-Phi 9/15	1	0	- 1			1		
W-@ GB 9/21	3	0	- 3			1		
L-Was 9/28								
W-Cin 10/5	0	1	- 1					
L-@ Ari 10/12	1	0	- 1					
L-@ STL 10/19	4	0	- 4			1		
W-TB 10/26	4	3	- 7			1		
L-@ NYG 11/2	3	1	- 4			1	1/23	23t 1
W-@ Was 11/16	1	0	- 1			1		
W-SF 11/23								
W-Sea 11/27				INACTIVE/INJURED - Hamstring				
L-@ Pit 12/7				INACTIVE/INJURED - Hamstring				
W-NYG 12/14								
L-BAL 12/20								
L-@ Phi 12/28								
Totals	17	5	- 22	6	1/23	23t	1	

2009 (Dallas)

Game	ST	AT	TT	INTs				
				Tk/ Ls	PBU	No/ Yds	Lg	TD
W-@ TB 9/13	3	3	- 6			1		
L-NYG 9/20	3	0	- 3			1		
W-Car 9/28	4	1	- 5	1(-1)		1/0	0	0
L-@ Den 10/4	4	1	- 5			1		
W-KC 10/11	4	0	- 4			2		
W-Ari 10/25	6	1	- 7			1	1/0	0
W-Sea 11/1	0	1	- 1			1		
W-@ Phi 11/8	3	0	- 3			2	1/0	0
L-@ GB 11/15	3	1	- 4			3		
W-Was 11/22	4	0	- 4			2		
W-Oak 11/26	2	0	- 2			2		
L-@ NYG 12/6	3	0	- 3			2	1/0	0

2009 (Dallas), cont.

Game	ST	AT	TT	INTs				
				Tk/ Ls	PBU	No/ Yds	Lg	TD
L-SD 12/13	3	0	- 3			1		
W-@ NO 12/19	5	1	- 6			2	1/0	0
W-@ Was 12/27	3	0	- 3			1		
W-Phi 1/3/10	1	0	- 1			3		
Totals	51	9	- 60	1(-1)	23	5/0	0	0

Playoffs

W-Phi 1/9/10	1	0	- 1			4	1/-1	-1	0
L-@ Min 1/17/10	0	1	- 1			2			
Totals	1	1	- 2			6	1/-1	-1	0


2010 (Dallas)

Game	ST	AT	TT	INTs					
				Tk/ Ls	PBU	No/ Yds	Lg	TD	
L-@ Was 9/12	2	0	- 2			3			
L-Chi 9/19	2	0	- 2			1			
W-@ Hou 9/26	1	1	- 2			1	1	-4	0
L-Ten 10/10	2	1	- 3			1			
L-@ Min 10/17	5	1	- 6			1			
L-NYG 10/25	5	0	- 5			1			
L-Jac 10/31	6	0	- 6			1			
L-@ GB 11/7	6	1	- 7			1			
W-@ NYG 11/14	4	1	- 5			1			
W-Det 11/21	4	0	- 4						
L-NO 11/25									
W-@ Ind 12/5	5	2	- 7			2			
L-Phi 12/12	1	2	- 3			1			
W-Was 12/19	2	0	- 2						
L-@ Ari 12/25	1	1	- 2			2			
W-@ Phi 1/2/11	2	1	- 3						
Totals	48	11	- 59			15	1	-4	0

MANUEL JOHNSON

15 • Wide Receiver

5-11 • 203 • 10/14/86
 Oklahoma • D7b for '09 (229th overall)
 NFL: 2nd Year • Cowboys: 2nd Year
 Games/Starts: 2010-2/0; Career-2/0
 Postseason: 2010-0/0; Career-0/0



PRO: The Dallas Cowboys selected Manuel Johnson with their second choice in the seventh round (229th overall) - also the team's final pick - of the 2009 NFL Draft. Johnson spent his rookie season on the club's practice squad where he continued to improve his craft, while gaining valuable experience of life in the NFL. After continued improvement through the club's 2010 training camp, and again on the practice squad for a majority of the 2010 season, Johnson got his shot on Dec. 15, 2010 when he signed to the active roster. He made his NFL debut against Washington then caught his first career pass in the season-ending game. Johnson will once again be given an opportunity to join the Cowboys receiving corps in 2011 while also working with special teams units.

TRANSACTION SUMMARY:

- 12/15/10:** Signed to Dallas' active roster.
- 9/4/10:** Released and re-signed to the Dallas practice squad (9/6/10).
- 1/22/10:** Signed a one-year contract with Dallas.
- 9/5/09:** Released by Dallas and signed to the club's practice squad (9/6/09).
- 4/26/09:** Drafted in the seventh round (229th overall) by Dallas.

2010:

- In preseason action, tied for fourth on the team with eight receptions while finishing fourth with 78 yards.
- Spent the majority of the season on the club's practice squad.
- Signed to the active roster on Dec. 15 and played in two of the remaining three games.
- Made his NFL debut on special teams and in three-receiver sets against Washington (12/19).
- Was inactive Christmas night at Arizona (12/25) then saw action in the season-ending win at Philadelphia (1/2/11) to catch his first career pass for six yards.

2009:

- Finished with two receptions for 29 yards in preseason action, while adding one rush for nine yards.
- Was released by the club on Sept. 5, but immediately signed to the Cowboys practice squad where he spent the season.

COLLEGE:

- Finished his collegiate career at Oklahoma with 119 receptions for 1,710 yards and 17 touchdowns while starting 26-of-49 games played.
- Had career-highs in receptions (42), yards (714) and touchdowns (nine) while starting all 13 games as a senior, including the National Championship Game.
- Against Texas Christian, hauled in three straight touchdown receptions covering 76, 55 and 63 yards to join Antonio Perkins as the only two Sooners to record three scoring plays of 55-plus yards in one game. Finished the game with five receptions for a career-high 206 yards and three touchdowns.
- Played in 14 games with seven starts as a junior in 2007 to produce 31 receptions for 448 yards and four touchdowns.
- Posted 36 catches for 378 yards and three touchdowns in 12 games with five starts as a sophomore.
- As a true freshman, saw action in 10 games with one start and recorded 10 receptions for 170 yards with one touchdown.

PERSONAL:

- Played quarterback and wide receiver at Gilmer, Texas, High School.
- Threw for 48 career touchdowns, ran for 18 touchdowns and caught 17 touchdowns.
- Was the MVP District 13-AAA (2004) and MVP All East Texas (2004) as well as first-team all-state (2003 and 2004) and Dave Campbell Player of the Year (2004).
- Also a member of the basketball and track and field teams.
- Was sociology major at Oklahoma.

COMMUNITY:

- 2009 Dallas Cowboys Rookie Club.
- 2010 Dallas Cowboys NFL Draft Day/Fan Appreciation Party.
- Annual team Holiday Hospital Visits.
- Salvation Army Angel Tree Christmas Program.
- Annual Dallas Cowboys Kickoff Luncheon and Cowboys Family Cookbook benefitting Happy Hill Farm.
- Make-A-Wish Foundation of North Texas.

JOHNSON'S COWBOYS TOTALS

Year Team	GP-GS	RECEIVING					RUSHING				
		No	Yds	Avg	Long	TD	No	Yds	Avg	Long	TD
2010 Dallas	2-0	1	6	6.0	6	0	0	0	0.0	0	0

FELIX JONES

28 • Running Back


5-10 • 219 • 5/8/87

Arkansas • D1a for '08 (22nd overall)

NFL: 4th Year • Cowboys: 4th Year

Games/Starts: 2010-16/7; Career-36/8

Postseason: 2010-0/0; Career-2/0



PRO: Felix Jones, possessing the necessary physical tools and talent as a top runner in the NFL, now enters his fourth pro season seeking to ascend as one of the top contributors in the Cowboys offensive arsenal. Jones, who was selected by the Dallas Cowboys with the team's first pick in the first round (22nd overall) of the 2008 NFL Draft, has complemented both Marion Barber and Tashard Choice in Dallas' rushing trio rotation during his previous three seasons. He showed flashes of his versatility before injuries landed him on the Reserve/Injured list as a rookie, with his ability for explosive plays in full display as Jones became the first club rookie to score a touchdown in his first three professional games with an 11-yard touchdown run on his first career carry in the season opener, a 98-yard kickoff return for a touchdown in the home opener, followed by a 60-yard touchdown rush in Week 3. Although he missed two games with a knee injury in 2009, Jones continued to show his ability for the big play as he tied Jamaal Charles with a league-best rushing average of 5.9 yards-per-carry. His threat of being able to take it the distance from any point on the field was on display in 2009 as he had four of the club's top-five longest runs (all 40-or-more yards) with two touchdowns from that distance. In total, Jones had 19 of the club's 66 runs of 10-plus yards (14 from 10-20 and five from 20-plus) and all five of the club's 10-plus yard playoff runs with two going for 20-or-more. In 2010 Jones began to see more time as the lead runner, playing in all 16 games for the first time in his career while earning a career-high seven starts to finish the season with career and team-highs in rushing yards (800) and carries (185). He also continued to build on his versatility, leading the team in all-purpose yards with 1,250 (800 rush; 450 rec.). Jones has also seen time at kick returner in Dallas, averaging 24.2 yards on 46 returns.

TRANSACTION SUMMARY:

11/26/08: Placed on Reserve/Injured with a toe injury.

4/26/08: Drafted in the first round (22nd overall) by Dallas.

2010:

- For the first time in his career, played in all 16 games while starting a career-high seven to lead the team on the ground with 800 yards on 185 carries (4.3) - both career-bests - and one touchdown.
- Placed third on the team with 48 receptions for 450 yards and one touchdown - all career-highs.
- Led the team with a career-high 1,250 all-purpose yards (800 rush; 450 rec.).
- In the season opener at Washington (9/12), tied for the team lead with eight carries for 38 yards along with two catches for 26 yards.
- At Houston (9/26) had seven carries for 43 yards to top 1,000 career rushing yards and become the 22nd Cowboy to accomplish the mark.
- Led the team with 15 carries for a career-high 109 yards against Tennessee (10/10) to mark his first 100-yard rushing game in the regular season and the club's first 100-yard rushing game of the 2010 season. Jones' rushing tally coupled with Tony Romo's 400-yard passing day allowed the duo's accomplishments to mark the first time in club history that Dallas had a 400-yard passer and a 100-yard rusher in a game.
- At Minnesota (10/17) recorded a career-high 10 receptions for a then-career-high 61 receiving yards while also leading the team in rushing with 14 carries for 32 yards.
- Led the team with 14 carries for 51 yards and added three receptions for a career-high 85 yards with one touchdown - a 71-yard reception for the longest catch of his career - during his first start of the season at the N.Y. Giants (11/14). Jones' long touchdown catch was the longest pass completion by a Cowboy since Patrick Crayton caught an 80-yard touchdown at Tampa Bay (9/13/08) and was the longest reception by a club running back since Chris Warren hauled in a 76-yard scoring grab at Washington (9/18/00).
- Started against Detroit (11/21) in a two-back setup with Barber and led the team with 51 rushing yards on 11 carries and added three receptions for 35 yards.
- Led the team with 13 rushes for 44 yards along with seven catches for 69 yards against New Orleans (11/25).
- Talled a career-best 22 carries for 83 yards and caught three passes for eight yards at Indianapolis (12/5) while making his third start of the season.
- Made his fourth start of the season with Barber (calf) out and rushed 13 times for 41 yards with his first rushing touchdown of the year while also adding four receptions for 42 yards against Philadelphia (12/12). Jones' rushing total in the game allowed him to cross the 1,500-yard career rushing mark to become only the 16th Cowboy to do so.
- Once again started in place of Barber (calf) against Washington (12/19) and led the team with 70 rushing yards on 12 carries while adding two receptions for 47 yards.
- At Arizona (12/25) led the team with 16 rushes for 77 yards and added one catch for 11 yards as he made his sixth start of the season.
- Started at Philadelphia (1/2/11) and led the team with 11 carries for 81 yards.

2009:

- Played in 14 games earning one start - the first of his career - in place of Barber (quad) and finished the season second on the team with 114 carries for 685 yards (5.9 avg.) and three touchdowns while catching 19 passes for 119 yards and returning 30 kickoffs for 678 yards (22.6 avg.).
- In the season-opening win at Tampa Bay (9/13), returned to play for the first time since suffering a hamstring injury at Arizona (10/12/08) and finished with six carries for 22 yards and two kickoff returns for 50 yards.

- In the Cowboys Stadium opener against the N.Y. Giants (9/20), rushed for a then career-high tying 96 yards on seven carries (13.7) with a touchdown. Also had six kickoff returns for 134 yards.
- Made his first career start in place of Barber (quad) and had eight carries for 94 yards (11.8) but suffered a knee strain in the third quarter, missing the remainder of the contest against Carolina (9/28).
- Was inactive at Denver (10/4) and for the overtime win at Kansas City (10/11) with the knee injury but returned against Atlanta (10/25) with eight carries for 37 yards.
- Had eight carries for 39 yards with a then career-long 30-yard reception while returning three kickoffs for 45 yards in the win against Seattle (11/1).
- Had 10 runs for 49 yards, a seven-yard catch and three kick returns for 66 yards against Washington (11/22).
- In the Thanksgiving Day win over Oakland (11/26), led the team with 68 rushing yards on seven carries with a 46-yard touchdown run.
- Recorded 10 carries for 51 yards while returning a kickoff a season-long 41 yards in the loss against San Diego (12/13).
- In the win at previously undefeated New Orleans (12/19), had 14 carries for 58 yards, one catch for 10 yards and three kickoff returns for 90 yards with a season-long tying 41-yard return.
- Finished second on the team with 10 carries for 58 yards and a season-best four catches for 27 yards in the playoff clinching win at Washington (12/27).
- In the season finale shutout against Philadelphia (1/3/10), carried the ball a season-high 15 times for 91 yards with a 49-yard touchdown run and caught three passes for three yards as Dallas claimed its 17th NFC East Division title.
- Against Philadelphia (1/9/10) in Dallas' first playoff win since 1996, led the team with 16 carries for 148 yards - both all-time postseason personal-bests - with a 73-yard touchdown run - the longest of his career. His 148 yards was the first-ever 100-yard outing of his career, was good for the third-most rushing yards in a playoff game in franchise history, marked the 18th 100-yard postseason outing in team history and made him just the eighth different Cowboy to reach 100 yards in the playoffs.
- His 73-yard run was the longest rush by a Cowboy in team postseason history.
- Led the team with 14 carries for 69 yards (4.9) with three catches for 22 yards in the Divisional Playoff loss at Minnesota (1/17/10).
- His 217 postseason rushing yards placed him ninth on the club's all-time postseason rushing yards list.

2008:

- Had his rookie season shortened after suffering a hamstring injury at Arizona (10/12) and subsequent great toe injury suffered during the rehab process, but averaged 8.9 yards with three touchdowns on 30 carries and returned 16 kickoffs for 434 yards (27.1) and a touchdown.
- In his NFL debut at Cleveland (9/7), rushed for 62 yards on nine carries with one touchdown - an 11-yarder on his first career carry. Also returned his first career kickoff 20 yards.
- In the home-opening win against Philadelphia (9/15), returned a kickoff 98 yards for a touchdown to mark the first kickoff return for a touchdown by Dallas since Randal Williams returned one 38 yards for a score against Philadelphia (10/12/03). Jones' was the longest by a Cowboy since Reggie Swinton had a 100-yard return for a touchdown at Philadelphia (9/22/02) and the longest by a Dallas rookie since Ike Thomas had a 101-yard return against the N.Y. Jets (12/4/71).
- Jones racked up 247 return yards against the Eagles to establish a single-game club record while his 41.2-yard return average was fourth in club annals.
- With his 60-yard touchdown run at Green Bay (9/21), scored a touchdown in each of his first three professional games to become the first rookie in club history and the first league rookie since Andre Davis (Houston) and Donte Stallworth (New Orleans) in 2002 to accomplish that feat. The 60-yard run was the fourth-longest touchdown run by a rookie in team history.
- Rushed for 96 yards - including a 33-yard fourth down touchdown scamper - on just nine carries (10.7 avg.) against Cincinnati (10/5).
- Returned one kickoff 22 yards and had three carries for 22 yards before leaving the game in the third quarter with the hamstring injury at Arizona (10/12).
- Was inactive the next five games before landing on Reserve/Injured on Nov. 26 with the toe injury.

COLLEGE:

- Started 11 of the 38 games he played and rushed for 2,956 yards and 20 touchdowns on 386 carries through his career at Arkansas.
- In just three years at Arkansas, amassed 5,099 career all-purpose yards, joining Darren McFadden (5,881) as the only players in school history to crack 5,000 career all-purpose yards.
- His 7.7 yard-per-carry average was second only to Glen Davis (Army - 8.3 from 1943-46) in NCAA history. He also joined Mike Rozier (Nebraska - 7.2) and Reggie Bush (USC - 7.3) as the only backs to average over 7.0 yards-per-carry with a minimum of 350 attempts.
- On kickoffs, left as the NCAA's ninth ranked kickoff returner with a career average of 28.2 yards-per-return.
- Started three-of-13 games as a junior, ranking fifth in the SEC with an average of 89.4 rushing yards-per-game as part of the nation's fourth-ranked rushing attack (286.5).
- Named SEC Special Teams Player of the Year, averaging 29.6 yards-per-kickoff return (22 returns for a school record 652 yards) with two touchdowns.
- Finished second in the SEC (22nd in the nation) with 1,990 all-purpose yards (third-most in school history), averaging 153.1 per-game.
- Was the nation's fourth-leading kickoff returner, averaging 29.6 yards-per-return.
- Was an All-SEC first-team selection as a sophomore, adding second-team accolades from the league's coaches and Associated Press as he became the eighth running back in school history with more than 1,000 rushing yards when he had 1,168 - eighth in school record books - on 154 carries (7.6 avg.) with six touchdowns for an offense that finished fourth in the nation averaging 228.5 rushing yards-per-game.
- Finished fourth on the squad with 15 catches for 107 yards (7.1 avg.) and three scores.
- Returned 23 kickoffs for 554 yards (24.1 avg.) and a touchdown to rank third in school history for kickoff return yards in a season.
- The 100-yard kickoff return for a touchdown was his second career 100-plus yard return for a score to make him only one-of-two Razorbacks (Boyd Cypert) and one-of-two SEC players (John Avery, Mississippi) to have two 100-yard returns for touchdowns in a career.

- Ranked 22nd nationally, third in the SEC, with 1,829 all-purpose yards (fourth-most in school history), to finish second to McFadden's 2,058 from 2006 on UA's all-time list.
- His total of 1,829 all-purpose yardage broke the previous UA record and ranked second on the UA single-season list only to McFadden's (2,058 yards) in the same season.
- Became the first freshman in school history to earn first-team All-America honors when CollegeFootballNews.com named him to its team as a kickoff return specialist.
- Second-team All-SEC pick by the league's coaches.
- Finished second in the nation with a 31.9-yard kickoff return average, racking up 543 yards and one touchdown on 17 returns to earn SEC All-Freshman honors as a kickoff returner.
- His 543 total kickoff return yards were the third-most in a single season in school history.
- Rushed for 626 yards and three touchdowns on 99 attempts (6.3 avg.), finishing second on the team, 10th in the SEC, in rushing with an average of 56.9 yards-per-game.
- Tied teammate McFadden for the conference title with 6.3 yards-per-attempt.
- Became just the second player in school history to record two 100-yard rushing games as a freshman.

PERSONAL:

- Attended Booker T. Washington High School in Tulsa, Okla., and was named the *Tulsa World Player* of the Year following his senior season, rushing for 2,282 yards and 48 touchdowns on 205 carries (11.1 avg.).
- Led his squad to a 13-1 record and a state runner-up finish, rushing for 166 yards and three touchdowns in the 5A state championship game.
- Sidelined with a broken ankle early in his junior season, but still managed to rack up 800 yards rushing and 20 touchdowns.
- Rivals.com ranked him as the 19th-best athlete in the nation and the fourth-best overall player in Oklahoma.
- Majored in kinesiology at Arkansas with an emphasis on teaching.

COMMUNITY:

- 2008 Dallas Cowboys Rookie Club.
- 2010 Dallas Cowboys NFL Draft Day/Fan Appreciation Party.
- 2010 Taste of the NFL: The Ultimate Cowboys Tailgate Party for North Texas Food Bank.
- 2010 Joined fellow running backs Marion Barber and Tashard Choice at the Oak Cliff Boys & Girls Club to make a donation and tour the facility.
- 2011 Super Bowl XLV Play 60 Challenge school visit.
- 2011 Super Bowl XLV North Texas YET Football Clinic and press conference.
- 2011 Super Bowl XLV NFL Experience Youth Football Clinic.
- Annual Team holiday hospital visits.
- Dallas Cowboys Kickoff Luncheon and Cowboys Family Cookbook benefitting Happy Hill Farm.
- Salvation Army Angel Tree Christmas Program.
- Hosts the Felix Jones "Running Back to Make a Difference" MVP charity weekend in Tulsa, Oklahoma.
- City of Tulsa's "Mentoring to the Max" Program.
- Public Service Announcement with The Salvation Army in Tulsa.
- Make-A-Wish Foundation of North Texas.

JONES' COWBOYS TOTALS

Year Team	GP-GS	RUSHING					RECEIVING				
		No	Yds	Avg	Long	TD	No	Yds	Avg	Long	TD
2008 Dallas	6-0	30	266	8.9	60t	3	2	10	5.0	7	0
2009 Dallas	14-1	116	685	5.9	56	3	19	119	6.3	30	0
2010 Dallas	16-7	185	800	4.3	34	1	48	450	9.4	71t	1
Totals	36-8	331	1,751	5.3	60t	7	69	579	8.4	71t	1
Playoffs											
2008 Dallas	0-0	RESERVE/INJURED - Toe									
2009 Dallas	2-0	30	217	7.2	73t	1	4	52	13.0	30	0
Totals	2-0	30	217	7.2	73t	1	4	52	13.0	30	0
KICKOFF RETURNS											
Year Team	No	Yds	Avg	Long	TD						
2008 Dallas	16	434	27.1	98t	1						
2009 Dallas	30	678	22.6	41	0						
Totals	46	1,112	24.2	98t	1						
Playoffs											
2008 Dallas	RESERVE/INJURED - Toe										
2009 Dallas	3	48	16.0	19	0						
Totals	3	48	16.0	19	0						

SINGLE-GAME BESTS

- Carries** - 22 at Indianapolis, 12/5/10
- Playoffs** - 16 vs. Philadelphia, 1/9/10
- Rushing Yards** - 109 vs. Tennessee, 10/10/10
- Playoffs** - 148 vs. Philadelphia, 1/9/10
- Long Rush** - 60t at Green Bay, 9/21/08
- Playoffs** - 73t vs. Philadelphia, 1/9/10
- Receptions** - 10 at Minnesota, 10/17/10
- Receiving Yards** - 85 at N.Y. Giants, 11/14/10
- Long Reception** - 71t at N.Y. Giants, 11/14/10
- Kickoff Returns** - 6 vs. Philadelphia, 9/15/08
- Kickoff Return Yards** - 247 vs. Philadelphia, 9/15/08
- Long Kickoff Return** - 98t vs. Philadelphia, 9/15/08

JONES' CAREER GAME-BY-GAME

RUSHING

2008 (Dallas)

Game	No	Yds	Avg	Long	TD
W-@ Cle 9/7	9	62	6.9	22	1
W-Phi 9/15	3	10	3.3	6	0
W-@ GB 9/21	6	76	12.7	60t	1
L-Was 9/28					
W-Cin 10/5	9	96	10.7	33t	1
L-@ Ari 10/12	3	22	7.3	14	0
L-@ StL 10/19					
W-TB 10/26					
L-@ NYG 11/2					
W-@ Was 11/16					
W-SF 11/23					
W-Sea 11/27					
L-@ Pit 12/7					
W-NYG 12/14					
L-BAL 12/20					
L-@ Phi 12/28					
Totals	30	266	8.9	60t	3

2009 (Dallas)

Game	No	Yds	Avg	Long	TD
W-@ TB 9/13	6	22	3.7	19	0
L-Phi 9/20	7	96	13.7	56	1
W-Car 9/28	8	94	11.8	40	0
L-@ Den 10/4					
W-@ KC 10/11					
W-Ari 10/25	8	37	4.6	12	0
W-Sea 11/1	8	39	4.9	11	0
W-@ Phi 11/8	4	10	2.5	4	0
L-@ GB 11/15	3	6	2.0	4	0
W-Was 11/22	10	49	4.9	9	0
W-Oak 11/26	7	68	9.7	46t	1
L-@ NYG 12/6	6	6	1.0	7	0
L-SD 12/13	10	51	5.1	12	0
W-@ NO 12/19	14	58	4.1	17	0
W-@ Was 12/27	10	58	5.8	15	0
W-Phi 1/3/10	15	91	6.1	49t	1
Totals	116	685	5.9	56	3

Playoffs

W-Phi 1/9/10	16	148	9.3	73t	1
L-@ Min 1/17/10	14	69	4.9	17	0
Totals	30	217	7.2	73t	1

2010 (Dallas)

Game	No	Yds	Avg	Long	TD
L-@ Was 9/12	8	38	4.8	11	0
L-Chi 9/19	7	7	1.0	4	0
W-@ Hou 9/26	7	43	6.1	15	0
L-Ten 10/10	15	109	7.3	34	0
L-@ Min 10/17	14	32	2.3	6	0
L-NYG 10/25	9	35	3.9	17	0
L-Jac 10/31	8	22	2.8	9	0
L-@ GB 11/7	5	16	3.2	8	0
W-@ NYG 11/14	14	51	3.6	12	0
W-Det 11/21	11	51	4.6	14	0

2010 (Dallas, cont.)

Game	No	Yds	Avg	Long	TD
L-NO 11/25	13	44	3.4	10	0
W-@ Ind 12/5	22	83	3.8	11	0
L-Phi 12/12	13	41	3.2	14	1
W-Was 12/19	12	70	5.8	16	0
L-@ Ari 12/25	16	77	4.8	14	0
W-@ Phi 1/2/11	11	81	7.4	20	0
Totals	185	800	4.3	34	1

KICKOFF RETURNS

2008 (Dallas)

Game	No	Yds	Avg	Long	TD
W-@ Cle 9/7	1	20	20.0	20	0
W-Phi 9/15	6	247	41.2	98t	1
W-@ GB 9/21	2	49	24.5	21	0
L-Was 9/28	4	54	13.5	22	0
W-Cin 10/5	2	42	21.0	23	0
L-@ Ari 10/12	1	22	22.0	22	0
L-@ StL 10/19					
W-TB 10/26					
L-@ NYG 11/2					
W-@ Was 11/16					
W-SF 11/23					
W-Sea 11/27					
L-@ Pit 12/7					
W-NYG 12/14					
L-BAL 12/20					
L-@ Phi 12/28					
Totals	16	434	27.1	98t	1

2009 (Dallas)

Game	No	Yds	Avg	Long	TD
W-@ TB 9/13	2	50	25.0	36	0
L-Phi 9/20	6	134	22.3	38	0
W-Car 9/28					
L-@ Den 10/4					
W-@ KC 10/11					
W-Ari 10/25					
W-Sea 11/1	3	45	15.0	25	0
W-@ Phi 11/8	5	105	21.0	28	0
L-@ GB 11/15	2	38	19.0	25	0
W-Was 11/22	3	66	22.0	32	0
W-Oak 11/26					
L-@ NYG 12/6	3	66	22.0	30	0
L-SD 12/13	3	84	28.0	41	0
W-@ NO 12/19	3	90	30.0	41	0
W-@ Was 12/27					
W-Phi 1/3/10					
Totals	30	678	22.6	41	0

Playoffs

W-Phi 1/9/10	2	29	14.5	15	0
L-@ Min 1/17/10	1	19	19.0	19	0
Totals	3	48	16.0	19	0

JON KITNA

3 • Quarterback


6-2 • 219 • 9/21/72

Central Washington • T (Det) for '09

NFL: 15th Year • Cowboys: 3rd Year

Games/Starts: 2010-10/9; Career-138/124

Postseason: 2010-0/0; Career-2/1



PRO: The Dallas Cowboys acquired a veteran backup quarterback to Tony Romo in Jon Kitna when they traded Anthony Henry to Detroit after the 2008 season. Kitna, who is entering his 15th year in the league, has been a quality starter as well as a valuable backup throughout the years. In Dallas, he teams with one of his favorite targets while with the Detroit Lions in wide receiver Roy Williams. Kitna was forced into action in 2010 after Romo was lost for the season to injury and led the team to a 4-5 record in his nine starts and his first action since the 2008 season. He did not see any action during the regular season in 2009 as Romo was the only quarterback on the team to take all snaps. Kitna served as the Lions quarterback from 2006-07 and the first four games of 2008 before landing on Reserve/Injured with a back injury. In his first season as a Lion, he compiled one of the most productive seasons in team history as he set records for completions (372) and attempts (596) and was only the second Lions passer to throw for 4,000 yards in a season. By passing for 4,000 yards again in 2007, he became only one-of-nine passers in NFL history to throw for 4,000 yards in back-to-back seasons. Prior to joining the Lions, he spent the previous five seasons with the Cincinnati Bengals. Kitna was Cincinnati's starting quarterback for three seasons (2001-03) and a backup and mentor for Carson Palmer his final two seasons (2004-05). He originally entered the league as an undrafted free agent for Seattle in 1996 where he led the Seahawks to their first playoff appearance in a decade in 1999, his first full season as a starter. Prior to the 1997 season, he played for the Barcelona Dragons of the World League and led the Dragons to the league title game where he garnered World Bowl MVP honors, completing 23-of-31 passes for 401 yards and two touchdowns in a victory over the Rhein Fire.

TRANSACTION SUMMARY:

2/28/09: Traded to Dallas from Detroit.**10/14/08:** Placed on Reserve/Injured with a back injury.**3/14/06:** Signed a four-year contract with Detroit as an unrestricted free agent.**4/20/04:** Re-signed a one-year contract with Cincinnati.**3/8/01:** Signed a four-year contract with Cincinnati as an unrestricted free agent.**8/20/06:** Signed to Seattle's practice squad.**4/25/96:** Signed with Seattle as a rookie free agent.

2010:

- Saw his first action as a Cowboy after Romo was injured against the N.Y. Giants (10/25) and went on to start nine games. Finished with 2,365 passing yards on 209-of-318 (65.7%) with 16 touchdowns and 12 interceptions with an 88.9 quarterback rating.
- The 12 interceptions were the fewest of his career as a starter with at least nine starts.
- His 65.7 completion percentage was good for fifth in the NFL, was ninth in yards-per-attempt (7.44) and 14th in quarterback rating (88.9) in 10 games played.
- Also added 31 carries for 147 yards and one touchdown, a career long 29-yard rush.
- For his career, ranks 36th all-time in yards (29,658), 31st in attempts (4,432), 24th in completions (2,671), 55th in touchdowns (168), 44th in interceptions (163) and 78th in passer rating (77.5).
- Did not play as the backup quarterback at Washington (9/12), against Chicago (9/19), at Houston (9/26), against Tennessee (10/10) and at Minnesota (10/17).
- Replaced Romo (fractured clavicle) midway through the second quarter against the N.Y. Giants (10/25) for his first action as a Cowboy. Finished the game 16-of-33 for 187 yards with two touchdowns as he led the squad to three scores (two touchdowns and one field) in his first appearance.
- Made his first start since October 5, 2008 against Chicago while with Detroit and completed 34-of-49 passes for 379 yards with one touchdown and four interceptions against Jacksonville (10/31). His 379 yards marked the 13th 300-yard game of his career, first since a 302-yard effort at San Diego (12/16/07) while with the Lions and the third-most in his career - 446 at Philadelphia (9/23/07) and 411 against Pittsburgh (12/30/01). His 34 completions tied the third-most completions by a quarterback in franchise history (Romo 41 and 35, Aikman 34), while his 49 attempts tied for the eighth-most in club history.
- Earned his first win as the Cowboys starting quarterback at the N.Y. Giants (11/14), passing for 372 yards, completing 13-of-22 passes with three touchdowns and one interception. Finished with a passer rating of 124.1, completing four passes over 44 yards (44, 45, 46 and 71). His three touchdown tosses was his first three-touchdown performance since throwing three while with Detroit at Oakland (9/9/07).
- Threw for three touchdowns on 18-of-24 attempts for 147 yards with a quarterback rating of 129.7 against Detroit (11/21) as he led the club to its first home win of the season. His three touchdown passes marked the first time he had back-to-back games with three-or-more touchdowns since a three-game streak spanning the final two weeks of 2006 and the 2007 opener while with Detroit. Also was his second straight week with a passer rating over 120.0 - his first such streak since a 127.6 rating (with Cincinnati, 10/27/02) followed by a 146.8 (11/3/02). It was his first back-to-back 100-plus rating since 2007, with Detroit, 9/23 and 9/30). Also rushed four times for 40 yards with a 29-yard touchdown on fourth-and-one. His 29-yard touchdown was the longest rush of his career (previous was at the N.Y. Jets, 12/6/98) and his 40 rushing yards was a single-game career-best. His 29-yard touchdown run also tied Roger Staubach (at Washington, 11/21/71) for the longest touchdown rush by a Cowboys quarterback.

- Completed 30-of-42 passes (71.4%) for 313 yards with one interception against New Orleans (11/25). His 71.4 completion percentage was the sixth-highest by a Dallas quarterback on Thanksgiving Day, while his 313 passing yards marked his first 300-yard outing in his third Thanksgiving Day game. He had two Thanksgiving starts while with Detroit (2006 and 2007). It was his third 300-yard game of the season, the 14th of his career, and the eighth by a Dallas quarterback on Thanksgiving Day. His three 300-yard outings tie the second-most 300-plus yard outings in a season in his career - four in 2006 and three in 2007. Also rushed five times for 20 yards.
- Led the team to the overtime victory at Indianapolis (12/5), completing 18-of-26 passes for 167 yards with one touchdown. Also rushed four times for 28 yards.
- Threw for 305 yards and two touchdowns on 25-of-37 attempts for a 110.8 quarterback rating against Washington (12/19). Threw for 300-or-more yards four times on the season and 15 times through his career. His four from 2010 tie his 2006 and 2007 seasons for his single-season career-high.
- Completed 12-of-20 passes for 115 yards with one touchdown and two interceptions at Arizona (12/25) before leaving the game late in the second quarter with a hip injury.
- Did not play with an abdominal injury but served as the backup quarterback to McGee at Philadelphia (1/2/11).

2009:

- Served as the back-up quarterback for all 16 regular season games and two playoff games.
- Finished the 2009 preseason with a team-high 425 yards on 35-of-55 passes (63.6%) with two touchdowns and two interceptions.

2008 (Detroit):

- Named an offensive team captain for the second consecutive year.
- Played in four games with four starts before a back injury landed him on Reserve/Injured. Was 68-of-120 (56.7%) for 758 yards and five touchdowns.
- Completed 24-of-33 passes for 262 yards, two touchdowns and one interception at Atlanta (9/7) with a 103.3 quarterback rating.
- Was 21-of-41 for 276 yards against Green Bay (9/14) with two touchdowns and three interceptions. Since the beginning of 2006, passed for at least 200 yards in 30 games with Detroit, the most in the league over that 34-game span.
- Made his 36th consecutive start against Chicago (10/5), but could not finish the game after a back injury forced him from the lineup. His 74 passing yards in the game moved him ahead of former Lions quarterback Charlie Batch (9,016) for eighth on Detroit's all-time passing yards list with 9,034.
- Inactive at Minnesota (10/12) due to back injury.
- Placed on Reserve/Injured on Oct. 14.

2007 (Detroit):

- Named a 2007 offensive team captain and started all 16 games for the club. Finished the season 355-of-561 passing (63.3%) for 4,068 yards with 18 touchdowns, 20 interceptions and an 80.9 passer rating.
- Led a Lions offense that finished the season ninth in the NFL in passing.
- Had 28 200-yard passing games since the beginning of 2006, the most in the NFL during that span.
- By eclipsing 4,000 yards for the second consecutive season, became the first Lions quarterback with back-to-back 4,000-yard seasons.
- Against Minnesota (9/16) led the team on its third consecutive game-winning drive in overtime. Completed 13-of-21 attempts (61.9%) with a touchdown and an interception in the first half before being shaken up and taken out of the game in the second quarter. With the score tied and 8:22 remaining in the fourth quarter, returned to the game and went nine-of-12 (75.0%) for 94 yards, putting the team in position to win the game three times. Recorded his first career reception on a batted ball, which he took nine yards upfield.
- Set a single-game franchise record and career-high with 446 passing yards at Philadelphia (9/23). Also the second time in his 11-year career he surpassed 400 yards in a game to become the third player in team history to pass for 400 yards in a game and the first since Batch set a then team record with 436 yards at Arizona (11/8/01).
- His 400-yard outing was the fifth time he topped 300 yards in a single game while with the Lions and tied quarterback Bobby Layne (1950-58) for second on the franchise's all-time list for 300-yard passing games.
- Connected with wide receiver Roy Williams for a career-long 91-yard touchdown pass at Philadelphia (9/23), which tied the seventh-longest in team history and the longest since Batch hit wide receiver Johnnie Morton for a 98-yarder at Chicago (10/4/98). It also tied the eighth-longest play from scrimmage in franchise history and one-of-nine plays (8 pass, 1 rush) ever to go over 90 yards.
- Finished with a passer rating of 137.3, which included 20-of-24 completions (83.3%) for 247 yards and two touchdowns against Chicago (9/30). His 83.3 completion percentage set a single-game best for a game in which he attempted at least 20 passes.
- Ended the day at San Diego (12/16) with 26-of-45 passing for two touchdowns and a career-high tying five interceptions. His 302 passing yards marked his seventh 200-yard outing with the Lions.
- Completed nine-of-16 attempts for 115 yards against Kansas City (12/23). With his first three passing attempts, reached 500 attempts on the year to mark the fifth time in team history a quarterback had thrown 500 passes in a season, and the second consecutive season in which Kitna accomplished the feat.
- Finished the season 22-of-48 passing for 246 yards, one touchdown, and two interceptions at Green Bay (12/30) to surpass 4,000 yards for the second-straight season.

2006 (Detroit):

- Finished second in attempts (596), fourth in passing yards (4,208 - career-high), first in completions (372) and ninth in touchdown passes (21) along with setting Lions single-season passing records in attempts and completions, while his 62.4 pass completion rate was second and his 21 touchdown passes fourth.
- By throwing for over 4,000 yards on the season, became just the second quarterback in Lions history to accomplish the feat, joining Scott Mitchell (4,338 yards). His 4,208 passing yards, 596 attempts, 372 completions, and 156 rushing yards all set career-highs.
- Also became the first Lions quarterback to rank in the NFL's top-five passing leaders since Mitchell ranked second with 4,338 yards at the end of the 1995 season.

- Took every snap of the 2006 season - the first quarterback in Lions history to do so in a single season.
- Recorded four 300-yard passing games which were the fourth-most in the NFL. His four 300-yard outings were the most by a Lions passer since Mitchell recorded a franchise-high of five in 1995.
- He completed over 60.0 percent of his passes in 12 of the Lions 16 games.
- Was the only quarterback in the NFL to throw for 200 yards 15 times in 2006, and was the first passer since Rams quarterback Kurt Warner (2001) to record 15 200-yard games in a season.
- In his first start as a Detroit Lion against Seattle (9/10), completed 21-of-37 passes (56.8 percent) for 229 yards with no touchdowns and no interceptions with a 75.2 quarterback rating.
- Threw for a season-high 342 yards while completing 25-of-40 (62.5 %) attempts with two touchdowns and one interception against Green Bay (9/24).
- Had a season-high attempts (43) and completions (29) for 280 yards with two touchdowns and three interceptions with a rating of 81.5 at St. Louis (10/1). Finished the first half completing 10 straight passes.
- Was 24-of-36 for 278 yards with one touchdown and one interception against Buffalo (10/15) to win his first game as the quarterback of the Lions.
- Cashed in on a season-best three passing touchdowns to three different receivers while completing 22-of-36 passes (61.1%) for 269 yards and two interceptions at the N.Y. Jets (10/22).
- Surpassed 20,000 passing yards (20,112) for his career after throwing for 269 yards against the Jets.
- Registered his second 300-yard game of the season with 321 yards on 20-of-32 passes, including his season-long pass on a 60-yard touchdown strike to Williams against Atlanta (11/5).
- Registered his third 300-yard passing game of the season with 314 yards at New England (12/3).
- With 294 passing yards against Minnesota (12/10), it gave him 3,484 yards on the season, which tied Mitchell's 1997 total for the second-highest single-season total in Lions history. Also, by surpassing the 200-yard mark, he passed for at least 200 yards in 13 games becoming the only quarterback in the NFL to throw for at least 200 yards in all 13 games at the time.
- Ran for 34 yards on a career-high tying seven attempts at Green Bay (12/17).
- Completed 27-of-45 passes for 283 yards, tied his then season-high total of three touchdown passes and posted his then highest quarterback rating of the season (100.5) against Chicago (12/24). His 100.5 rating was the highest allowed by the Bears defense, which was ranked at the top of the NFC, and it was the only rating of 100.0 allowed by Chicago in 2006.
- Connected on 28-of-42 passes for 306 yards, marking his fourth 300-yard passing outing of the season, with a season-high and career-high tying four touchdown passes and one interception to record a passer rating of 109.8, his highest of the season, at Dallas (12/31).

2005 (Cincinnati):

- Entered his final season with the Bengals as the backup to Carson Palmer, completing 17-of-29 passes (58.6%) for 99 yards with two interceptions as a reserve in three games.
- Saw his first action of the season in the fourth quarter at Detroit (12/18) and led the offense on a field goal drive with two-of-three completions for six yards and an 11-yard rush.
- Played the final offensive series against Buffalo (12/24) and went two-of-two passing for 17 yards.
- Subbed for Palmer in the second quarter at Kansas City (1/1/06) and went the rest of the way, completing 13-of-24 passes for 76 yards and two interceptions.
- Played 54 of the 56 offensive snaps in the Wild Card Playoff Game against Pittsburgh (1/8/06), entering the game after Palmer suffered a knee injury on Cincinnati's second offensive play. Completed 24-of-40 passes for 197 yards with one touchdown and two interceptions.

2004 (Cincinnati):

- Completed 61-of-104 passes (58.7%) for 623 yards with five touchdowns and four interceptions with three starts in four games played.
- Spent the majority of the season as the backup until entering Game 13 at New England (12/12) due to a season-ending injury to Palmer.
- Posted a 93.8 passer rating in a relief role against the Patriots, going nine-of-13 for 126 yards, including a 27-yard touchdown pass to Kelley Washington in the fourth quarter.
- In his first start, completed 16-of-32 passes for 151 yards and a touchdown, against Buffalo (12/19).
- Led the Bengals to a last-minute victory at the N.Y. Giants (12/26), throwing a four-yard touchdown pass with 0:44 remaining. He completed 20-of-32 for 186 yards, two touchdowns and an interception.
- Directed his second straight win in the season finale at Philadelphia (1/2/05), completing 16-of-27 passes for 160 yards and a touchdown against the eventual NFC champions.

2003 (Cincinnati):

- Received Comeback Player of the Year honors from Associated Press and *Pro Football Weekly* after leading Cincinnati to an NFL-best improvement from 2002 to 2003 (from 2-14 record to 8-8).
- Only NFL quarterback in 2003 to play every offensive snap for his team, and became the first player in Bengals history to throw every one of the team's passes in a season.
- Passed for 3,591 yards on 324-of-520 attempts with a career-high passer rating of 87.4.
- Had a career-high 26 touchdown passes (second in the AFC) while tossing 15 interceptions - the second-fewest in his career with a minimum of 10 starts.
- Had 20 touchdowns and only one interception in the eight Bengals victories.
- Threw 137 straight passes with no interceptions over a span of more than 17 quarters (from 11/9 to 12/7).
- In the victory against Baltimore (10/19), had a then career-long 82-yard touchdown pass to Chad Johnson.
- Posted his third 100-plus passer rating (102.7) of the season in a win against previously unbeaten Kansas City (11/16), including a 77-yard touchdown pass to Peter Warrick in the fourth quarter.
- Tied his career-high with four touchdown passes (and no interceptions) in the win at San Diego (11/23).
- Led a dramatic 24-20 comeback win at Pittsburgh (11/30), throwing the game-winning 18-yard touchdown pass with 0:13 remaining.

2002 (Cincinnati):

- After serving as a reserve for the first four games, revived a struggling Bengals offense when he came off the bench to start the final 12 games and finish with 313 completions for 3,216 yards, 12 touchdowns and 22 interceptions.

- Had 11 games (combined rushing and passing) of 300-or-more yards as well as six straight 350-yard games (Games 7-12), Cincinnati's longest such streak since 1986.
- Threw for four touchdowns at Houston (11/3) to establish a career-high.
- Rushed for a career-high four touchdowns on the season.
- Finished with an 81.5 completion percentage on 22-of-27 in the win at Houston (11/3) - which was a career-high (minimum 10 passes).
- Led the offense on a pair of fourth quarter touchdown drives to rally Cincinnati from a 13-7 deficit to a 20-13 win against New Orleans (12/22).

2001 (Cincinnati):

- Signed with the Bengals on March 8 as an unrestricted free agent, won the starting job after a preseason competition with Scott Mitchell and went on to start 15 games.
- Set a team record with an NFL-high 581 pass attempts.
- Opened the season winning his first two starts - home wins over New England (9/9) and Baltimore (9/23) - becoming the first Bengals quarterback since Greg Cook in 1969 to accomplish the feat.
- The win over Baltimore ended a 12-game winning streak (including postseason) for the Ravens.
- Threw a franchise-record and career-high 68 passes in the overtime win against Pittsburgh (12/30), tying the third-most in NFL history. He finished with a career-best 35 completions for 411 yards and two touchdowns and won AFC Offensive Player of the Week honors.
- With 340 passing yards the following week at Tennessee (1/6/02), set a team record with 751 for passing yards in consecutive games.

2000 (Seattle):

- Began the season as the Seahawks starter (Games 1-5) before being replaced by Damon Huard for three games (Games 6-8). He replaced an injured Huard at Oakland (10/22) and went on to start seven of the final eight games.
- Seahawks were 6-6 in his 12 starts and 0-4 in other games.
- Posted a completion percentage of 62.0 for the season, completing 259-of-418 passes for 2,658 yards, 18 touchdowns and 19 interceptions.
- Led Seattle to a 17-15 victory against San Diego (11/5), throwing two touchdowns.
- Engineered a 27-24 victory over Oakland (12/16), eventual AFC West winner, leading a 50-yard drive in the final minutes for the winning touchdown.

1999 (Seattle):

- Started 15 games and led the Seahawks to the AFC West title with a 9-7 record for the franchise's first playoff berth since 1988.
- Finished third in the AFC with 23 touchdown passes while completing 270-of-495 passes (59.5%) for 3,346 yards and 16 interceptions.
- Did not play at Chicago (9/19) due to a sprained toe suffered in the season opener against Detroit (9/12).
- Named AFC Offensive Player of the Month for October after guiding the team to a 3-1 record with seven touchdown passes and only two interceptions.
- In Seattle's playoff game against Miami (1/9/00), completed 14-of-30 for 162 yards, a touchdown and two interceptions in a 20-17 loss.

1998 (Seattle):

- Called on to start the final five games for the Seahawks after being the third quarterback in 10 of the first 11 games.
- Led Seattle to a 3-2 record over the final five games and earned his team's Unsung Hero award from the NFL Players Association.
- For the season, was 98-of-172 (57.0%) for 1,177 yards with seven touchdowns and eight interceptions.
- Made his first start against Tennessee (11/29), and earned AFC Offensive Player of the Week honors, passing for 298 yards and two touchdowns, one interception and leading a fourth quarter drive for the winning field goal.
- Threw touchdown passes of 70 and 57 yards to Joey Galloway in a span of 3:00 in a 32-31 loss at the N.Y. Jets (12/6).
- Rallied the Seahawks to 17 fourth quarter points in a 27-23 win against Indianapolis (12/20).

1997 (Seattle/World League):

- Opened the year with the Barcelona Dragons of the World League.
- Named MVP in the World Bowl championship game, completing 23-of-31 passes for 401 yards and two touchdowns in the win over the Rhein Fire.
- Was runner-up for World League MVP honors after leading the league in passes (317), completions (171), yards (2,448), and touchdowns (22) in 10 games.
- Rejoined the Seahawks for the NFL season.
- Had a memorable first NFL start at Oakland (12/14), subbing for injured Warren Moon and leading the second-biggest comeback in franchise history (from a 21-3 deficit to a 22-21 win). Completed 23-of-37 passes for 283 yards with a touchdown and two interceptions. Had only played three NFL plays prior to starting.
- Concluded the season with 371 yards on 31-of-45 passes (68.9%) with one touchdown and two interceptions.

1996 (Seattle):

- Signed by Seattle as an undrafted free agent on April 25.
- Waived on Aug. 19 and signed Aug. 20 to the Seahawks practice squad, where he spent the entire season.

COLLEGE:

- First-team NAIA All-America choice as a senior at Central Washington University in Ellensburg, Wash.
- Started 14 games and led the Wildcats to the NAIA championship game, completing 364-of-576 passes for 4,616 yards with 42 touchdowns and 14 interceptions.
- Finished his career completing 911-of-1,550 passes (58.8%) for 12,353 yards, 99 touchdowns and 59 interceptions in 43 games.
- Had 17 games with over 300 yards passing.
- Threw for nearly twice as many touchdowns (93) as interceptions (47) over his last three seasons.

PERSONAL:

- Jon Kitna lettered in football, baseball and basketball at Lincoln High School in Tacoma, Wash.
- Graduated from Central Washington with a degree in math education.
- He and his wife, Jennifer, have two sons, Jordan and Jalen, and a daughter, Jada.
- Also is the guardian of two cousins, Chris and Casey.
- He and his wife plan to be high school teachers when he retires from football, Jon teaching math and Jennifer teaching physical education.

COMMUNITY:

- Started the Jon and Jennifer Kitna Eternal Blessings Foundation in 2001, supporting various Christian ministries.
- Started a Christian-based ministry at Remann Hall in Tacoma, recruiting teammates to join him in spending time with the teenagers at the center.
- Donated Lions home game tickets to the Boys & Girls Club through the Lions CATS (Caring Athletes Ticket Service) for Kids program and took time after home games to meet the youth that attended the game.
- Took part in the 2007 Lions Pet Calendar which helps to raise money for the Dearborn Animal Shelter.
- Participated in 17th annual Detroit Lions Invitational golf outing that raised more than \$100,000 for Detroit Lions Charities.
- 2009 Spoke to the Highland Park (Dallas, Texas) High School Football team upon arriving in Dallas.
- Annual Team Holiday Hospital Visits.
- Salvation Army Angel Tree Christmas Program.
- Dallas Cowboys annual Luncheon and Cowboys Family Cookbook benefitting Happy Hill Farm.
- Make-A-Wish Foundation of North Texas.
- Support of the One Heart Project.

KITNA'S NFL TOTALS

Year Team	GP-GS	PASSING									
		Att	Cmp	Pct	Yds	Yds/Att	TD	Int	Long	Sacks	Rating
1997 Seattle	3-1	45	31	68.9	371	8.2	1	2	61	3/10	82.7
1998 Seattle	6-5	172	98	57.0	1,177	6.8	7	8	70t	11/72	72.3
1999 Seattle	15-15	495	270	54.5	3,346	6.8	23	16	51	32/198	77.7
2000 Seattle	15-12	418	259	62.0	2,658	6.4	18	19	71	33/166	75.6
2001 Cincinnati	16-15	581	313	53.9	3,216	5.5	12	22	49	25/185	61.1
2002 Cincinnati	14-12	473	294	62.2	3,178	6.7	16	16	72t	24/159	79.1
2003 Cincinnati	16-16	520	324	62.3	3,591	6.9	26	15	82t	37/249	87.4
2004 Cincinnati	4-3	104	61	58.7	623	6.0	5	4	30	6/41	75.9
2005 Cincinnati	3-0	29	17	58.6	99	3.4	0	2	16	2/10	36.4
2006 Detroit	16-16	596	372	62.4	4,208	7.1	21	22	60t	63/388	79.9
2007 Detroit	16-16	561	355	63.3	4,068	7.3	18	20	91t	51/320	80.9
2008 Detroit	4-4	120	68	56.7	758	6.3	5	5	47t	15/89	72.2
2009 Dallas	0-0	0	0	0.0	0	0.0	0	0	0	0/0	0.0
2010 Dallas	10-9	318	209	65.7	2,365	7.4	16	12	71t	21/100	88.9
Totals	138-124	4,432	2,671	60.3	29,658	6.7	168	163	91t	323/1,987	77.5
Playoffs											
1999 Seattle	1-1	30	14	46.7	162	5.4	1	2	22	6/32	46.8
2005 Cincinnati	1-0	40	24	60.0	197	4.9	1	2	24	4/20	60.1
2009 Dallas	0-0	0	0	0.0	0	0.0	0	0	0	0/0	0.0
Totals	2-1	70	38	54.3	359	5.1	2	4	24	10/52	54.4
Year Team	No	Yds	RUSHING			TD	SINGLE-GAME BESTS				
			Avg	Long	TD		Attempts	Completions	Yards	Touchdowns	Interceptions
1997 Seattle	10	9	0.9	8	1	Attempts - 68 vs. Pittsburgh, 12/30/01					
1998 Seattle	20	67	3.4	21	1	Completions - 35 vs. Pittsburgh, 12/30/01					
1999 Seattle	35	56	1.6	10	0	Yards - 446 at Philadelphia, 9/23/07					
2000 Seattle	48	127	2.6	13	1	Touchdowns - 4, three times, last at Dallas, 12/31/06					
2001 Cincinnati	27	73	2.7	20	1	Interceptions - 5 vs. Tampa Bay, 11/28/99 and at San Diego, 12/16/07					
2002 Cincinnati	24	57	2.4	12t	4	Passer Rating - 146.8 at Houston, 11/3/02					
2003 Cincinnati	38	113	3.0	15	0	Rush Attempts - 7, four times, last at Green Bay, 12/17/06					
2004 Cincinnati	10	42	4.2	15	0	Rush Yards - 40 vs. Detroit, 11/21/10					
2005 Cincinnati	2	14	7.0	11	0	Long Rush - 29t vs. Detroit, 11/21/10					
2006 Detroit	34	156	4.6	18	2						
2007 Detroit	25	63	2.5	11	0						
2008 Detroit	6	34	5.7	10	0						
2009 Dallas	0	0	0.0	0	0						
2010 Dallas	31	147	4.7	29t	1						
Totals	310	958	3.1	29t	11						
Playoffs											
1999 Seattle	4	25	6.3	12	0						
2005 Cincinnati	1	1	1.0	1	0						
Totals	5	26	5.2	12	0						

KITNA'S NFL TOTALS
KITNA'S GAME-BY-GAME

		1997 (Seattle)										
Date	Opp	Att	Cmp	Yds	Pct	TD	Int	Long	Sacks	Rating	W/L	Score
8/31	NYJ.....										L	3-41
9/7	Den.....										L	14-35
9/14	@ Ind.....	0	0	0	0.0	0	0	0	0/0	0.0	W	31-3
9/21	SD.....										L	26-22
9/28	@ KC.....										W	17-20
10/5	Ten.....										W	16-13
10/19	@ StL.....										W	17-9
10/26	Oak.....										W	45-34
11/2	@ Den.....										L	27-30
11/9	@ SD.....										W	37-31
11/16	@ NO.....										L	17-20
11/23	KC.....										L	14-19
11/30	Atl.....										L	17-24
12/7	@ Bal.....										L	24-31
12/14	@ Oak.....	37	23	283	62.2	1	2	61	2/5	72.2	W	22-21
12/21	SF.....	8	8	88	100.0	0	0	19	1/5	112.5	W	38-9
Totals	45	31	371	68.9	1	2	61	3/10	82.7		8-8

		1998 (Seattle)										
Date	Opp	Att	Cmp	Yds	Pct	TD	Int	Long	Sacks	Rating	W/L	Score
9/6	@ Phi.....										W	38-0
9/13	Ari.....										W	33-14
9/20	Was.....										W	24-14
9/27	@ Pit.....										L	10-13
10/4	@ KC.....	12	3	42	25.0	0	1	16	0/0	6.9	L	6-17
10/11	Den.....										L	16-21
10/25	@ SD.....										W	27-20
11/1	Oak.....										L	18-31
11/8	KC.....										W	24-12
11/15	@ Oak.....										L	17-20
11/22	@ Dal.....										L	22-30
11/29	Ten.....	39	24	298	61.5	2	1	59t	1/2	91.6	W	20-18
12/6	@ NYJ.....	24	17	278	70.8	2	2	70t	1/7	102.4	L	31-32
12/13	SD.....	31	16	140	51.6	1	3	15	2/10	35.1	W	38-17
12/20	Ind.....	29	16	177	55.2	1	0	22	4/27	85.0	W	27-23
12/27	@ Den.....	37	22	242	59.5	1	1	24	3/26	76.6	L	21-28
Totals	172	98	1,177	57.0	7	8	70t	11/72	72.3		8-8

		1999 (Seattle)										
Date	Opp	Att	Cmp	Yds	Pct	TD	Int	Long	Sacks	Rating	W/L	Score
9/12	Det.....	30	20	202	66.7	2	0	26t	6/28	107.9	W	20-28
9/19	@ Chi.....										L	14-13
9/26	@ Pit.....	29	18	265	62.1	0	0	51	1/14	91.9	W	29-10
10/3	Oak.....	30	15	213	50.0	2	1	29t	2/12	81.7	W	22-21
10/17	@ SD.....	29	17	151	58.6	1	1	25	3/11	69.8	L	10-13
10/24	Buf.....	30	17	276	56.7	2	0	43t	1/1	109.9	W	26-16
11/1	@ GB.....	19	12	109	63.2	2	0	21	2/19	113.7	W	27-7
11/7	Cin.....	24	14	202	58.3	3	2	32	2/15	90.6	W	37-20
11/14	Den.....	31	16	235	51.6	2	1	39	1/5	84.7	W	20-17
11/21	@ KC.....	33	14	235	42.4	2	1	45t	0/0	74.7	W	31-19
11/28	TB.....	44	19	197	43.2	0	5	34	3/27	17.1	L	3-16
12/5	@ Oak.....	39	22	245	56.4	2	2	31t	1/11	71.0	L	21-30
12/12	SD.....	40	25	285	62.5	1	1	48	3/14	81.8	L	16-19
12/19	@ Den.....	42	22	278	52.4	2	0	36t	3/28	89.2	L	30-36
12/26	KC.....	30	18	216	60.0	2	0	20t	3/9	104.3	W	23-14
1/2/00	@ NYJ.....	45	21	237	46.7	0	2	32	1/4	44.4	L	9-19
Totals	495	270	3,346	54.5	23	16	51	32/198	77.7		9-7

Playoffs												
1/9/00	Mia.....	30	14	162	46.7	1	2	22	6/32	46.8	L	17-20

		2000 (Seattle)										
Date	Opp	Att	Cmp	Yds	Pct	TD	Int	Long	Sacks	Rating	W/L	Score
9/3	@ Mia.....	15	6	54	40.0	0	4	14	1/0	10.8	L	0-23
9/10	StL.....	31	20	245	64.5	1	2	34t	3/8	72.6	L	34-37
9/17	NO.....	29	22	193	75.9	1	1	25	4/24	90.2	W	20-10
9/24	@ SD.....	21	11	196	52.4	1	0	68t	5/35	100.5	W	20-12
10/2	@ KC.....	28	17	140	60.7	1	1	23	5/37	70.5	L	17-24
10/8	@ Car.....										L	3-26
10/15	Ind.....	6	5	57	83.3	0	0	18	1/4	106.3	L	24-37
10/22	@ Oak.....	18	11	85	61.1	0	0	14	1/1	72.7	L	3-31
10/29	KC.....	42	26	224	61.9	2	3	17	3/16	62.0	L	19-24
11/5	SD.....	19	11	85	57.9	2	1	18	1/7	82.1	W	17-15

KITNA'S GAME-BY-GAME, (cont.)

2000 (Cincinnati), cont.

Date	Opp	Att	Cmp	Yds	Pct	TD	Int	Long	Sacks	Rating	W/L	Score
11/12	@ Jac.....	33	22	231	66.7	3	0	30	1/1	117.1	W	28-21
11/26	Den.....	42	20	226	47.6	1	2	59	0/0	52.3	L	31-38
12/3	@ Atl.....	34	25	252	73.5	1	0	71	0/0	104.0	W	30-10
12/10	@ Den.....	41	26	298	63.4	3	3	37	0/0	79.1	L	24-31
12/16	Oak.....	30	19	177	63.3	2	1	21	3/24	87.8	W	27-24
12/23	Buf.....	29	18	195	62.1	0	1	45	5/9	67.5	L	23-42
Totals	418	259	2,658	62.0	18	19	71	33/166	75.6		6-10

2001 (Cincinnati)

Date	Opp	Att	Cmp	Yds	Pct	TD	Int	Long	Sacks	Rating	W/L	Score
9/9	NE.....	27	18	204	66.7	1	0	34	1/8	101.5	W	23-17
9/23	Bal.....	30	19	154	63.3	1	0	41	2/18	87.4	W	21-10
9/30	@ SD.....	32	18	135	56.3	2	3	20	2/9	48.3	L	14-28
10/7	@ Pit.....	34	19	164	55.9	1	1	22	2/15	66.3	L	7-16
10/14	Cle.....	38	20	201	52.6	1	0	33	0/0	76.8	W	24-14
10/21	Chi.....	46	19	244	41.3	0	1	27	2/15	49.5	L	0-24
10/28	@ Det.....	27	17	204	63.0	2	2	30t	1/16	79.9	W	31-27
11/11	@ Jac.....	48	28	303	58.3	0	1	32	4/24	68.3	L	13-30
11/18	Ten.....	41	23	234	56.1	1	2	27	1/10	60.4	L	7-20
11/25	@ Cle.....	19	8	85	42.1	0	2	22	0/0	16.2	L	0-18
12/2	TB.....	38	19	144	50.0	1	1	19	3/29	57.3	L	13-16
12/9	Jac.....	30	16	147	53.3	0	1	17	1/7	53.1	L	10-14
12/16	@ NYJ.....	17	10	93	58.8	0	3	17	0/0	34.3	L	14-15
12/23	@ Bal.....	39	16	153	41.0	0	3	20	3/22	20.6	L	0-16
12/30	Pit.....	68	35	411	51.5	2	1	49	2/8	73.8	W	26-23
1/6/02	@ Ten.....	47	28	340	59.6	0	1	39	1/4	73.0	W	23-21
Totals	581	313	3,216	53.9	12	22	49	25/185	61.1		6-10

2002 (Cincinnati)

Date	Opp	Att	Cmp	Yds	Pct	TD	Int	Long	Sacks	Rating	W/L	Score
9/8	SD.....										L	6-34
9/15	@ Cle.....	0	0	0	0.0	0	0	0	0/0	0.0	L	7-20
9/22	@ Atl.....	35	18	136	51.4	0	1	20	1/6	49.2	L	3-30
9/29	TB.....										L	7-35
10/6	@ Ind.....	43	31	244	72.1	1	3	30t	1/7	64.5	L	21-28
10/13	Pit.....	35	23	222	65.7	0	3	23	5/32	47.6	L	7-34
10/27	Ten.....	23	17	193	73.9	2	0	24	0/0	127.6	L	24-30
11/3	@ Hou.....	27	22	263	81.5	4	0	33t	0/0	146.8	W	39-3
11/10	@ Bal.....	41	28	272	68.3	2	3	39t	3/23	72.4	L	27-38
11/17	Cle.....	30	17	258	56.7	1	0	72t	1/10	96.3	L	20-27
11/24	@ Pit.....	39	22	298	56.4	1	0	55	1/0	89.5	L	21-29
12/1	Bal.....	46	30	308	65.2	2	1	35t	1/5	89.8	L	23-27
12/8	@ Car.....	37	25	295	67.6	2	0	37t	4/38	109.6	L	31-52
12/15	Jac.....	42	22	258	52.4	0	1	44	3/23	61.4	L	15-29
12/22	NO.....	40	20	190	50.0	1	2	30t	2/7	51.0	W	20-13
12/29	@ Buf.....	35	19	241	54.3	0	2	50	2/8	52.2	L	9-27
Totals	473	294	3,178	62.2	16	16	72t	24/159	79.1		2-14

2003 (Cincinnati)

Date	Opp	Att	Cmp	Yds	Pct	TD	Int	Long	Sacks	Rating	W/L	Score
9/7	Den.....	37	20	264	54.1	1	2	41t	4/21	63.3	L	10-30
9/14	@ Oak.....	41	25	303	61.0	1	2	34	2/16	71.5	L	20-23
9/21	Pit.....	24	16	157	66.7	1	1	31	4/32	81.4	L	10-17
9/28	@ Cle.....	31	23	215	74.2	3	0	55t	0/0	125.1	W	21-14
10/5	@ Buf.....	44	26	225	59.1	0	1	20	1/13	63.2	L	16-22
10/19	Bal.....	27	16	274	59.3	3	0	82t	4/30	130.8	W	34-26
10/26	Sea.....	30	18	226	60.0	2	0	53t	2/8	105.7	W	27-24
11/2	@ Ari.....	38	21	218	55.3	1	2	41	2/3	58.9	L	14-17
11/9	Hou.....	26	18	182	69.2	1	1	25	0/0	85.7	W	34-27
11/16	KC.....	32	19	233	59.4	2	0	77t	2/11	102.7	W	24-19
11/23	@ SD.....	38	24	243	63.2	4	0	30	1/9	116.4	W	34-27
11/30	@ Pit.....	32	18	271	56.3	3	0	58	1/5	115.5	W	24-20
12/7	@ Bal.....	31	23	214	74.2	1	2	34	6/46	76.5	L	13-31
12/14	SF.....	25	18	189	72.0	2	0	31t	2/21	120.3	W	41-38
12/21	@ SIL.....	29	16	202	55.2	1	3	47	3/15	49.0	L	10-27
12/28	Cle.....	35	23	175	65.7	0	1	19	3/19	65.8	L	14-22
Totals	520	324	3,591	62.3	26	15	82t	37/249	87.4		8-8

2004 (Cincinnati)

Date	Opp	Att	Cmp	Yds	Pct	TD	Int	Long	Sacks	Rating	W/L	Score
9/12	@ NYJ.....										L	24-31
9/19	Mia.....										W	16-13

2004 (Cincinnati), cont.

Date	Opp	Att	Cmp	Yds	Pct	TD	Int	Long	Sacks	Rating	W/L	Score
9/26	Bal.....										L	9-23
10/3	@ Pit.....										L	17-28
10/17	@ Cle.....										L	17-34
10/25	Den.....										W	23-10
10/31	@ Ten.....										L	20-27
11/7	Dal.....										W	26-3
11/14	@ Was.....										W	17-10
11/21	Pit.....										L	14-19
11/28	Cle.....										W	58-48
12/5	@ Bal.....										W	27-26
12/12	@ NE.....	13	9	126	69.2	1	1	30	0/0	93.8	L	28-35
12/19	Buf.....	32	16	151	50.0	1	2	24	3/25	28.1	L	17-33
12/26	NYG.....	32	20	186	62.5	2	1	21	3/16	37.5	W	23-22
1/2/05	@ Phi.....	27	16	160	59.3	1	0	27	0/0	22.2	W	38-10
Totals		104	61	623	58.7	5	4	30	6/41	75.9		8-8

2005 (Cincinnati)

Date	Opp	Att	Cmp	Yds	Pct	TD	Int	Long	Sacks	Rating	W/L	Score
9/11	@ Cle.....										W	27-13
9/18	Min.....										W	37-8
9/25	@ Chi.....										W	24-7
10/2	Hou.....										W	16-10
10/9	@ Jac.....										L	20-23
10/16	@ Ten.....										W	31-23
10/23	Pit.....										L	13-27
10/30	GB.....										W	21-14
11/6	@ Bal.....										W	21-9
11/20	Ind.....										L	37-45
11/27	Bal.....										W	42-29
12/4	@ Pit.....										W	38-31
12/11	Cle.....										W	23-20
12/18	@ Det.....	3	2	6	66.7	0	0	5	0/0	70.1	W	41-17
12/24	Buf.....	2	2	17	100.0	0	0	13	1/4	102.1	L	23-37
1/1/06	@ KC.....	24	13	76	54.2	0	2	16	1/6	25.7	L	3-37
Totals		29	17	99	58.6	0	2	16	2/10	36.4		11-5

Playoffs

1/8/06	Pit.....	40	24	197	60.0	1	2	24	4/20	60.1	L	17-31
--------	----------	----	----	-----	------	---	---	----	------	------	---	-------

2006 (Detroit)

Date	Opp	Att	Cmp	Yds	Pct	TD	Int	Long	Sacks	Rating	W/L	Score
9/10	Sea.....	37	21	229	56.8	0	0	30	3/16	75.2	L	6-9
9/17	@ Chi.....	30	23	230	76.7	0	0	23	6/31	97.9	L	7-34
9/24	GB.....	40	25	342	62.5	2	1	42	3/23	96.0	L	24-31
10/1	@ StL.....	43	29	280	67.4	2	2	28	2/3	81.5	L	34-41
10/8	@ Min.....	42	23	225	54.8	1	3	23	5/24	48.2	L	17-26
10/15	Buf.....	36	24	278	66.7	1	1	28	3/16	87.5	W	20-17
10/22	@ NYJ.....	36	22	269	61.1	3	2	26	1/8	88.8	L	24-31
11/5	Atl.....	32	20	321	62.5	1	1	60t	3/13	93.4	W	30-14
11/12	SF.....	30	19	202	63.3	1	1	24	3/22	80.1	L	13-19
11/19	@ Ari.....	38	23	246	60.5	0	1	23	4/35	68.8	L	10-17
11/23	Mia.....	40	22	252	55.0	1	1	41	8/53	72.1	L	10-27
12/3	@ NE.....	38	22	314	57.9	1	3	31	5/30	60.6	L	21-28
12/10	Min.....	41	28	294	68.3	1	3	23	3/11	66.5	L	20-30
12/17	@ GB.....	26	16	135	61.5	0	2	21	6/51	42.9	L	9-17
12/24	Chi.....	45	27	283	60.0	3	0	26	3/23	100.5	L	21-26
12/31	@ Dal.....	42	28	306	66.7	4	1	24	5/29	109.8	W	39-31
Totals		596	372	4,208	62.4	21	22	60t	63/388	79.9		3-13

2007 (Detroit)

Date	Opp	Att	Cmp	Yds	Pct	TD	Int	Long	Sacks	Rating	W/L	Score
9/9	at Oak.....	36	27	289	75.0	3	2	32t	2/5	102.7	W	36-21
9/16	Min.....	32	22	245	68.8	1	1	20	1/16	86.0	W	20-17
9/23	@ Phi.....	46	29	446	63.0	2	1	91t	10/53	100.5	L	21-56
9/30	Chi.....	24	20	247	83.3	2	0	49	6/32	137.3	W	37-27
10/7	@ Was.....	29	16	106	55.2	0	2	16	6/30	34.6	L	3-34
10/21	TB.....	20	16	147	80.0	0	0	19	3/16	97.3	W	23-16
10/28	@ Chi.....	35	24	268	68.6	0	0	29	4/22	91.1	W	16-7
11/4	Den.....	31	16	252	51.6	2	0	49t	1/6	100.5	W	44-7
11/11	@ Ari.....	45	32	296	71.1	2	2	22	4/31	84.9	L	21-31
11/18	NYG.....	43	28	377	65.1	1	3	35t	3/26	71.6	L	10-16
11/22	GB.....	40	19	224	47.5	1	1	20	4/27	62.9	L	26-37
12/2	@ Min.....	35	27	260	77.1	1	0	43	4/30	106.8	L	10-42
12/9	Dal.....	36	22	248	61.1	0	0	35	1/10	81.7	L	27-28

KITNA'S GAME-BY-GAME, (cont.)

2007 (Detroit), cont.												
Date	Opp	Att	Cmp	Yds	Pct	TD	Int	Long	Sacks	Rating	W/L	Score
12/16	@ SD.....	45	26	302	57.8	2	5	49	0/0	53.4	L	14-51
12/23	KC.....	16	9	115	56.3	0	1	26	2/16	52.9	W	25-20
12/30	@ GB.....	48	22	246	45.8	1	2	30t	0/0	51.2	L	13-34
Totals		561	355	4,068	63.3	18	20	91t	51/320	80.9		7-9

2008 (Detroit)												
Date	Opp	Att	Cmp	Yds	Pct	TD	Int	Long	Sacks	Rating	W/L	Score
9/7	@ Atl.....	33	24	262	72.7	2	1	38	3/16	103.3	L	21-34
9/14	GB.....	41	21	276	51.2	2	3	47t	5/20	58.6	L	25-48
9/21	@ SF.....	30	15	146	50.0	1	1	34t	4/22	61.3	L	13-31
10/5	Chi.....	16	8	74	50.0	0	0	25	3/31	63.0	L	7-34
10/12	@ Min.....										L	10-12
10/19	@ Hou.....										L	21-28
10/26	Was.....										L	17-25
11/2	@ Chi.....										L	23-27
11/9	Jac.....										L	14-38
11/16	@ Car.....										L	22-31
11/23	TB.....										L	20-38
11/27	Ten.....										L	10-47
12/7	Min.....										L	16-20
12/14	@ Ind.....										L	21-31
12/21	NO.....										L	7-42
12/28	@ GB.....										L	21-31
Totals		120	68	758	56.7	5	5	47t	15/89	72.2		0-16

2009 (Dallas)												
Date	Opp	Att	Cmp	Yds	Pct	TD	Int	Long	Sacks	Rating	W/L	Score
9/13	@ TB.....										W	34-21
9/20	NYG.....										L	31-33
9/28	Car.....										W	21-7
10/4	@ Den.....										L	10-17
10/11	@ KC.....										W	26-20
10/25	Atl.....										W	37-21
11/1	Sea.....										W	38-17
11/8	@ Phi.....										W	20-16
11/15	@ GB.....										L	7-17
11/22	Was.....										W	7-6
11/26	Oak.....										W	24-7
12/6	@ NYG.....										L	24-31
12/13	SD.....										L	17-20
12/19	@ NO.....										W	24-17
12/27	@ Was.....										W	17-0
1/3/10	Phi.....										W	24-0
Totals												11-5

Playoffs												
Date	Opp	Att	Cmp	Yds	Pct	TD	Int	Long	Sacks	Rating	W/L	Score
1/9/10	Phi.....										W	34-14
1/17/10	@ Min.....										L	3-34
Totals												1-1

2010 (Dallas)												
Date	Opp	Att	Cmp	Yds	Pct	TD	Int	Long	Sacks	Rating	W/L	Score
9/12	@ Was.....										L	7-13
9/19	Chi.....										L	20-27
9/26	@ Hou.....										W	27-13
10/10	Ten.....										L	27-34
10/17	@ Min.....										L	21-24
10/25	NYG.....	33	16	187	48.5	2	0	25	3/13	86.3	L	35-41
10/31	Jac.....	49	34	379	69.4	1	4	35	2/14	64.9	L	17-35
11/7	@ GB.....	30	19	183	63.3	1	2	41	4/17	63.6	L	7-45
11/14	@ NYG.....	22	13	327	59.1	3	1	71t	0/0	124.1	W	33-20
11/21	Det.....	24	18	147	75.0	3	0	24	2/16	129.7	W	35-19
11/25	NO.....	42	30	313	71.4	0	1	47	1/0	82.7	L	27-30
12/5	@ Ind.....	26	18	167	69.2	1	0	22	2/16	99.4	W	38-35
12/12	Phi.....	35	24	242	68.6	2	2	35	1/3	83.3	L	27-30
12/19	Was.....	37	25	305	67.6	2	0	33	2/5	110.8	W	33-30
12/25	@ Ari.....	20	12	115	60.0	1	2	24	4/16	53.1	L	26-27
12/11	@ Phi.....										W	14-13
Totals		318	209	2,365	65.7	16	12	71t	21/100	88.9		6-10

KYLE KOSIER (KO-zar)

63 • Guard

6-5 • 309 • 11/27/78

Arizona State • UFA (Det) for '06

NFL: 10th Year • Cowboys: 6th Year

Games/Starts: 2010-13/13; Career-127/104

Postseason: 2010-0/0; Career-6/4



PRO: Kyle Kosier arrived in Dallas via free agency in 2006 to replace left guard Larry Allen, who dominated defenses at the position for the better part of 12 seasons. Kosier filled in the role admirably as he started all 32 regular season games and both playoff games through his first two seasons with the club. Over that same span, the Cowboys scored 35 rushing touchdowns – the most over a two-year span since going for 37 from 1998-99. His third season was a bumpy road as he suffered a hairline fracture in his right foot late in the pre-season and played in just three games in the 2008 regular season. He arrived completely healthy in 2009 and once again started all 16 games for the club. In 2010 Kosier missed three games with knee and ankle injuries but still started the 13 in which he played. Through his nine seasons, Kosier has played in 133 total games with 108 starts.

TRANSACTION SUMMARY:

11/29/08: Placed on Reserve/Injured with a foot injury.

3/11/06: Signed with Dallas as an unrestricted free agent through 2010.

4/19/05: Signed with Detroit as a restricted free agent.

4/21/02: Drafted in the seventh round (248th overall) by San Francisco.

2010:

- Started all 13 games he played, missing three due to injuries (one with a knee injury and two with an ankle).
- Missed the season opener at Washington (9/12) after suffering a knee injury in the pre-season, but made his 2010 debut in the home opener against Chicago (9/19). The offense rattled off 410 yards, including 374 through the air, as the line did not yield a sack on 51 passing attempts.
- Helped the offense churn out 385 yards and three touchdowns and did not yield a sack in the club's win at Houston (9/26). Re-injured his knee early in the fourth quarter and sat out the remainder of the game.
- Returned to start after the bye against Tennessee (10/10) and helped block for 511 offensive yards – the club's first 500-yard performance since going for 502 against St. Louis (9/30/07). Behind the line's effort, Tony Romo threw for 406 yards and Felix Jones rushed for 109 yards to give Dallas a 400-yard passer and a 100-yard rusher in the same game for the first time in club history.
- Suffered a right ankle injury late in the second quarter at Minnesota (10/17) and did not return.
- Was inactive the next two games – against the N.Y. Giants (10/25) and Jacksonville (10/31) – with the ankle injury.
- Returned to the starting lineup at Green Bay (11/7) as the offense managed just 205 total yards.
- At the N.Y. Giants (11/14) helped allow starting quarterback Jon Kitna to throw for 327 yards and three touchdowns with one interception in Jason Garrett's first win as the interim head coach.
- Blocked for a running game that gained 134 yards as the offense added four touchdowns in the win against Detroit (11/21).
- On Thanksgiving Day against New Orleans (11/25), aided an offense that tallied 457 yards – 144 on the ground – with three rushing touchdowns.
- In the overtime win at Indianapolis (12/5), the offense posted 217 rushing yards – the most on the season and the most since ripping off 251 against the N.Y. Giants (20/09). Kitna completed 18-of-26 passes for 167 yards and one touchdown while being sacked just once.
- In the win against Washington (12/19), the offense gained 434 yards – the sixth 400-yard outing of the season. Dallas also controlled the clock for 35:21 – the second-highest time of possession in a non-overtime game on the season.
- In the season-ending win at Philadelphia (1/2/11), blocked for the club's third starting quarterback of the season as Stephen McGee stepped in for Kitna (abdominal). The line protected McGee long enough to string together a nine-play 54-yard game-winning drive late in the fourth quarter.

2009:

- Returned to health and again started all 16 games at left guard.
- The Cowboys finished second in the NFL (second in the NFC) in total offense, averaging 399.4 yards-per-game.
- Dallas' passing game finished sixth in the NFL (second in the NFC) with 267.9 yards-per-game.
- The rushing offense ranked seventh in the NFL (third in the NFC), gaining 2,103 yards on the season, 131.4 yards-per-game.
- Dallas gained 6,390 total yards of offense to mark the most in a season in team history and the first 6,000-plus yard season in team history.
- Offensive line returned all five starters from 2008 in the season opener at Tampa Bay (9/13) to help the Cowboys churn out 8.9 yards-per-play for 462 total yards. Line allowed time for Romo to complete 16-of-27 passes for a single-game career-high 353 yards and three touchdowns – all over 40-yards – and one for a career-long 80 yards to Patrick Crayton, while allowing just one sack.
- Helped clear the way for 251 rushing yards against the N.Y. Giants (9/20) as the ground game averaged 8.7 yards-per-carry, the highest rushing yard average for any game dating back to the 1970 season. The 251 rushing yards was the most for the club since rushing for 271 yards at Philadelphia (10/31/93).

- Blocked for back-to-back 200-plus yard rushing games for the first time since 1979 (at Minnesota, 10/7 and against Los Angeles, 10/14) and sixth time in team history as the team amassed 212 rushing yards against Carolina (9/28).
- The line helped the club gain a season-high 498 total net yards on 61 plays at Kansas City (10/11). Also allowed time for Romo to complete 20-of-34 passes for 351 yards - the second-highest of his career - and two touchdowns, while giving up just one sack. On the ground, Cowboys runners garnered 150 yards on 26 carries (5.8 avg.) with one score.
- Against Atlanta (10/25) the line once again provided Romo with time to pass for 300-plus yards (311) while completing 72.4% of his passes (21-of-29) for three touchdowns with a season-best 141.6 quarterback rating. Also helped the running game eclipse 100 rushing yards (115) for the fifth game this year.
- The offense amassed 358 total yards with 282 through the air as Romo completed 21-of-34 passes with one touchdown and one interception at Philadelphia (11/8) as the team won its fourth straight game - the club's longest winning streak since seven straight in 2007.
- The offensive line re-shuffled when Marc Colombo suffered a broken left fibula and high ankle sprain on the second offensive series at Green Bay (11/15). With Doug Free taking over, the line helped Romo complete 24 passes for 251 yards with one touchdown and one interception while allowing five sacks.
- Free took over as starting right tackle against Washington (11/22), and the line allowed only one sack of Romo on 27 passing attempts as he threw for 158 yards and the running game rushed for 153 yards.
- The offense amassed 494 yards of total offense (195 rushing, 309 passing) against Oakland (11/26) - the fifth time to reach 400 yards this season, which tied the second-highest figure in a season in club history. The offense recorded 10 plays of 20-or-more yards and had eight plays of 25-or-more yards.
- The line allowed only two sacks of Romo at the N.Y. Giants (12/6), as he established career-bests in attempts (55 - second in team history), completions (41 - team record) and passing yards (392) for a completion percentage of 74.5 while throwing three touchdowns. The team totaled 424 yards of offense - the sixth game of the season with 400-or-more yards, which tied the most games of 400-or-more yards in a season in club history (1979, 1981, 1983 and 2007).
- The offensive line helped rack up 439 total yards at previously undefeated New Orleans (12/19) to mark the seventh game of 400-or-more yards this season, the most in a season in club history. The team had 195 yards of total offense in the first quarter and 156 passing yards as they jumped out to an early 14-0 lead on the Saints. The offense scored touchdowns on its first two possessions for the first time since against Seattle (11/27/08). The line also paved the way for Cowboys running backs to gain 145 yards on the ground, including two rushing touchdowns by Marion Barber.
- In the playoff-clinching win at Washington (12/27), the line allowed time for Romo to complete 25-of-38 passes for 286 yards with one touchdown and one interception. The offense totaled 393 yards giving them 5,916 through 15 games for the most in team history through 15 games. The line also controlled the clock for 35:02 as the team converted seven-of-13 on third down.
- Helped the club win its 17th NFC East Division title while paving the way for 179 rushing yards and 311 passing yards for 474 total yards of offense - upping the single-season club-high of 400-yard games to eight - against Philadelphia (1/3/10). The offense gained 6,390 total yards on the season to mark the first time the club has topped 6,000 yards in a season.
- Colombo returned to the starting line-up against Philadelphia (1/9/10) in the NFC Wild Card Game, as the offense racked up 27 points in the second quarter for the most points in a single quarter in team playoff history while gaining 426 of total offense for the seventh-most in a playoff game in club history. The line also blocked for 198 rushing yards with two rushing touchdowns while controlling the clock for 39:34 and converting nine-of-16 on third down.
- As part of the offensive line at Minnesota (1/17/10), allowed time for Romo to complete 22-of-35 for 198 yards with one interception while allowing six sacks - tying the third-most yielded in a playoff game in club history. Also blocked for a running game that gained 92 yards on 25 attempts.

2008:

- Was limited to just three starts in three games played after suffering multiple injuries to his right foot and eventually landing on Reserve/Injured.
- Was inactive the first two games of the season after injuring his right foot in the preseason game against Houston.
- Made his 2008 debut as a starter at Green Bay (9/21) and helped block for a running game that finished with 217 yards on 35 carries - the most rushing yards by Dallas since the 217 yards at Tennessee (10/1/06).
- Re-injured his foot in the Packers game and missed the next six games.
- Returned at Washington (11/16) and did not allow a sack in 27 attempts as Romo returned to action for the first game since breaking his finger at Arizona (10/12). Also opened holes for Barber to rush for 114 yards.
- Helped Romo to a season-high 341 passing yards - his fifth 300-yard game of the season - but left the game in the third quarter after re-injuring his foot against San Francisco (11/23).
- Placed on Reserve/Injured Nov. 29 and missed the remainder of the season.

2007:

- Started every game at left guard for the second consecutive year.
- Played a key role in one of the most prolific offensive seasons in club history while helping the team to a club record-tying 13 victories and the first NFC East title for Dallas since 1998.
- The Dallas offense finished the season second in the NFL in scoring (first in the NFC) with an average of 28.4 points-per-game. The 455 points scored marked the second-most in club history behind only the 1983 team (479 points).
- With an average of 365.7 yards-per-game, the Cowboys were third in the NFL (second in the NFC) in total offense.
- Dallas ranked fourth in the NFL (third in the NFC) in passing with an average of 256.6 yards-per-game.
- In the rushing offense category, the Cowboys were 17th in the NFL (seventh in the NFC) with an average of 109.1 yards-per-game.

- Offense gained 478 total yards and scored six touchdowns – tied the fourth-most in a season opener in club history - as Romo threw for a season-high 336 yards against the N.Y. Giants (9/9).
- The line blocked for a 100-yard rusher (Barber), 100-yard receiver (Terrell Owens) and a 300-yard passer (Romo) at Chicago (9/23) for the first time since at Washington (9/12/99).
- The offense put up a season-high 502 total yards (336 passing and 171 rushing) - the most since the overtime game at Washington (9/12/99) - against St. Louis (9/30).
- Offense put together a 14-play drive - tying the longest drive of the season - to open the game against Minnesota (10/21), and Romo completed a single-game career-high 31 first-half completions.
- Romo finished with a season-high 141.7 passer rating and a season-high 80.0 completion percentage at Philadelphia (11/4), completing 20-of-25 passes for 324 yards.
- Romo threw four touchdown passes at the N.Y. Giants (11/11) and against Washington (11/18) to become the first quarterback in team history to throw four touchdowns in back-to-back games.
- The running game picked up a season-high 174 yards against the N.Y. Jets (11/22) as Barber rushed for 103 yards.
- The Dallas offense racked up 368 total yards as Romo finished with 302 passing yards - seventh 300-yard game of the season - and a 110.4 passer rating - his seventh consecutive game with a passer rating over 100.0 at Detroit (12/9).
- In the Divisional Playoff loss against the N.Y. Giants (1/13/08), the offensive unit had a season-long 20 play, 90-yard drive for a touchdown in the second quarter that consumed 10:28, the longest time of possession on any drive on the season.
- The line also provided holes for Barber to rush for a postseason career-high 129 yards.

2006:

- Played left guard for an offensive line that had the same starters in every regular season game.
- The Cowboys offense scored 425 points (26.6 points-per-game), fourth in the NFL and the team's most since 1995.
- Dallas was second in the NFL in third down efficiency (48.8%), the club's highest rating since 1980.
- Dallas also averaged 360.8 yards-per-game in total offense, fifth in the NFL and the most for the Cowboys since the 1995 season.
- At Tennessee (10/1) the Cowboys rushed for 217 yards and three touchdowns, their most rushing yards since December 14, 2003, when they rushed for 222 yards.
- Julius Jones rushed for over 100 yards at Philadelphia (10/8) and against Houston (10/15), giving him three straight 100-yard games.
- Dallas threw for a season-high 310 net yards against the N.Y. Giants (10/23).
- Romo made his first start at Carolina (10/29) as the Cowboys gained 414 total yards and controlled the clock for a season-best 38:16.
- At Arizona (11/12) the line did not allow a sack and gave Romo time to throw for 308 yards, his first career 300-yard passing game.
- The line limited the Bucs (11/23) to one sack on 30 pass plays as the Cowboys gained a season-high 435 total yards – 306 passing and 137 rushing.
- Dallas also picked up a season-high 27 first downs, including 18 through the air, the club's most passing first downs since 1998, and Romo tied the club record with five passing touchdowns against Tampa Bay.
- At Atlanta (12/16) helped Dallas control the ball for 33:21, gain 352 yards, and score 31 offensive points.
- The line played a key role in the Cowboys 11-play, 80-yard touchdown drive late in the fourth quarter, which lasted 6:32 to put the game away.
- Against Detroit (12/31) the line gave Romo time to throw for a season-high 321 yards and two touchdowns.

2005 (Detroit):

- Played in 16 regular season games at left guard, including 11 starts.
- Moved into the starting lineup against Cleveland (10/23), helping the offense gain 329 yards - the second-most by the Lions in 2005.
- At Minnesota (11/6) Joey Harrington completed 28-of-48 passes for 263 yards, the most passing yards by the team in 2005.
- Helped the Lions gain a season-high 383 yards against Arizona (11/13), including 157 rushing yards and 226 passing yards.

2004 (San Francisco):

- Started 16 regular season games, including six at right guard and 10 at left guard.
- In his third start at left guard, helped San Francisco gain 448 yards against Arizona (10/10).

2003 (San Francisco):

- Played in 16 regular season games, including 12 starts.
- Showed his versatility by playing right tackle, left guard, and right guard throughout the season.
- Against Chicago (9/7) played right tackle and helped hold the Bears without a sack.
- Played right tackle the following week at St. Louis (9/14) as the 49ers gained 390 total yards.
- Moved to starting left guard and helped the offense gain 325 yards against the Lions (10/5).
- Against Tampa Bay (10/19) played left guard as the 49ers rushed for a season-high 212 yards.

2002 (San Francisco):

- Made one start and played in 15 regular season games and both playoff games as a rookie.
- Saw considerable action on special teams and returned a kickoff 10 yards against Kansas City (11/10).
- Made his first career start at right guard at St. Louis (12/30) and played some at left tackle.
- Played on special teams in a wild card game against the N.Y. Giants (1/5/03) and in the Divisional Playoff Game at Tampa Bay (1/12/03).

COLLEGE:

- Started his final 23 games at Arizona State, including 11 as a senior, when he earned All-Pac-10 honorable mention as a right tackle.
- Helped the Sun Devils offense gain 426.4 yards-per-game as a senior.
- As a junior, started at right guard, helping the Sun Devil offense gain 379.3 yards-per-game.
- As a sophomore, played in 10 games and started the final two at right guard.
- As a freshman, moved from the defensive line to the offensive line and played in one game at left tackle.

PERSONAL:

- Attended Cactus High in Peoria, Ariz., where he lettered in football, baseball, basketball, and track.
- Named to the All-Arizona football team by *The Arizona Republic* and made 634 career tackles.
- Was captain of his football and baseball teams.
- Earned his degree in interdisciplinary studies from Arizona State.
- He and his wife, Jennifer, were married March 20, 2004 and have one daughter, Kylee and a son, Kade.

COMMUNITY:

- 2008-10 Poker for Pets for SPCA of Texas.
- 2009 Chopsticks for Cowboys benefitting the Rich Behm Family Trust.
- 2011 Super Bowl XLV youth football clinics.
- Annual Team Holiday Hospital Visits.
- Dallas Cowboys Kickoff Luncheon and Cowboys family Cookbook benefitting Happy Hill Farm.
- Salvation Army Angel Tree Christmas Program.
- Christmas Party for The Family Place.
- Make-A-Wish Foundation of North Texas.

KOSIER'S NFL TOTALS

GAMES/STARTS (regular season, playoffs): 2002 (15/1, 2/0 - SF), 2003 (16/12 - SF), 2004 (16/16 - SF), 2005 (16/11 - Det), 2006 (16/16, 1/1 - Dal), 2007 (16/16, 1/1 - Dal), 2008 (3/3 - Dal), 2009 (16/16, 2/2 - Dal), 2010 (13/13 - Dal). **Total: 127/104, 6/4.**

LOUIS-PHILIPPE LADOUCEUR

(LAH-doo-sahr)

91 • Long Snapper

6-5 • 255 • 3/13/81

California • FA for '05

NFL: 7th Year • Cowboys: 7th Year

Games/Starts: 2010-16/0; Career-93/0

Postseason: 2010-0/0; Career-4/0



PRO: Louis-Philippe Ladouceur (pronounced: LAH-doo-sahr) joined the Cowboys three games into the 2005 season and has provided consistency at long snapper since his arrival. He has played in every game since landing in Dallas and made clean snaps on 423 punts, 177 field goals, and 265 PATs in his career, including the playoffs.

TRANSACTION SUMMARY:

2/14/08: Signed a five-year contract with Dallas through 2013.

3/23/06: Re-signed with Dallas.

9/28/05: Signed as free agent with Dallas.

8/29/05: Released by the Saints.

4/28/05: Signed as a rookie free agent with New Orleans.

2010:

• Once again was perfect on all his snaps - 32 field goals, 44 PATs and 65 punts - and added three special teams tackles.

• Snapped cleanly on all eight attempts - six punts, one PAT and one field goal - in the season opener at Washington (9/12).

• Had his first special teams tackle at Green Bay (11/7) along with seven clean snaps.

• Added another special teams tackle against Philadelphia (12/12).

• Had his final special teams tackle of the season in the season-ending win at Philadelphia (1/2/11).

2009:

• Was once again a model of consistency, providing clean snaps on every kick attempt through the regular and postseason - 81 punts, 36 field goal attempts and 45 field goals.

• Was in on three special teams tackles - one solo and two assists.

• Had a tackle in the Cowboys Stadium opener against the N.Y. Giants (9/20), another on Thanksgiving Day against Oakland (11/26) and his third at the N.Y. Giants (12/6).

• Played in his 75th career game in the win at previously undefeated New Orleans (12/19).

2008:

• Was flawless on every snap attempt of the season while also contributing three special teams tackles.

• Collected a special teams tackle in the season opener at Cleveland (9/7).

• Made a special teams stop at Arizona (10/12).

• At Philadelphia (12/28) posted a special teams tackle.

2007:

• Provided clean snaps against the N.Y. Giants (9/9) with a rookie kicker (Nick Folk) and new holder (Brad Johnson).

• Had one special teams tackle and clean snaps on five PATs and five punts against St. Louis (9/30).

• Snapped cleanly on all five of Folk's kicks, including a 53-yard game-winning field goal at Buffalo (10/8).

2006:

• Made clean snaps on special teams in his first full season in Dallas.

• Recorded his first career special teams tackle at Jacksonville (9/10).

• Added one special teams tackle against Washington (9/17) and against Philadelphia (12/25).

2005:

- Made his NFL debut at Oakland (10/2) and snapped cleanly on five punts and two field goals.
- Finished the season with clean snaps on 70 punts, 25 field goals and 28 PATs.
- Saw limited time at defensive end and as the Saints long snapper through preseason.
- Finished with two tackles, one sack, a forced fumble and a special teams tackle but was released at the end of camp.

COLLEGE:

- Played every game as Cal's deep snapper and was a key player on a special teams unit that did not allow a blocked kick in both his junior and senior seasons.
- Saw action in just two games as a sophomore and did not record any statistics.
- Played in three games for the Bears as a redshirt freshman.

PERSONAL:

- Was born in Montreal, Canada, and played at Notre Dame High School and John Abbott College in Pointe-Claire, Montreal, Canada.
- As a defensive lineman, had 48 tackles, 7.0 sacks, three blocked field goals, one blocked punt and a fumble recovery which he returned 35 yards for a touchdown as a senior.
- Earned his bachelor's degree in earth and planetary science and his master's degree in education from Cal.
- Fluent in French.

COMMUNITY:

- 2005 Dallas Cowboys Rookie Club.
- 2011 Taste of the NFL: The Ultimate Cowboys Tailgate Party benefitting the North Texas Food Bank.
- Dallas Cowboys Draft Day/Fan Appreciation Party.
- Annual team Holiday Hospital Visits.
- Salvation Army Angel Tree Christmas Program.
- Dallas Cowboys Kickoff Luncheon and Cowboys Family Cookbook benefitting Happy Hill Farm.
- Make-A-Wish Foundation of North Texas.

LADOUCEUR'S COWBOYS TOTALS

GAMES/STARTS (regular season, playoffs): 2005 (13/0), 2006 (16/0, 1/0), 2007 (16/0, 1/0), 2008 (16/0), 2009 (16/0, 2/0), 2010 (16/0).
Total: 93/0, 4/0.

ADDITIONAL STATISTICS

Special Teams Tackles - 2006 (0-3-3), 2007 (3-0-3), 2008 (2-1-3), 2009 (1-2-3), 2010 (1-2-3). **Total: 7-8-15.**

SEAN LEE

50 • Linebacker

6-2 • 245 • 7/22/86

Penn State • D2 for '10

NFL: 2nd Year • Cowboys: 2nd Year

Games/Starts: 2010-14/0; Career-14/0

Postseason: 2010-0/0; Career-0/0



PRO: Sean Lee, selected in the second round (55th overall) in the 2010 NFL Draft by the Dallas Cowboys, was chosen with intentions of becoming an inside force at linebacker for years to come. Lee spent his rookie season learning behind solid veteran inside linebackers in Keith Brooking and Bradie James. He saw time throughout the season in the club's nickel packages to gain a solid foundation of the pro-style 3-4 defense. He was plagued by injuries early in the preseason and in the first few weeks of the regular season, but rebounded and played in 14 games.

TRANSACTION SUMMARY:

4/23/10: Drafted in the second round (55th overall) by Dallas.

2010:

- Despite suffering through injuries in the preseason and early in the season, played in 14 games as a rookie and finished 11th on the team with 45 tackles while placing fifth with three tackles for losses and tied for third with two interceptions and one returned for a touchdown.
- Made his NFL debut on special teams in the opener at Washington (9/12) but did not record any stats.
- Was inactive for the home opener against Chicago (9/19) and for the club's first win at Houston (9/26) with a hamstring injury.
- Returned after the bye against Tennessee (10/10) to record his first career tackle, along with a tackle for a loss and his first special teams stop.
- Had five tackles at Minnesota (10/17) before besting that with six tackles, a tackle for a loss and two special teams tackles against the N.Y. Giants (10/25).
- Added one tackle against Jacksonville (10/31), three stops along with two special teams tackles at Green Bay (11/7) and three more special teams tackles in Jason Garrett's first win as the interim head coach at the N.Y. Giants (11/14).
- Tallied four tackles, one tackle for a loss, forced his first career fumble - recovered by Jason Hatcher that led to a Dallas touchdown - and one special teams stop in the win against Detroit (11/21).

- On Thanksgiving Day against New Orleans (11/25), posted two tackles and a special teams stop.
- Had a career day in the overtime win at Indianapolis (12/5), contributing career-highs in tackles (nine) and pass breakups (three) while picking off the first two passes of his career.
- At the Colts, his first interception came in the third quarter, one he returned 31 yards for his first career touchdown. His second came in overtime to set up Dallas' game winning field goal. His two interceptions marked the first multiple interception game by a Cowboy since Terence Newman had two against the N.Y. Giants (12/14/08) and the first by a Dallas rookie since Newman had three at Washington (12/14/03).
- The 11th Dallas rookie with two interceptions in a game and the 10th with an interception return for a score.
- Had five tackles against Philadelphia (12/12) before suffering a concussion on special teams in the first quarter against Washington (12/19).
- Returned on Christmas night at Arizona (12/25) to the tune of two tackles while helping hold the Cardinals to just two-of-11 (18.2%) on third downs.
- In the season-ending win at Philadelphia (1/2/11), posted six tackles, one pass breakup and two special teams stops.

COLLEGE:

- Totaled 324 tackles, 11.0 sacks, 28.5 tackles for losses, four forced fumbles, six fumble recoveries, three interceptions and 16 breakups in 44 games played with 33 starts at Penn State.
- Earned All-Big Ten Conference second-team honors and was an academic All-Big Ten choice after starting eight-of-10 games at left outside linebacker to post 86 tackles, 2.0 sacks and was second on the squad with 11 tackles for losses in his senior season.
- Also recovered a fumble, notched an interception and deflected seven passes.
- Tore the anterior cruciate ligament in his right knee during a non-contact drill in an April 2008 practice and was sidelined for his senior season, taking a medical redshirt season. Still selected as an honorary captain by his teammates despite missing the entire season and traveled to every away game as one-of-70 allowable players to dress. Served as an undergraduate coach on the sidelines.
- As a junior, extended his streak of starts to all 26 games over the past two seasons, ranking second in the Big Ten with 138 tackles, trailing only teammate Dan Connor (145), and giving Penn State just its third pair of century-busting tacklers since tackle records began being kept in 1969.
- Was selected a first-team All-American by *Pro Football Weekly*, was a two-time Big Ten Defensive Player-of-the-Week honoree in 2007, earned second-team all-conference honors and earned *ESPN The Magazine* Academic All-District honors.
- His 138 tackles were fifth on the school season list, and he recorded double-figures in tackles in 10 of the last 11 games.
- Started every game at outside linebacker as a sophomore to help the Penn State defense rank in the top 15 nationally in rushing (87.5 yards-per-game, seventh), scoring defense (14.4 points-per-game, ninth), total defense (284.5 yards-per-game, 15th), pass efficiency defense (105.9 rating, 14th) and sacks (40.0, tied for sixth).
- Recorded 90 tackles, good for third on the squad, with eight tackles for losses, 5.5 sacks, two fumble recoveries, two forced fumbles, one interception and two pass breakups.
- Played in eight games as a freshman at left outside linebacker, recording 11 tackles.

PERSONAL:

- Was a first-team Associated Press Class AAAA all-state selection at Upper St. Clair High School in Pittsburg, Pa.
- Was the 2005 *Pittsburgh Post-Gazette* High School Male Athlete of the Year and was honored at the prestigious Dapper Dan Dinner in 2006, and also was named to the *Pittsburgh Tribune-Review* Terrific 25 and played in the 2005 Big 33 Classic against Ohio.
- Upper St. Clair combined to go 31-4 during his three years as a starter, including 11-1 as a senior.
- Ran for 1,240 yards and 21 touchdowns on 187 carries for a supelative 6.6 average and posted 95 tackles and four interceptions at safety during his senior season.
- Also excelled on the basketball court, leading the Panthers to a 75-12 record in three seasons as a starter.
- Averaged 21.2 points, 9.1 rebounds and 3.2 assists-per-game to lead USC to the Western Pennsylvania district AAAA title as a senior.
- One of a select few athletes in the past 25 years to be selected to the Post-Gazette Fabulous 22 football team and the Fabulous Five basketball team.
- Has an older brother, Conor, who was the placekicker for the University of Pittsburgh from 2005-08 and was the 2008 Big East Football Scholar-Athlete-of-the-Year.
- Graduated with a degree in finance at Penn State.

COMMUNITY:

- 2010 Dallas Cowboys Rookie Club.
- 2010 Served an early Thanksgiving meal at The Salvation Army.
- 2011 Super Bowl XLV youth football clinics.
- 2011 Super Bowl XLV NFL Experience Kids Zone book reader.
- 2011 Super Bowl XLV One World Super Huddle event for school kids.
- 2011 Fuel Up to Play 60
- Annual team Holiday Hospital Visits.
- Salvation Army Angel Tree Christmas Program.
- Dallas Cowboys Kickoff Luncheon and Cowboys Family Cookbook benefitting Happy Hill Farm.
- Make-A-Wish Foundation of North Texas.

LEE'S COWBOYS TOTALS

Year Team	GP-GS	DEFENSE										INTERCEPTIONS				FUMBLES REC			
		ST	AT	TT	Sks-Yds	Tkl/Ls	QB Prs	PBU	FF	No	Yds	Avg	Lg	TD	No	Yds	Avg	Lg	TD
2010 Dallas	14-0	22	23	-	45	0.0(0)	3(-5)	0	2	1	0	0	0	0	0	0	0	0	0

Year Team	SPECIAL TEAMS										SINGLE-GAME BESTS			
	Solo	Ast	Tot	FF	FR	BP	BFG	BXP						
2010 Dallas	11	3	-	14	0	0	0	0	0	0	Tackles – 9 at Indianapolis, 12/5/10 Interceptions – 2 at Indianapolis, 12/5/10			

SEAN LISSEMORE (LISS-more)

95 • Defensive End

6-4 • 305 • 9/11/87

William & Mary • D7 for '10 (234th overall)

NFL: 2nd Year • Cowboys: 2nd Year

Games/Starts: 2010-2/0; Career-2/0

Postseason: 2010-0/0; Career-0/0



PRO: With their final selection of the 2010 NFL Draft, the Dallas Cowboys chose Sean Lissimore in the seventh round (234th overall). Viewed as either a defensive end or nose tackle in the Cowboys 3-4 scheme, Lissimore brings a high-motor playing intensity that fits well along a defensive line that also boasts a player known for a similar playing style in Pro Bowler Jay Ratliff. Despite showing flashes of being able to produce in Dallas' defensive line rotation, Lissimore played in only two games as a rookie before injuring his ankle at Green Bay (11/7), forcing him to miss the next four games before being placed on the Reserve/Injured list on Dec. 4, 2010.

TRANSACTION SUMMARY:

12/4/10: Placed on Reserve/Injured (left ankle).

4/24/10: Drafted in the seventh round (234th overall) by Dallas.

2010:

- Logged three tackles, a half sack and a quarterback pressure while playing in two games as a rookie.
- Finished the preseason with six tackles, a half sack and a quarterback pressure.
- Inactive for the first six games of the year.
- Made his NFL debut against Jacksonville (10/31) and recorded three tackles, one pressure and split a sack with Stephen Bowen.
- At Green Bay (11/7) injured his left ankle on the opening kickoff and did not return.
- Was inactive the next three games before being placed on the Reserve/Injured list (12/4) with the injury.

COLLEGE:

- Played in 43 games with 35 starts at William & Mary, recording 193 tackles, 13.5 sacks, 28 tackles for loss, five pressures, three interceptions, four pass breakups and one blocked kick.
- Earned All-America honors from *College Sporting News* and Sports Network while also earning All-CAA first-team honors.
- Finished with 66 tackles, 6.5 sacks, 14 tackles for loss, four quarterback hurries, two interceptions, four pass breakups and one blocked kick while starting all 14 games as a senior.
- Ranked sixth in the league in tackles for loss (14) and eighth in sacks (6.5).
- Served as a team captain.
- As a junior, earned starts in all 11 games at defensive tackle to total 51 tackles and rank second on the team with 7.5 tackles for loss while also adding 4.0 sacks.
- Played through nagging injuries to start 10-of-11 games at tackle, totaling 43 stops as a sophomore.
- Also had 2.0 sacks, four tackles for loss and an interception.
- As a redshirt freshman, made 33 tackles, 2.5 tackles for loss and a sack.
- Served as scout team defensive lineman as a true freshman.

PERSONAL:

- Three-year starter at Dumont, N.J., High School, where he saw action at both guard and tackle on offense and defensive end and linebacker on defense.
- First-team all-league as a linebacker his senior season and All-North Jersey Group 2.
- Invited to the Governor's Bowl and Bergen All-Star game.
- Also earned honorable mention all-county honors.
- Helped the team to its best record in 20 years and a berth in state playoffs.
- Accumulated 120 total tackles (74 solo), 9.0 sacks and one interception in his senior season.
- Handled kickoff duties.
- Four-year letterman and an all-league performer in track and field in the 100 and 200 meter.
- Also competed in shot put.
- Three-year letter winner in wrestling, where he was also an all-league performer and state medalist at the 215 weight class.
- Member of Captains for Tomorrows Children and the school's jazz band where he played the saxophone.
- Majored in Kinesiology at William & Mary.

COMMUNITY:

- 2010 Dallas Cowboys Rookie Club.
- 2010 Served an early Thanksgiving meal at The Salvation Army.
- 2011 Super Bowl XLV Darrell Green's Hope Walk on Super Bowl Sunday.
- Annual team Holiday Hospital Visits.
- Salvation Army Angel Tree Christmas Program.
- Dallas Cowboys Kickoff Luncheon and Cowboys Family Cookbook benefitting Happy Hill Farm.
- Make-A-Wish Foundation of North Texas.

LISSEMORE'S COWBOYS TOTALS

Year Team	GP-GS	DEFENSE						INTERCEPTIONS				FUMBLES REC						
		ST	AT	TT	Sks-Yds	Tkl/Ls	QB Prs	PBU	FF	No Yds	Avg	Lg	TD	No Yds	Avg	Lg	TD	
2010 Dallas	2-0	2	1	3	0.5(-7)	0(0)	0	0	0	0	0	0	0	0	0	0	0	0

MAT McBRIAR

1 • Punter


6-0 • 223 • 7/8/79

Hawaii • FA for '04

NFL: 8th Year • Cowboys: 8th Year

Games/Starts: 2010-16/0; Career-102/0

Postseason: 2010-0/0; Career-4/0

**PRO BOWL**

PRO: An undrafted rookie free agent in 2003, Mat McBriar has become one of the NFL's premier punters in his seven pro seasons. He is the club's all-time career leader in both gross and net average and owns six of the club's top-10 single-game highs for gross average and the second-best single-game net average. Not only does McBriar boast a strong leg, but he is spot on with his placement as shown by his 154 career punts downed inside opponents' 20-yard line - second in team history. He accomplished a first for a Cowboys punter in 2010 by leading the league in both gross (47.9) and net (41.7) average to earn his second trip to the Pro Bowl. His first came in 2006 which made him just the third Cowboys punter to make the NFL's all-star game, joining Sam Baker in 1963 and Ron Widby in 1971. He narrowly missed a trip to the Pro Bowl following 2007, as he was selected as a reserve for the NFC squad. His 2006 Pro Bowl season was highlighted by a 48.2-yard gross punting average, tied for fifth-best in NFL history. He broke Baker's team record of 45.4 yards-per-punt, set in 1962, and became the first punter to average over 48 yards-per-punt since Yale Lary of the Lions in 1963. After suffering his first career block on punt 300 in the 2008 season at Arizona (10/12), McBriar broke his right foot which landed him on Reserve/Injured three days later. He returned in 2009 as an integral part of the Dallas Cowboys special teams unit, setting a club record with 38 punts downed inside the 20-yard line which was also the sixth-most all-time in a single season in NFL history.

TRANSACTION SUMMARY:**10/15/08:** Placed on Reserve/Injured with a broken right foot.**3/1/07:** Signed a contract extension.**2/13/06:** Re-signed with Dallas.**1/5/04:** Signed to the Dallas active roster.**9/01/03:** Released by Seattle.**8/22/03:** Traded to Seattle for a 2004 conditional pick.**4/28/03:** Signed with Denver.**2010:**

- Earned his second trip to the Pro Bowl after leading the NFL in both gross (47.9) and net (41.7) averages - the first Dallas punter to lead the league in both categories.
- Punted six times with a gross average of 40.7, a net of 34.0, a long of 57 with three downed inside the 20-yard line and two touchbacks in the season opener at Washington (9/12).
- In the home opener against Chicago (9/19), punted three times for an average of 42.3 yards and a net of 37.3.
- Finished the team's win at Houston (9/26) with a 53.5 gross and a 47.5 net on two punts with a 59-yard long on just two punts.
- Punted just two times against Tennessee (10/10) for a 36.0 gross and net as both punts were downed inside the Titans 20-yard line.
- Called on five times at Minnesota (10/17) and finished with a gross average of 48.8 and a 44.0 net with a long of 60 yards.
- Finished the game against the N.Y. Giants (10/25) with a gross of 51.7 and a net of 45.5 with a long of 61 yards, one touchback and two of his six punts downed inside the 20-yard line.
- Punted three times for a gross of 44.7 and a net of 39.3 with a long of 63 against Jacksonville (10/31).
- Had six punts for a 52.8 gross and a 45.8 net with three punts downed inside the 20 and a season-long punt of 65 yards at Green Bay (11/7). Brought his career total of punts downed inside opponents' 20-yard line to 144 to tie Danny White for the second-most in team history.
- At the N.Y. Giants (11/14) in Jason Garrett's first win as the interim head coach, finished with three punts for a gross average of 53.3 and a net of 46.7 with no return yards and a long of 61.
- In the win against Detroit (11/21), had four punts - 49.8 gross and 46.3 net - with two downed inside the 20 to pass White (144) for second in team history.
- On Thanksgiving Day against New Orleans (11/25), punted just twice with one downed inside the 20 for a net and gross of 55.0.
- In the overtime win at Indianapolis (12/5), suffered his second career blocked punt returned for a touch-down. In total, punted thrice for a net of 31.0 and a gross of 48.7 with a season-long tying 65-yarder.
- Had five punts with a gross of 47.8, a net of 42.4 with two downed inside the 20-yard line against Philadelphia (12/12).
- Punted twice against Washington (12/19) with a gross and net of 41.0.
- In the season-ending win at Philadelphia (1/2/11), punted a season-high eight times with a 44.6 average and a 44.4 net with one touchback and one downed inside the 20.

2009:

- Returned to full health after suffering a broken foot in 2008 to finish 10th in the league with a gross average of 45.1 and seventh with a net of 39.9.
- His 38 punts downed inside the 20-yard line were the third-most in 2009 and the sixth-most all-time in a single season in league history while setting a club single-season record.

- Returned to action in the season opener at Tampa Bay (9/13) for the first time since breaking his foot in 2008 and had four punts with a season-long of 63 yards, an average of 54.8 and a net average of 43.0. Also had two punts downed inside the 20-yard line.
- Had four punts with one downed inside the 20-yard line against the N.Y. Giants (9/20). Finished with a net of 43.5, a average of 48.8 and a long punt of 59 yards, while adding one tackle on special teams.
- Against Carolina (9/28) had five punts downed inside the 20-yard line to give him 102 for his career making him the fourth punter in team history to have over 100 punts downed inside the 20 - joining Mike Saxon (166), Danny White (144) and Toby Gowin (106). Five punts inside the 20 also marked the second time in his career and tied the single-game club record for punts downed inside the 20.
- Punted a season-high six times with three punts downed inside the 20-yard line for a net of 41.7 and a gross of 49.3 at Denver (10/4).
- Recorded four punts with a gross of 43.0 and a net of 41.5 with a long punt of 52 yards at Kansas City (10/11). Had two punts downed inside the Chiefs 20-yard line to up his career total of punts downed inside the opponents' 20 to 107, passing Toby Gowin (106) for third in franchise history.
- Posted a season-best net of 44.8 on four punts with two downed inside the 20 against Seattle (11/1).
- Tied his season-high with six punts with a gross average of 41.2 and a net of 37.0 with two punts downed inside the 20-yard line at Green Bay (11/15). Also added one stop on special teams.
- Tied his season-high with six punts against Washington (11/22), and again the following week against Oakland (11/26), averaging 38.7 with a net of 37.0 against the Redskins, and a net average of 40.2 and a gross of 41.8 against the Raiders.
- Had a season-best 56.3 average and a season-best 50.3 net average on three punts with just 18 return yards against San Diego (12/13).
- Against Philadelphia (1/3/10) had three punts for a 50.7 average and a 41.0 net with one punt downed inside the 20-yard line to up his single-season club record to 38, also good for sixth all-time in league history. He finished the regular season with a net average of 39.9 which was fourth in team history.
- In the Wild Card Game against Philadelphia (1/9/10), punted six times for a 38.2 gross and 33.3 net with five punts downed inside the 20-yard line - establishing a single-season club postseason record (since 1976). His 61-yard punt was the third-longest in Cowboys postseason history - Ron Widby (65 yards vs. Detroit, 12/26/70) owns the record followed by McBriar (62 at Seattle, 1/6/07).
- Had three punts for a 45.7 gross and net average at Minnesota (1/17/10), with two punts downed inside the 20-yard line, to give him 10 for his postseason career and break a tie with John Jett to become the club's all-time postseason leader.

2008:

- Played in just six games after breaking his right foot on his first career blocked punt that resulted in the game-winning touchdown for the Cardinals in overtime at Arizona (10/12).
- On 24 punts, averaged 47.0 yards-per-punt with a net of 40.5 and five downed inside the 20-yard line.
- Finished with six punts with a gross of 49.2 against Washington (9/28).
- Registered a season-long punt of 66 yards with an average of 55.3 on three punts against Cincinnati (10/5).
- Before suffering his first career block and a broken foot, punted a season-high seven times with a gross of 47.9 and net of 38.1 at Arizona (10/12).
- Placed on Reserve/Injured on Oct. 15 where he spent the remainder of the season recovering and rehabbing the broken foot.

2007:

- Finished fourth in the NFL with a 47.1 gross average and seventh with a 38.5 net average.
- Had a season-best gross average of 56.5 yards in the win at Buffalo (10/8).
- With a 53.8 average on five punts against New England (10/14), had the third-best single-game average in club history.
- Posted the fourth-best gross average in club history the next week against Minnesota (10/21) with a 53.3-yard average.
- Also had a net average of 50.5 against the Vikings, the second-best single-game net average in franchise history.
- Against Green Bay (11/29) logged his 254th consecutive punt without a block, surpassing Jett for the second-longest streak in club history.
- Had a season-high seven punts against Philadelphia (12/16) and again at Washington (12/30).
- Averaged 47.3 yards in the Divisional Playoff Game against the N.Y. Giants (1/13/08) - good for the second-highest gross average in club playoff history.
- Also had three punts downed inside the Giants 20-yard line which tied for second in Dallas postseason history.

2006:

- Earned his first career trip to the Pro Bowl after posting an NFL-best 48.2-yard gross average, tying Sammy Baugh's 1942 average for the fifth-best in NFL history.
- Trailed only Baugh's 51.4 in 1940, Lary's 48.9 in 1963, Baugh's 48.7 in 1941, and Lary's 48.4 in 1961.
- Set a club record, breaking the previous mark of 45.4, set by Baker in 1962.
- Was fourth in the league with a 38.6-yard net average, also fourth by a Dallas punter - the best average by a Dallas punter since Baker's 40.6 in 1963.
- Became just the third Cowboys punter to make the Pro Bowl, joining Baker in 1963 and Widby in 1971.
- Also a second-team All-Pro choice by The Associated Press and a first-team All-NFC pick by the Pro Football Writers.
- Twenty-seven of his 56 punts in 2006 went 50-or-more yards, including seven that went 60-or-more yards.
- Had 15 of his punts downed inside the opponents 20-yard line, and his 75-yard punt against Houston (10/15) was the longest in the NFL in 2006.
- Set a then career-high with a 53.2-yard average on five punts in the season opener at Jacksonville (9/10).
- Set a club record in the win over Houston (10/15) with a 56.8-yard average on four punts - 47, 75, 56, and 49 yards - and had a career-high 46.0 net average.
- His 75-yard punt went out of bounds at the Houston two-yard line and tied for the second-longest punt in club history.

- Notched a season-high 58.0-yard gross average and tied his season-high with a 46.0-yard net average on two punts.
- Named NFC Special Teams Player of the Week after posting a 46.7-yard average on three punts, including two inside the 20-yard line in the win over Indianapolis (11/19).
- Averaged 48.4 yards on five punts in his postseason debut at Seattle (1/6/07) - the highest punting average in a playoff game in team history.
- Had a 62-yard punt in the fourth quarter, the second-longest punt in Cowboys postseason history.

2005:

- Finished his second season in Dallas with a 42.5-yard average on 81 punts, eighth in the NFC and 20th in the NFL.
- His 37.1-yard net average was fourth in the NFC, 12th in the NFL, and the best by a Dallas punter since 1993, marking the fourth time since 1969 that a Dallas punter had a net average over 37 yards.
- Eighteen of his 81 punts were downed without a return, the second-best total in the NFL and tied for second in the NFC - fifth in the NFL - with 28 punts downed inside the 20-yard line, tying Mike Saxon for second in club history.
- Had a 48.2-yard average on six punts and a 40.0-yard net average with three punts that landed at or inside the Redskins 10-yard line in the home opener against Washington (9/19).
- Tied a career-high with nine punts at Seattle (10/23), and five were downed inside the Seahawks 20-yard line, a team record.
- Against Arizona (10/30) had a 53.3-yard average on three punts - 55, 53, and 52 yards - along with his first special teams tackle of the season.
- Tied his career-high with nine punts for a 42.7-yard average at Philadelphia (11/14).
- Had a season-high 42.0-yard net average on five punts against Denver (11/24).
- At Carolina (12/24) averaged a season-best 48.6 yards on seven punts, including one for a season-long 63 yards.

2004:

- Played in all 16 games in his first pro season, finishing with a 42.4-yard gross average on 75 punts and a 35.1-yard net average.
- Twenty-two of his punts were downed inside the 20-yard line and his 42.4-yard gross average was the highest by a Cowboys punter since 2000, when Micah Knorr posted a 42.8-yard average.
- Made his NFL debut in the season opener at Minnesota (9/12) and averaged 32.7 yards on three punts, including two that were downed inside the 20-yard line.
- Two of his three punts against Cleveland (9/19) were downed inside the 20, including one at the one-yard line, which led to a safety when the Browns were called for holding in the end zone.
- On four punts against Pittsburgh (10/17), averaged 50.3 yards with a 45.0-yard net average, marking the best gross and net average by a Dallas punter since Oct. 24, 1999, when Toby Gowin had a 53.3-yard gross average and a 45.3-yard net average.
- Punted seven times for a 44.1-yard average against Philadelphia (11/15), including a 57-yard punt and a then career-long 68-yard punt, the longest since Gowin's 72-yard punt against Chicago on Sept. 28, 1997.
- Had a career-high nine punts against Chicago (11/25) on Thanksgiving Day, averaging 43.1 yards-per-punt with four consecutive punts of 50-or-more yards in the first and second quarters.
- Against New Orleans (12/12), had his first career special teams tackle.
- Added his second career special teams tackle against Washington (12/26), preventing a touchdown by forcing Antonio Brown out of bounds at the Cowboys 23-yard line.

2003 (Denver/Seattle/Dallas):

- Signed with the Denver Broncos as a rookie free agent and had six punts for a 41.5-yard average in the preseason.
- Was traded to Seattle on Aug. 22 for a conditional draft pick and averaged 44.8 yards on five punts in his lone preseason game with the Seahawks.
- Was released Aug. 31 and spent the fall out of football.
- Signed to the Cowboys practice squad Dec. 24.

COLLEGE:

- Punted three years at Hawaii, averaging 42.2 yards on 131 career punts, including 32 that were downed inside the 20-yard line.
- Earned All-Western Athletic Conference honors as a senior after averaging 44.8 yards on 48 punts (2,148 yards) with 12 downed inside the 20-yard line.
- As a junior, earned second-team All-WAC honors after averaging 43.4 yards on 40 punts, with 10 that were downed inside the 20-yard line.
- Began his college football career in 2000, punting 43 times for 1,647 yards (38.3 yards-per-punt), including 10 punts that were downed inside the 20.
- Attended Deakin University in Australia for three semesters before moving to Hawaii.

PERSONAL:

- Graduated from Brighton Grammar School in Melbourne, Australia, in 1997 and earned full color (lettered) four times in football and rowing.
- Credits former San Diego Chargers punter Darren Bennett for helping him pursue a college football career. Bennett introduced him to then Hawaii head coach June Jones. McBriar later stayed with Bennett in San Diego after being released by Seattle in 2003.
- Is the second Australian to play for the Cowboys, joining former punter/kicker Colin Ridgway (1965), and just the fourth Australian to play in the NFL, joining Bennett, Ridgway, and defensive tackle Colin Scotts, who played for the St. Louis Cardinals in 1987. In total, there have been six Australian football players join the NFL, with four currently with teams (Ben Graham - Arizona, McBriar - Dallas, Sav Rocca - Philadelphia, Chris Ryan - Green Bay).
- He and his wife, Erin, were married February 15, 2008.

COMMUNITY:

- 2008-10 Poker for Pets for SPCA of Texas.
- 2009-10 Stars of Texas...Racing Against the Odds for American Diabetes Association.

- 2009 Chopsticks for Cowboys benefitting the Rich Behm Family Trust.
- MDA Muscle Team Bash.
- Taste of the NFL: The Ultimate Cowboys Tailgate Party for North Texas Food Bank.
- Dallas Cowboys Draft Day/Fan Appreciation Party.
- Dallas Cowboys Kickoff Luncheon and Cowboys Family Cookbook benefitting Happy Hill Farm.
- Annual team Holiday Hospital Visits.
- Salvation Army Angel Tree Christmas Program.
- Make-A-Wish Foundation of North Texas.

McBRIAR'S COWBOYS TOTALS

Year Team	GP-GS	No	Yds	Avg	PUNTING		Yds	Net	TB	In 20	Long	Blk
					Opp	Ret						
2004 Dallas	16-0	75	3,182	42.4	39	410	35.1	7	22	68	0	0
2005 Dallas	16-0	81	3,439	42.5	33	250	37.1	9	28	63	0	0
2006 Dallas	16-0	56	2,697	48.2	31	334	38.6	10	22	75	0	0
2007 Dallas	16-0	63	2,970	47.1	35	406	38.5	7	17	64	0	0
2008 Dallas	6-0	24	1,175	49.0	16	144	38.8	3	5	66	1	1
2009 Dallas	16-0	72	3,249	45.1	38	314	39.9	3	38	63	0	0
2010 Dallas	16-0	65	3,115	47.9	33	205	41.7	8	22	65	1	1
Totals	102-0	436	19,827	45.5	225	2,063	38.4	47	132	75	2	2
Playoffs												
2006 Dallas	1-0	5	242	48.4	3	13	41.8	1	0	62	0	0
2007 Dallas	1-0	4	189	47.3	1	25	41.0	0	3	58	0	0
2009 Dallas	2-0	9	366	40.7	2	9	37.4	1	7	0	0	0
Totals	4-0	18	797	44.3	6	47	39.4	2	10	62	0	0

ADDITIONAL STATISTICS

Special Teams Tackles – 2004 (2-0-2); 2005 (0-1-1), 2009 (2-0-2).

Total: 4-1-5.

Passing – 2004 (0-of-1).

Fumbles (fumbles/lost) – 2004 (1/0), 2010 (1/1). Total: 2/1

Rushing – 2006 (1 carry, 0 yards).

SINGLE-GAME BESTS

Punts – 9 vs. Chicago, 11/25/04, at Seattle, 10/23/05 and at Philadelphia, 11/14/05

Gross Avg – 56.8 vs. Houston, 10/15/06

Net Avg – 55.0 vs. New Orleans, 11/25/10

Most Punts Inside the 20 – 5 at Seattle, 10/23/05 and vs. Carolina, 9/28/09

Long Punt – 75 vs. Houston, 10/15/06

McBRIAR'S GAME-BY-GAME

PUNTING

Game	2004 (Dallas)											
	No	Yds	Avg	TB	IN20	Lg	Blk	Yds	Net			
L-@ Min 9/12	3	98	32.7	0	2	40	0	1	32.3			
W-Cle 9/19	3	119	39.7	0	2	53	0	11	36.0			
W-@ Was 9/27	8	314	39.3	1	2	52	0	18	34.5			
L-NYG 10/10	3	112	37.3	0	1	48	0	4	36.0			
L-Pit 10/17	4	201	50.3	0	1	58	0	21	45.0			
L-@ GB 10/24	5	182	36.4	0	2	54	0	0	36.4			
W-Det 10/31	2	100	50.0	0	1	50	0	25	37.5			
L-@ Cin 11/7	4	192	48.0	1	2	52	0	29	35.8			
L-Phi 11/15	7	309	44.1	2	3	68	0	9	37.1			
L-@ Bal 11/21	6	250	41.7	0	2	55	0	25	37.5			
W-Chi 11/25	9	388	43.1	1	1	54	0	68	33.3			
W-@ Sea 12/6	3	110	36.7	0	0	42	0	24	28.7			
L-NO 12/12	5	245	49.0	0	1	55	0	58	37.4			
L-@ Phi 12/19	6	234	39.0	1	2	43	0	35	29.8			
W-Was 12/26	5	233	46.6	1	0	52	0	59	30.8			
L-@ NYG 1/2/05	2	95	47.5	0	0	58	0	23	36.0			
Totals	75	3,182	42.4	7	22	68	0	410	35.1			

Game	2005 (Dallas), cont											
	No	Yds	Avg	TB	IN20	Lg	Blk	Yds	Net			
L-@ Was 12/18	6	211	35.2	0	1	52	0	0	35.2			
W-@ Car 12/24	7	340	48.6	2	1	63	0	14	40.9			
L-Sil 1/1/06	6	223	37.2	0	3	45	0	23	33.1			
Totals	81	3,439	42.5	9	28	63	0	250	37.3			

Game	2005 (Dallas)											
	No	Yds	Avg	TB	IN20	Lg	Blk	Yds	Net			
W-@ SD 9/11	3	124	41.3	0	0	42	0	25	33.0			
L-Was 9/19	6	289	48.2	2	3	58	0	9	40.0			
W-@ SF 9/25	3	126	42.0	1	0	52	0	10	32.0			
L-@ Oak 10/2	5	224	44.8	0	1	56	0	35	37.8			
W-Phi 10/9	2	82	41.0	0	0	43	0	0	41.0			
W-NYG 10/16	3	121	40.3	0	2	51	0	0	40.3			
L-@ Sea 10/23	9	363	40.0	1	5	54	0	7	37.3			
W-Ari 10/30	3	160	53.3	0	0	55	0	59	33.7			
W-@ Phi 11/14	9	384	40.4	1	2	56	0	65	33.2			
W-Det 11/20	3	97	32.3	0	3	46	0	-6	34.3			
L-Den 11/24	5	238	47.6	1	2	55	0	8	42.0			
L-@ NYG 12/4	7	280	4.0	0	3	52	0	6	39.1			
W-KC 12/11	4	177	44.3	1	2	52	0	-5	40.5			

Game	2006 (Dallas)											
	No	Yds	Avg	TB	IN20	Lg	Blk	Yds	Net			
L-@ Jac 9/10	5	266	53.2	1	0	62	0	30	43.2			
W-Was 9/17	7	343	49.0	1	2	61	0	47	39.4			
W-@ Ten 10/1	1	40	40.0	0	1	40	0	0	40.0			
L-@ Phi 10/8	6	315	52.5	2	2	61	0	29	41.0			
W-Hou 10/15	4	227	46.8	0	2	75	0	43	46.0			
L-NYG 10/23	3	123	41.0	0	1	49	0	13	36.7			
W-@ Car 10/29	4	193	48.3	1	2	54	0	22	37.8			
L-@ Was 11/5	5	215	43.0	2	0	46	0	50	25.0			
W-@ Ari 11/12	2	116	58.0	1	1	66	0	4	46.0			
W-Ind 11/19	3	140	46.7	1	2	63	0	0	40.0			
W-TB 11/23	2	71	31.5	0	1	43	0	9	31.0			
W-@ NYG 12/3	2	92	46.0	1	1	50	0	0	36.0			
L-NO 12/10	4	163	40.8	0	4	52	0	-2	41.3			
W-@ Atl 12/16	3	159	53.0	0	2	57	0	3	52.0			
L-Phi 12/25	3	131	43.7	0	1	52	0	14	39.0			
L-Det 12/31	2	103	51.5	0	0	56	0	72	15.5			
Totals	56	2,697	48.2	10	22	75	0	334	38.6			

Playoffs												
L-@ Sea 1/6/07	5	242	48.4	1	0	62	0	13	41.8			

Game	2007 (Dallas)											
	No	Yds	Avg	TB	IN20	Lg	Blk	Yds	Net			
W-NYG 9/9	2	108	54.0	0	2	64	0	13	47.5			
W-@ Mia 9/16	4	174	43.5	0	2	49	0	37	34.3			

MCCBRIAR'S GAME-BY-GAME (cont.)

2007 (Dallas), cont.									
Game	No	Yds	Avg	TB	IN20	Lg	Bik	Yds	Net
W-@ Chi 9/23	4	155	38.8	0	0	49	0	1	38.5
W-SIL 9/30	5	259	51.8	0	1	58	0	111	29.6
W-@ Buf 10/8	2	113	56.5	1	1	58	0	0	46.5
L-NE 10/14	5	269	53.8	1	0	63	0	37	42.4
W-Min 10/21	4	213	53.3	0	3	60	0	11	50.5
W-@ Phi 11/4	2	85	42.5	1	1	46	0	8	28.5
W-@ NYG 11/11	4	143	35.8	0	1	45	0	10	33.3
W-Was 11/18	4	195	48.8	1	1	56	0	20	38.8
W-NYJ 11/22	5	225	45.0	0	2	54	0	8	43.4
W-GB 11/29	1	40	40.0	0	0	40	0	7	33.0
W-@ Det 12/9	3	132	44.0	1	0	55	0	2	36.7
L-Phi 12/16	7	351	50.1	1	1	58	0	43	41.1
W-@ Car 12/22	4	176	44.0	1	1	53	0	42	28.5
L-@ Was 12/30	7	332	47.4	0	1	54	0	56	39.4
Totals	63	2,970	47.1	7	17	64	0	406	38.5

Playoffs									
L-NYG 1/13/08	4	189	47.3	0	3	58	0	25	41.0

2008 (Dallas)									
Game	No	Yds	Avg	TB	IN20	Lg	Bik	Yds	Net
W-@ Cle 9/7	2	97	48.5	0	0	52	0	23	37.0
W-Phi 9/15	3	140	46.7	0	1	55	0	12	42.7
W-@ GB 9/21	3	142	47.3	0	1	65	0	12	43.3
L-Was 9/28	6	295	49.2	1	1	59	0	41	39.0
W-Cin 10/5	3	166	55.3	1	1	66	0	8	46.0
L-@ Ari 10/12	7	335	47.9	1	1	61	1	48	33.4
L-@ STL 10/19									RESERVE/INJURED - Foot
W-TB 10/26									RESERVE/INJURED - Foot
L-@ NYG 11/2									RESERVE/INJURED - Foot
W-@ Was 11/16									RESERVE/INJURED - Foot
W-SF 11/23									RESERVE/INJURED - Foot
W-Sea 11/27									RESERVE/INJURED - Foot
L-@ Pit 12/7									RESERVE/INJURED - Foot
W-NYG 12/14									RESERVE/INJURED - Foot
L-Bal 12/20									RESERVE/INJURED - Foot
L-@ Phi 12/28									RESERVE/INJURED - Foot
Totals	24	1,175	49.0	3	5	66	1	144	38.8

2009 (Dallas)									
Game	No	Yds	Avg	TB	IN20	Lg	Bik	Yds	Net
W-@ TB 9/13	4	219	54.8	1	2	63	0	27	43.0

2009 (Dallas), cont.									
Game	No	Yds	Avg	TB	IN20	Lg	Bik	Yds	Net
L-NYG 9/20	4	195	48.8	0	1	59	0	21	43.5
W-Car 9/28	5	187	37.4	0	5	52	0	2	37.0
L-@ Den 10/4	6	296	49.3	0	3	60	0	46	41.7
W-@ KC 10/11	4	172	43.0	0	2	52	0	6	41.5
W-Atl 10/25	3	135	45.0	0	2	53	0	9	42.0
W-Sea 11/1	4	189	47.3	0	2	58	0	10	44.8
W-Phi 11/8	5	219	43.8	0	3	57	0	9	42.0
L-@ GB 11/15	6	247	41.2	0	2	51	0	25	37.0
W-Was 11/22	6	232	38.7	0	3	47	0	10	37.0
W-Oak 11/26	6	251	41.8	0	4	56	0	10	40.2
L-@ NYG 12/6	5	227	45.4	0	3	59	0	95	26.4
L-SD 12/13	3	169	56.3	0	1	62	0	18	50.3
W-@ NO 12/19	5	205	41.0	1	1	54	0	4	36.2
W-@ Was 12/27	3	154	51.3	0	3	60	0	13	47.0
W-Phi 1/3/10	3	152	50.7	1	1	54	0	9	41.0
Totals	72	3,249	45.1	3	38	63	0	314	39.9

Playoffs									
W-Phi 1/9/10	6	229	38.2	1	5	61	0	9	33.3
L-@ Min 1/17/10	3	137	45.7	0	2	51	0	0	45.7
Totals	9	366	40.7	1	7	61	0	9	37.4

2010 (Dallas)									
Game	No	Yds	Avg	TB	IN20	Lg	Bik	Yds	Net
L-@ Was 9/12	6	244	40.7	2	3	57	0	0	34.0
L-Chi 9/19	3	127	42.3	1	1	53	0	-5	37.3
W-@ Hou 9/26	2	107	53.5	0	0	59	0	12	47.5
L-Ten 10/10	2	72	36.0	0	2	39	0	0	36.0
L-@ Min 10/17	5	244	48.8	0	0	60	0	24	44.0
L-NYG 10/25	6	310	51.7	1	2	61	0	17	45.5
L-Jac 10/31	3	134	44.7	0	1	63	0	16	39.3
L-@ GB 11/7	6	317	52.8	1	3	65	0	22	45.8
W-@ NYG 11/14	3	160	53.3	1	0	61	0	0	46.7
W-Det 11/21	4	199	49.8	0	2	58	0	14	46.3
L-NO 11/25	2	110	55.0	0	1	59	0	0	55.0
W-@ Ind 12/5	3	146	48.7	0	1	65	1	22	31.0
L-Phi 12/12	5	239	47.8	0	2	61	0	27	42.4
W-Was 12/19	2	82	41.0	0	1	54	0	0	41.0
L-@ Ari 12/25	5	267	53.4	1	1	62	0	25	44.4
W-@ Phi 12/11	8	357	44.6	1	2	63	0	31	38.3
Totals	65	3,115	47.9	8	22	65	1	205	41.7

BRYAN McCANN

37 • Cornerback

5-10 • 186 • 9/29/87

Southern Methodist • FA for '10

NFL: 2nd Year • Cowboys: 2nd Year

Games/Starts: 2010-9/0; Career-9/0

Postseason: 2010-0/0; Career-0/0



PRO: Bryan McCann made his mark as a rookie free agent in 2010 by finding himself in team record books on multiple occasions. In just his second NFL game, McCann picked off a pass and returned it 101 yards for a touchdown to tie Amos Marsh (vs. Philadelphia, 10/14/62) and Ike Thomas (vs. N.Y. Jets, 12/4/71) for the second-longest play in club history. The very next week, McCann returned a punt 97 yards for the second-longest punt return all-time and by a rookie in club history. With his efforts, he became the first club rookie to earn NFC Player of the Week in consecutive regular season games and only the third to win the honors in two different categories. In total, McCann played in nine games and averaged 20.6 yards-per-punt return, 22.0 yards-per-kickoff return and tallied 12 tackles and the interception on defense. He should have the leg up in a battle for a spot in the defensive backfield rotation in 2011.

TRANSACTION SUMMARY:

11/4/10: Signed with Dallas.

9/5/10: Signed by Baltimore, released (9/15) and signed to their practice squad (9/18).

4/30/10: Signed with Dallas as a rookie free agent and released (9/4).

2010 (Baltimore/Dallas):

- Originally signed with Dallas as a rookie free agent following the 2010 NFL Draft but was released at the end of camp.
- Immediately signed with Baltimore, was inactive for the Ravens season opener then moved to their practice squad where he remained until signing to Dallas' active roster on Nov. 4.
- Made his NFL debut at Green Bay (11/7) as a kickoff returner and took back five kickoffs for 139 yards.
- Saw action on defense at the N.Y. Giants (11/14) - Jason Garrett's first win as the interim head coach - and intercepted his first career pass that he returned 101 yards for his first career touchdown. The 101-yard return was a club-record for interception returns, tied Amos Marsh and Ike Thomas for the second-longest play in Cowboys history and tied Thomas for the longest play by a Dallas rookie.
- Became the second rookie in the Super Bowl era with a 100-yard interception return for a touchdown. Detroit's Louis Delmas was the first (12/20/09).
- Earned NFC Defensive Player of the Week for his performance at the Giants.
- In the win against Detroit (11/21), had a tackle on defense, two kickoff returns for 55 yards and one punt return for a 97-yard touchdown - the second-longest punt return and the second-longest by a club rookie in team history.
- With his 101-yard interception for a touchdown and his 97-yard punt return, was the second player on the season with two 90-plus yard returns for touchdowns in two-or-less consecutive games and just the first rookie to accomplish the feat since Devin Hester in 2006.
- Named NFC Special Teams Player of the Week following the Lions game to become the first club rookie to be named NFC Player of the Week in consecutive regular season games and only the third Cowboy to win Player of the Week honors in two different categories.
- Had three kickoff returns for 50 yards on Thanksgiving Day against New Orleans (11/25).
- Filled in for Orlando Scandrick (concussion) in the overtime win at Indianapolis (12/5) to finish with five tackles and two kickoff returns for 37 yards.

COLLEGE:

- Played a total of 48 games while at SMU, more than any other player in his graduating class.
- Had 824 return yards and totaled over 100 kick return yards three times during his senior year.
- Returned two blocked kicks for touchdowns his senior year.
- Made a total of 54 tackles his senior year along with three interceptions. Also had 34 kickoff returns for 824 yards.
- Started 11 games as a junior and had 35 tackles, three interceptions and one sack. Added six punt returns for 31 yards.
- As a sophomore, started all 12 games, playing both safety and corner. Recorded 59 tackles, seven pass breakups and four interceptions.
- Was an All-Freshman Conference USA pick by both the coaches and media and was co-winner of the James Bradley "New Mustang" award for consistent play along with Emmanuel Sanders (D-3 for '10, 82nd overall by Pittsburgh) and Justin Willis.
- Played in 11 games, starting three, to finish with 38 tackles, four pass breakups and one interception. Also had eight kick returns for 136 yards.

PERSONAL:

- Out of Putnam City High School in Oklahoma City, Okla., rated 20th-best player in Oklahoma by Rivals.com and the 25th-best player by the *Daily Oklahoman*.
- Led the team to 10-2 mark and a state quarterfinals appearance.
- Also lettered in football, basketball and track.
- Majored in economics.

COMMUNITY:

- 2010 Dallas Cowboys Rookie Club.
- 2010 Served an early Thanksgiving meal at The Salvation Army.
- Annual team Holiday Hospital Visits.
- Salvation Army Angel Tree Christmas Program.
- Dallas Cowboys Kickoff Luncheon and Cowboys Family Cookbook benefiting Happy Hill Farm.
- Make-A-Wish Foundation of North Texas.

MCCANN'S COWBOYS TOTALS

Year Team	GP-GS	DEFENSE								INTERCEPTIONS				FUMBLES REC					
		ST	AT	TT	Sks-Yds	Tkl/Ls	QB Prs	PBU	FF	No	Yds	Avg	Lg	TD	No	Yds	Avg	Lg	TD
2010 Dallas	9-0	10	2	-	12	0(0)	0	1	0	1	101	101.0	101	1	0	0	0.0	0	0

Year Team	No	KICKOFF RETURNS				PUNT RETURNS					
		Yds	Avg	Long	TD	No	Yds	Avg	FC	Long	TD
2010 Dallas	23	507	22.0	38	0	8	165	20.6	10	97	1

DANNY McCRAY

40 • Safety

6-1 • 222 • 3/10/88

Louisiana State • FA for '10

NFL: 2nd Year • Cowboys: 2nd Year

Games/Starts: 2010-16/0; Career-16/0

Postseason: 2010-0/0; Career-0/0



PRO: Danny McCray signed with Dallas as an undrafted rookie free agent following the 2010 NFL Draft and impressed coaches throughout training camp and the preseason with special teams play with a knack to be around the ball and make plays. McCray was one-of-four rookie free to make the team out of camp joining safety Barry Church, fullback Chris Gronkowski and center Phil Costa. He finished his rookie season with 28 special teams tackles, the third-most in a season in team history since the club started recording special teams tackles in 1988. McCray looks to build on his rookie campaign in 2011 and continue to be a force on special teams while seeing more action on defense.

TRANSACTION SUMMARY:

4/30/10: Signed with Dallas a rookie free agent.

2010:

- Led the team with 28 special teams tackles - the third-most in team history since 1988 - and a team-best 25 solo stops on coverage units. Added four tackles on defense, one interception and one pass breakup.
- Also led the club with five special teams tackles in preseason action.
- Made his NFL debut on special teams at Washington (9/12).
- Tied for the team lead with two tackles on special teams against Chicago (9/19).
- Recorded his first career interception at Houston (9/26) with a fourth quarter pick of Matt Schaub and added one pass breakup. Also added two tackles on special teams.
- Notched his first career stop on defense against Tennessee (10/10).
- Posted two tackles on special teams the next two games, at Minnesota (10/17) and at the N.Y. Giants (10/25).
- Tied for the team lead with a season-high three special teams stops at the N.Y. Giants (11/14).
- Had one tackle on defense against Detroit (11/21).
- Led the team with three special teams tackles at Indianapolis (12/5).
- Was second on the team with a season-high tying three tackles on special teams against Philadelphia (12/12).
- Posted two tackles on defense and added another two on special teams against Washington (12/19).

COLLEGE:

- Played in 52 games with 13 starts at LSU and recorded 196 tackles, including seven tackles for losses and 3.0 sacks.
- Added three interceptions, three forced fumbles and four fumble recoveries.
- Played both linebacker and safety during his career.
- Had two starts at strong safety in 13 games as a senior recording 49 tackles and two fumble recoveries.
- Finished fourth on the team as a junior with 53 tackles playing in 12 games with eight starts.
- Added two tackles for loss and five pass breakups - good for fourth on the team.
- Earned three starts in 14 games as a sophomore to post a career-best 64 tackles, 4.0 sacks and three tackles for loss. Added two interceptions and a fumble recovery.
- Played in all 13 games as a true freshman to record 30 tackles, three forced fumble and one interception.

PERSONAL:

- Member of the Westfield High School (Houston, Texas) Class 5A state championship team in 2004.
- Earned first-team all-district honors in 2005.
- Ranked 22nd in the nation by Rivals.com in a listing of safeties.
- Recorded 96 tackles and two interceptions as a junior in high school.
- Maintained a 4.0 GPA in high school.
- Majored in business.

COMMUNITY:

- 2010 Dallas Cowboys Rookie Club.
- 2010 Served an early Thanksgiving meal at The Salvation Army.
- 2011 Super Bowl XLV NFL Experience Youth Football Clinics.
- Annual team Holiday Hospital Visits.
- Salvation Army Angel Tree Christmas Program.
- Dallas Cowboys Kickoff Luncheon and Cowboys Family Cookbook benefitting Happy Hill Farm.
- Make-A-Wish Foundation of North Texas.

McCRAY'S COWBOYS TOTALS

Year Team	GP-GS	DEFENSE								INTERCEPTIONS				FUMBLES REC				
		ST	AT	TT	Sks-Yds	Tkl/Ls	QB Prs	PBU	FF	No Yds	Avg	Lg	TD	No Yds	Avg	Lg	TD	
2010 Dallas	16-0	3	1	-	4	0(0)0	0(0)	0	1	0	1	0	0	0	0	0	0	0

Year Team	SPECIAL TEAMS								SINGLE-GAME BESTS				
	Solo	Ast	Tot	FF	FR	BP	BFG	BXP	Spec. Tms.	Tkls	- 3, three times, last vs. Philadelphia, 12/12/10		
2010 Dallas	25	3	-	28	0	0	0	0	0	0			

STEPHEN MCGEE

7 • Quarterback


6-3 • 224 • 9/27/85

Texas A&M • D4a for '09 (101st overall)

NFL: 3rd Year • Cowboys: 3rd Year

Games/Starts: 2010-2/1; Career-2/1

Postseason: 2010-0/0; Career-0/0



PRO: With their first pick of the fourth round (101st overall) of the 2009 NFL Draft, the Dallas Cowboys selected quarterback Stephen McGee. With Tony Romo entrenched as the franchise's starting quarterback, along with veteran quarterback Jon Kitna to serve as Romo's primary backup, McGee's role will continue to be centered on learning the Cowboys offense as he progresses in the transition to become a pro quarterback. He has demonstrated his athletic ability and is a strong-armed passer with the ability to sidestep the rush and make the throw on the run. He earned playing time in 2010 as a reserve in the second half at Arizona (12/25) with an injury to Kitna. McGee went on to start the season finale at Philadelphia (1/2/11) to earn his first career NFL win in come-from-behind fashion.

TRANSACTION SUMMARY:

4/26/09: Drafted in the fourth round (101st overall) by Dallas.

2010:

- Saw the first action of his career, completing 22-of-44 passes for 238 yards with two touchdowns and no interceptions for an 81.4 quarterback rating in two games played with one start.
- Was inactive as the third quarterback the first six games of the season.
- Served as the backup quarterback to Kitna for the next eight games.
- Saw the first action of his career at Arizona (12/25) as he originally stepped in for one play in the second quarter after Kitna was slightly injured. Handed the ball off to Marion Barber for a 25-yard run on his first career play. McGee then stepped back in for Kitna (hip) at the second quarter's 2:00 warning and finished the game, completing 11-of-17 passes for 111 yards and a touchdown for a 102.8 quarterback rating.
- Made his first career start at Philadelphia (1/2/11) to become the 35th different quarterback to make a start in a Cowboys uniform. Of the previous 35, was the 21st to be making his first career start, and with the win, it marked the 14th time a Dallas quarterback posted a win in his first start as a Cowboy. Completed 11-of-27 passes for 127 yards with one touchdown.

2009:

- Inactive as the third quarterback for all 16 regular season games and two playoff games.
- Completed nine-of-15 passes (60.0%) for 86 yards with one touchdown in two games during the preseason.
- Suffered a sprained MCL in his right knee while throwing his first NFL touchdown in the preseason game against Tennessee (8/21), forcing him to miss the final two games of the preseason.

COLLEGE:

- Concluded his career at Texas A&M with 5,475 yards on 514-of-786 (65.4%) passes with 28 touchdowns and 13 interceptions. Also rushed for 1,750 yards with 11 touchdowns during his collegiate career.
- Voted by his teammates as the Aggie Heart Award winner and was named the prestigious FCA Bobby Bowden Athlete of the Year.
- Earned first-team Academic All-Big 12 honors.
- Completed 56-of-85 passes (65.9%) for 586 yards with two touchdowns and two interceptions despite battling injuries all of his senior season that forced him to only see action in six games with three starts.
- As a junior, completed 211-of-364 passes (58.0%) for 2,311 yards with 12 touchdowns and eight interceptions while starting all 13 games.
- Led the Aggies and all Big 12 quarterbacks in rushing with 899 yards on 181 attempts while also scoring five touchdowns on the ground and had four 100-plus yard rushing games.
- Was one of only three quarterbacks in the nation to throw for 2,300 yards and rush for 875 yards.
- Accounted for 3,210 yards of total offense (246.9 avg. per game).
- Named honorable mention All-Big 12 by the conference coaches and earned first-team Academic All-Big 12.
- Threw for 2,295 yards and 12 touchdowns with two interceptions on 194-of-313 attempts (62.0%) while starting all 13 regular season games as a sophomore.
- Earned honorable mention All-Big 12 honors and was a member of the Big 12 Academic Honor Team.
- Only threw two interceptions in 313 attempts and led the nation in interception percentage.
- Rushed for 666 yards and four touchdowns on 146 carries.
- Was one of only a handful of quarterbacks with more than 2,100 passing yards and 600 rushing yards.
- As a redshirt freshman, completed 24-of-53 passes (45.3%) for 283 yards with two touchdowns and one interception in eight games with one start.
- Also rushed for 235 yards and two touchdowns on 43 carries (5.5 avg.).

PERSONAL:

- Three-year starter at quarterback for Class 3A Burnet, Texas, High School, leading his team to a combined record of 36-5 (including a 28-2 mark as a junior and senior) with Burnet appearing in the 3A state finals in 2002 and 2003.
- Did not throw a single interception in the 2003 regular season, finishing his career with 8,256 passing yards and a 3A state-record 101 passing touchdowns.
- As a senior, completed 196-of-313 passes (62.6%) for 3,579 yards with 47 touchdowns and three interceptions.
- Two-time all-state selection and three-time all-district pick.
- Named the 3A Offensive Most Valuable Player after his senior year.

STAFF

STEPHEN
MCGEE

2010 SEASON

RECORDS

PLAYOFF
RECORDS

HISTORY

SIDELINES

- Also earned *Dave Campbell's Texas Football Magazine* SuperTeam second-team and *Austin American-Statesman* All-Centex Co-Player of the Year honors.
- Also participated in basketball and track and field.
- All-district on the hardwood as a sophomore, but was injured as a junior.
- Advanced to the regional meet in track with the 400- and 1,600-meter relays.
- An excellent student, McGee was Burnet's top ranked student-athlete and ranked ninth overall in his senior class of over 250.
- Earned his degree in marketing in less than four years and received his master's degree in business administration.
- He and his wife, Brittany, were married on March 5, 2011.

COMMUNITY:

- 2009 Dallas Cowboys Rookie Club.
- 2010 Dallas Cowboys NFL Draft Day/Fan Appreciation Party.
- 2010 Children's Cancer Fund Fashion Show & Luncheon hosted by Staubach & Aikman.
- 2010 Keynote Speaker for Scofield Christian School.
- 2011 Taste of the NFL: The Ultimate Cowboys Tailgate Party benefitting the North Texas Food Bank.
- 2011 Super Bowl XLV Youth Football Clinic coach at the NFL Experience.
- Annual team Holiday Hospital Visits.
- Salvation Army Angel Tree Christmas Program.
- Annual Dallas Cowboys Kickoff Luncheon and Cowboys Family Cookbook benefitting Happy Hill Farm.
- Make-A-Wish Foundation of North Texas.

McGEE'S COWBOYS TOTALS

Year Team	GP-GS	PASSING									
		Att	Cmp	Pct	Yds	Yds/Att	TD	Int	Long	Sacks	Rating
2010 Dallas	2-1	44	22	50.0	238	5.4	2	0	371	3/25	81.4

Year Team	RUSHING				
	No	Yds	Avg	Long	TD
2010 Dallas	13	74	5.7	14	0

McGEE'S GAME-BY-GAME**PASSING
2010 (Dallas)**

Date	Opp	Att	Cmp	Yds	Pct	TD	Int	Long	Sacks	Rating	W/L	Score
9/12	@ Was										L	7-13
9/19	Chi										L	20-27
9/26	@ Hou										W	27-13
10/10	Ten										L	27-34
10/17	@ Min										L	21-24
10/25	NYG										L	35-41
10/31	Jac										L	17-35
11/7	@ GB										L	7-45
11/14	@ NYG										W	33-20
11/21	Det										W	35-19
11/25	NO										L	27-30
12/5	@ Ind										W	38-35
12/12	Phi										L	27-30
12/19	Was										W	33-30
12/25	@ Ari	17	11	111	64.7	1	0	371	1/11	102.8	L	26-27
1/2/11	@ Phi	27	11	127	40.7	1	0	33	2/14	68.0	W	14-13
Totals		44	22	238	50.0	2	0	371	3/25	81.4		6-10

TERENCE NEWMAN**41 • Cornerback**


5-10 • 191 • 9/4/78

Kansas State • D1 for '03 (5th overall)

NFL: 9th Year • Cowboys: 9th Year

Games/Starts: 2010-16/16; Career-119/117

Postseason: 2010-0/0; Career-5/5

**PRO BOWLS**

PRO: A solid playmaker and an anchor in the secondary, Terence Newman is one-of-two first round draft picks at the starting corner position for Dallas, joining Mike Jenkins (2008). A consistent performer, Newman has appeared in all 16 games in six-of-eight pro seasons while leading or tying for the team lead in interceptions four times. He is also known as a willing tackler, posting at least 60 tackles in seven seasons, missing the milestone in 2008 when he played in just 10 games due to injury. Newman posted a career-best five interceptions in 2010 as he tied for the team lead while adding a career-best 81 tackles. Blessed with speed that made him an indoor

and outdoor All-American sprinter in college, Newman has been a consistent performer since becoming Dallas' first round draft choice in 2003. He earned All-Rookie honors after tying for the league lead among rookies in interceptions. In his second season, Newman became the first player since Everson Walls in 1981-82 to lead the team outright in interceptions in consecutive seasons. In 2007 he proved he could overcome injury for the first time in his career – turning in a performance worthy of his first Pro Bowl selection despite missing the season's first two games with a foot injury. He had another big impact on the team in 2008, with his team-leading and then career-high tying four interceptions that allowed the veteran defensive back to lead the team in that category for the third time in his career. He also has dangerous punt returning ability when called upon. Newman has a career average of 7.5 yards on 38 punt returns with a 56-yard touchdown return to his credit. Thanksgiving Day has become a special holiday for Newman as he has recorded at least one takeaway (four interceptions and one fumble recovery) in five of his eight career turkey day outings. He signed a six-year extension on May 20, 2008 that will keep him in Dallas until 2014.

TRANSACTION SUMMARY:

5/20/08: Signed a six-year contract extension with Dallas.

4/26/03: Drafted in the first round (5th overall) by Dallas.

2010:

- Started all 16 games at corner where he recorded a career-best 81 tackles, good for sixth on the team, and a career-high five interceptions to tie for the team lead.
- Also added 14 pass breakups, good for second on the team.
- Recorded his first career kickoff return for nine yards on the last play of the game at Arizona (12/25).
- Had one tackle and one pass breakup as the defense held the Redskins (9/12) without an offensive touchdown for the third consecutive game.
- Finished with five tackles and one pass breakup against Chicago (9/19), while helping hold the Bears offense to one-of-11 on third down (9.1%) - the lowest since the defense held the N.Y. Giants to one-of-11 (10/16/05 - OT).
- Tied for third on the team with seven tackles and added two pass breakups at Houston (9/26). Also recovered a fumble that led to a field goal. Helped limit wide receiver Andre Johnson to four catches for 64 yards.
- Grabbed his first interception of the season while adding four tackles and two pass breakups against the N.Y. Giants (10/25). Marked his 24th career interception which broke a tie with Darren Woodson and moved him into a tie with Chuck Howley for ninth place in club history.
- Posted one tackle against Jacksonville (10/31) before leaving the game in the third quarter after injuring his ribs.
- Returned to action at Green Bay (11/7) and had four tackles and forced a fumble.
- Recorded five tackles and one tackle for loss at the N.Y. Giants (11/14) after suffering an ankle injury on the first series and seeing limited action throughout the game.
- Had six tackles, one pass breakup and one interception - the 25th of his career to break a tie with Howley for sole possession of ninth in club history - against Detroit (11/21).
- Recorded a season-high 10 tackles - his first double-digit tackle performance of the year - at Indianapolis (12/5). Marked just his third career double-digit tackle game and first since he recorded a career-high 13 tackles against Pittsburgh (10/17/04).
- Led the team with seven tackles against Philadelphia (12/12) and added another seven stops against Washington (12/19) along with one pass breakup and an interception to end the game.
- Had five tackles and two pass breakups as the defense held the Cardinals (12/25) to just two-of-11 (18.2%) on third downs. Also recorded his first career kickoff return on the last play of the game that he returned nine yards.
- Finished with five tackles, two pass breakups and two interceptions - his third career multiple-interception game - at Philadelphia (1/2/11). His first was at Washington (12/14/03) when he intercepted three passes. Also upped his season interception total to five to establish a single-season career-high.

2009:

- Earned his second Pro Bowl berth as an injury replacement for Arizona's Dominique Rodgers-Cromartie.
- Combined with Jenkins' Pro Bowl invitation, became the first starting corners in team history to reach the NFL's all-star game together, as they led the squad in interceptions.
- Started all 16 games and finished second on the team with three interceptions, ninth with 68 tackles and second with 21 pass breakups.
- In the season opener at Tampa Bay (9/13), tied for fifth on the team with seven tackles while adding one tackle for loss and one pass breakup.
- Finished with six tackles - good for fourth on the team - and an interception which he returned 27 yards for a touchdown that sealed the win against Carolina (9/28). The interception marked the 21st of his career and the second returned for a score.
- Tied for third on the team with a season-high nine tackles and added two breakups at Kansas City (10/11).
- Had five tackles, one pass breakup and a forced fumble against Atlanta (10/25).
- Forced a fumble in his second consecutive game with one against Seattle (11/1) while adding six tackles and two pass breakups.
- Tied his season-best with nine tackles at Green Bay (11/15).
- Posted two tackles and two pass breakups - to give him 100 for his career - along with an interception - the 22nd of his career to move into a tie with Don Bishop for 11th in team history against San Diego (12/13).
- Made his 100th career start and picked off his 23rd career pass - returning the theft nine yards to setup Dallas' first score of the game at Washington (12/27). His 23 career interceptions broke a tie with Bishop and tied Darren Woodson for 10th in club history. Also added one tackle and a pass breakup in the playoff-clinching win as the defense forced a shutout for the first time since a 27-0 win at Washington (12/14/03).
- Had one tackle as the team won the NFC East Division title and the defense shutout the Eagles (1/3/10) to force back-to-back shutouts for the first time in team history.
- In the Wild Card Game against Philadelphia (1/9/10), had three tackles and one pass breakup as the defense did not allow a rushing first down for the first time in club postseason history.
- Led the secondary with seven tackles in the Divisional Game at Minnesota (1/17/10).

2008:

- Led the team with a then career-high tying four interceptions while also posting 39 tackles, three tackles for loss, 13 pass breakups and a fumble recovery.
- Played in 10 games with 10 starts while missing six games due to injury.
- Suffered a slight tear in his groin at the beginning of training camp causing him to miss all of the preseason and the season opener at Cleveland (9/7).
- Underwent surgery on Oct. 10 to repair a sports hernia injury.
- Started against Philadelphia (9/15) in his first game back since suffering a groin injury early in training camp to record one tackle.
- At Green Bay (9/21) had four tackles as the defense held its opponent to less than 100 total rushing yards for the third straight week.
- Tied for the most tackles in the secondary with six against Washington (9/28).
- Inactive for the next five games with an abdominal strain.
- Returned at Washington (11/16) to hold Santana Moss to just five catches for 29 yards. Also finished with a season-high seven tackles, one tackle for a loss and two pass breakups along with one interception - his first of the season.
- Played the entire game against San Francisco (11/23) after suffering a slight groin strain in practice leading up to the game, and finished with five tackles and one pass breakup.
- Recorded his second interception of the season against Seattle (11/27) to mark the fifth time of his six-year career to notch a takeaway in the Thanksgiving Day game and added two tackles and one pass breakup.
- At Pittsburgh (12/7) had one tackle, one tackle for a loss and two pass breakups. Missed part of the first half due to blurred vision.
- Tied his season-high with seven tackles against the N.Y. Giants (12/14), added one tackle for loss and two breakups along with two interceptions. The two picks marked his second career multi-interception game (three - at Washington, 12/14/03). His first pick led to a Dallas punt while the second one sealed the game.
- Had three tackles and two pass breakups in the Texas Stadium finale against Baltimore (12/20).
- At Philadelphia (12/28) finished with three tackles and two pass breakups. Also had one fumble recovery for no yards.

2007:

- Despite missing the first two games of the year while recovering from a foot injury, earned his first Pro Bowl selection in his fifth NFL season.
- Was one-of-13 Cowboys selected to the Pro Bowl - setting a team and NFL record.
- Finished the year third on the team with four interceptions to go along with 15 pass breakups (tied for the team lead).
- His 62 tackles were seventh-best on a defense that closed the year ninth in the NFL (fourth in the NFC), allowing an average of 307.6 yards-per-game.
- Missed the season opener against the N.Y. Giants (9/9) and the following week's game at Miami (9/16) while recovering from a foot injury. The opener marked the first game he had missed in his five-year NFL career.
- Returned to on-field action in the win at Chicago (9/23) where he was used only in nickel passing situations.
- Did not start in the win over St. Louis (9/30), but was forced into full-time action after Anthony Henry suffered a high ankle sprain in the first quarter and responded with five tackles.
- In his first start of the season in place of Henry (ankle) at Buffalo (10/8), picked off his first pass of the season and returned it 70 yards while also contributing five tackles and one pass defended.
- In the loss to New England (10/14), had a season-high nine tackles and forced one fumble in his second start of the year.
- In the win at Philadelphia (11/4), tied for the team lead in tackles with eight stops and also knocked down one pass.
- In the win over Washington (11/18), had a team-high three pass breakups - one of which was an interception that stopped a late Redskins drive for the potential go-ahead touchdown.
- In the Thanksgiving Day win over the N.Y. Jets (11/22), registered his third big-play interception of the year by taking a Jets pass 50 yards for a score that brought the Dallas lead to 21-0 in the second quarter. It was the 15th interception of his career and the first he had returned for a touchdown.
- In the win over Green Bay (11/29), tied for second on the team in tackles (five stops) while breaking up two passes and recording his fourth interception of the year (his third consecutive game with a pick) on the play in which Brett Favre was injured.
- Sat out the season-ending loss at Washington (12/30), resting a knee injury that occurred at Carolina (12/22).

2006:

- Ranked sixth on the team with 66 tackles and third on the team with 12 passes defended. Also added one interception.
- Surfaced as a dangerous punt returner, ranking fifth in the NFC and 12th in the NFL with a 10.1-yard average on 20 returns.
- In the home-opening win over Washington (9/17), gained 40 yards on three punt returns (13.3 yards-per-return).
- At Tennessee (10/1) posted two punt returns for 21 yards, including a season-best 20-yarder, to set up short touchdown drives of 55 and 44 yards.
- In the Monday night loss to the N.Y. Giants (10/23), had his only interception of the season, picking off Eli Manning in the end zone. Also finished second on the team with a season-high eight tackles.
- In the win over previously undefeated Indianapolis (11/19), recorded three tackles, including one for a loss on a pass play, and broke up a pass. Helped limit the Colts to a season-low 14 points.
- In the playoff-clinching win at Atlanta (12/16), registered five tackles and had a career-high four pass breakups.
- Against Detroit (12/31) scored his first career touchdown, returning a punt 56 yards to give the Cowboys a 21-20 lead in the third quarter. It was the longest punt return of his career and the first punt return for a touchdown by a Cowboy since Nov. 22, 2001, when Reggie Swinton returned one 65 yards against Denver.
- Notched six tackles and a pass breakup in the Wild Card Playoff Game loss at Seattle (1/6/07).

2005:

- Finished third on the team with 70 tackles, leading the team with a career-high 15 passes defended and tying for second with three interceptions.
- Was fifth on the team with three tackles for a loss.
- In the season-opening win at San Diego (9/11), had five tackles and a season-high two tackles for a loss, both on pass plays.
- In the Monday night loss to Washington (9/19), intercepted his fifth career pass against the Redskins in five career games.
- In the win at San Francisco (9/25), was second on the team with six tackles and also broke up two passes. One of the pass breakups came on the 49ers final play, and Dat Nguyen intercepted it to seal the Cowboys 34-31 win.
- In the loss at Oakland (10/2), made the defensive play of the game, catching Randy Moss from behind at the Dallas seven-yard line to save a touchdown and force a Raiders field goal.
- In the win over Philadelphia (10/9), added his second career sack.
- At Seattle (10/23) was second on the team with six tackles. Also broke up two passes and intercepted quarterback Matt Hasselbeck at the Dallas seven-yard line on the Seahawks opening drive.
- In the victory over Detroit (11/20), was second on the team with a season-high seven tackles with a breakup.
- In the overtime loss to Denver (11/24) on Thanksgiving Day, had four tackles and two takeaways that led to two Dallas touchdowns. His second quarter interception was the first off Jake Plummer in 230 pass attempts. His fourth quarter fumble recovery at the Broncos 10-yard line set up the tying touchdown.
- At Carolina (12/24) limited wide receiver Steve Smith to one catch for 18 yards before Smith was ejected midway through the third quarter. Finished with three tackles and two passes defended, giving him a career-high 15 for the season.

2004:

- Led the team with four interceptions, becoming the first player since Everson Walls in 1981-82 to lead the team outright in interceptions in consecutive seasons.
- Posted a team-high 13 pass deflections and ranked fourth on the team with 66 tackles in his second NFL season.
- Against Cleveland (9/19) had his first interception of the season and helped limit the Browns to 66 net passing yards. Also returned his first career punt, a seven-yard return in the third quarter.
- Led the team with a career-high 13 tackles against Pittsburgh (10/17).
- Registered his first career tackle for a loss against Philadelphia (11/15) and his first career forced fumble at Baltimore (11/21).
- On Thanksgiving Day against Chicago (11/25), had his second interception, stealing a fourth quarter pass and returning it 11 yards to the Bears 42-yard line to set up the Cowboys final touchdown.
- At Seattle (12/6) recorded eight tackles, broke up a pass and forced a fumble in the second quarter.
- At Philadelphia (12/19) posted two tackles, broke up two passes and picked off his third pass of the season. Limited wide receiver Terrell Owens to two catches for 24 yards.
- Had three tackles and his fourth interception of the season against Washington (12/26), helping limit the Redskins to 149 passing yards.

2003:

- Became just the third rookie corner in club history to start a season opener in the loss against Atlanta (9/7).
- Finished the season with four interceptions, which was first on the team, tied for 10th in the NFC and tied for first among NFL rookies.
- Was also second on the team with 14 passes defended.
- Was fifth on the team with 80 tackles, becoming the fifth Cowboys cornerback to record 80-or-more tackles since 1979, when the team began tracking tackles. Also finished second on the team with six tackles for a loss.
- Helped the defense jump from 18th in the league in 2002 to first after it allowed 75 yards-per-game.
- Dallas was the only team in the league that allowed a completion percentage below 50.0.
- At the N.Y. Giants (9/15) intercepted his first career pass, picking off a second quarter pass intended for tight end Jeremy Shockey at the Cowboys 20-yard line. He also broke up a season-high three passes.
- Against Arizona (10/19) logged his first career sack when he ran Jeff Blake out of bounds on a scramble.
- Was second on the team with seven tackles and helped limit quarterback Jake Delhomme to nine-of-24 passing (37.5 percent) in the Cowboys 24-20 win over Carolina (11/23).
- Recorded a season-high eight tackles against Miami (11/27) on Thanksgiving Day. Also recovered a Ricky Williams fumble at the Dallas 28-yard line.
- Earned NFC Defensive Player of the Week honors at Washington (12/14) after tying a team record with three interceptions, becoming the fourth Cowboys player and first rookie to have three interceptions in a game. The first interception came at the Dallas seven-yard line. He returned the second interception 25 yards to the Redskins nine-yard line to set up a Dallas touchdown. The third interception led to a Dallas field goal.
- Posted five tackles at Carolina (1/3/04) in his postseason debut.

COLLEGE:

- A consensus All-America selection as a senior cornerback at Kansas State and an honorable mention All-America kickoff returner.
- Became the first player in school history to win the Jim Thorpe Award and was a finalist for the Bronco Nagurski Award.
- Was an All-Big 12 Conference first-team choice and Big 12 Defensive Player of the Year in 2002, when he became the second player in school history to score a touchdown on a kickoff and punt return in the same season.
- In 48 collegiate games, made 133 tackles, 10 interceptions, 32 pass deflections, and two forced fumbles.
- Also gained 834 yards with one touchdown on 32 kickoff returns (26.1 yards-per-return) and 417 yards with three touchdowns on 27 punt returns (15.4 yards-per-return).
- As a senior, had five interceptions and 14 pass breakups.
- Also played wide receiver, catching four passes for 98 yards (24.5 yards-per-catch) and a touchdown.
- A consensus All-Big 12 Conference second-team selection as a junior, ranked fifth in the Big 12 and 16th in the nation with 19 passes defended.
- Also posted three interceptions as a junior and blocked two kicks.

- On the track, was a two-time Big 12 champion in the 100 meters and reached the NCAA semifinals.
- Set the school record in the 100 meters at 10.20 seconds.
- Also finished second in the 200 meters at the Big 12 meet with a time of 21.42.
- Earned his first All-America honor by finishing fifth in the 60 meters at the NCAA Indoor Championship with a time of 6.67.
- Was the Big 12 indoor champ in the 60 meters with a time of 6.65 seconds in the finals and ran a school-record 6.62 seconds in the preliminary round.

PERSONAL:

- Attended Central High School in Salina, Kansas, and was listed as one of the top-20 recruits in Kansas by First Down Recruiting.
- Lettered twice in football, three times in track, three times in basketball and once in baseball.
- Ran the 100 meters in 10.36 and the 200 in 21.6 entering his senior season.
- A business major at Kansas State.

COMMUNITY:

- 'Breakfast Buddy' program in his hometown of Salina.
- 2003 Dallas Cowboys Rookie Club.
- 2004-05, 2007, 2010 Children's Cancer Fund Fashion Show & Luncheon hosted by Staubach and Aikman.
- 2004 Rookie Club Alumni visit to ChildCare Group.
- St. Valentine's Leukemia and Lymphoma Society Style Show.
- 2005-07 Brain Awareness Week, hosted by UT Dallas.
- 2004-05 and 2007-10 Stars of Texas: Racing Against the Odds for American Diabetes Association.
- Dallas Cowboys Draft Day/Fan Appreciation.
- NFL Flag Football program in Dallas for youth.
- Mission Arlington Holiday Party for underprivileged children.
- Dallas Cowboys Early Thanksgiving Day Meal for The Salvation Army.
- Cowboys/NFL Football 201 Workshop benefiting The Salvation Army and The Rise School.
- 2007 joined teammates Roy Williams, Tony Romo and DeMarcus Ware for the Salvation Army National Advisory Organizations Conference.
- 2008 Habitat for Humanity Build at Texas Stadium with Bank of America.
- Backyard Challenge Youth Football Game with Direct Energy.
- Annual team Holiday Hospital Visits.
- Salvation Army Angel Tree Christmas Program.
- Dallas Cowboys Kickoff Luncheon and Cowboys Family Cookbook benefitting Happy Hill Farm.
- NFL Play It Smart.
- 2009-10 Community initiatives with The University of Phoenix.
- 2010 Public Service Announcement in support of Arlington Independent School District No Texting and Driving Pledge for students.
- 2011 Super Bowl XLV Nike Leadership Challenge at Cowboys Stadium and community autograph signing for the NFL Ticket Exchange.
- Make-A-Wish Foundation of North Texas.



MISSION: Terence Newman's Rising Stars Foundation exists to provide mentoring, academic support and unique opportunities to young student-athletes who demonstrate exceptional character and motivation in the face of challenging circumstances.

www.terencenewman41.com

NEWMAN'S COWBOYS TOTALS

Year Team	GP-GS	DEFENSE						INTERCEPTIONS				FUMBLES REC									
		ST	AT	TT	Sks-Yds	Tkl/Ls	QB Prs	PBU	FF	No	Yds	Avg	Lg	TD	No	Yds	Avg	Lg	TD		
2003 Dallas	16-16	69	11	-	80	1.0(0)	6(-15)	0	14	0	4	23	5.8	25	0	1	0	0.0	0	0	
2004 Dallas	16-16	61	5	-	66	0.0(0)	2(-7)	0	13	2	4	31	7.8	21	0	0	0	0.0	0	0	
2005 Dallas	16-16	55	15	-	70	1.0(-6)	3(-5)	0	15	1	3	16	5.3	12	0	3	0	0.0	0	0	
2006 Dallas	16-16	54	12	-	66	0.0(0)	1(-1)	0	12	0	1	12	12.0	12	0	1	0	0.0	0	0	
2007 Dallas	13-11	51	11	-	62	0.0(0)	1(-4)	1	15	1	4	129	32.3	70	1	0	0	0.0	0	0	
2008 Dallas	10-10	31	8	-	39	0.0(0)	3(-5)	0	13	0	4	2	0.5	0	0	1	0	0.0	0	0	
2009 Dallas	16-16	54	13	-	67	0.0(0)	2(-2)	0	21	3	3	36	12	27	1	0	0	0.0	0	0	
2010 Dallas	16-16	67	14	-	81	0.0(0)	1(-2)	0	14	1	5	16	3.2	30	0	1	0	0.0	0	0	
Totals	119-117	442	89	-	531	2.0(-6)	19(-41)	1	117	8	28	265	9.5	70	2	7	0	0.0	0	0	
Playoffs																					
2003 Dallas	1-1	5	0	-	5	0.0(0)	0(0)	0	0	0	0	0	0.0	0	0	0	0	0.0	0	0	0
2006 Dallas	1-1	5	1	-	6	0.0(0)	0(0)	0	1	0	0	0	0.0	0	0	0	0	0.0	0	0	0
2007 Dallas	1-1	0	0	-	0	0.0(0)	0(0)	0	0	0	0	0	0.0	0	0	0	0	0.0	0	0	0
2009 Dallas	2-2	8	2	-	10	0.0(0)	0(0)	0	1	0	0	0	0.0	0	0	0	0	0.0	0	0	0
Totals	5-5	18	3	-	21	0.0(0)	0(0)	0	2	0	0	0	0.0	0	0	0	0	0.0	0	0	0

NEWMAN'S INTERCEPTIONS BY QUARTERBACK

Eli Manning	4	Kevin Kolb	2	Jake Delhomme	1	Rex Grossman	1	Jonathan Quinn	1
Tim Hasselbeck	3	Mark Brunell	1	Trent Edwards	1	Shaun Hill	1	Patrick Ramsey	1
Jason Campbell	3	Kellen Clemens	1	Brett Favre	1	Donovan McNabb	1	Philip Rivers	1
Matt Hasselbeck	2	Kerry Collins	1	Jason Garcia	1	Jake Plummer	1		

Year Team	PUNT RETURNS					
	No	Yds	Avg	FC	Long	TD
2004 Dallas	2	13	6.5	0	7	0
2005 Dallas	10	55	5.5	6	26	0
2006 Dallas	20	202	10.1	6	56t	1
2007 Dallas	4	26	6.5	1	13	0
2008 Dallas	0	0	0.0	0	0	0
2009 Dallas	2	-11	-5.5	0	0	0
2010 Dallas	0	0	0.0	0	0	0
Totals	38	285	7.5	0	56t	1
Playoffs						
2006 Dallas	1	17	17.0	0	17	0
2007 Dallas	0	0	0.0	0	0	0
2009 Dallas	0	0	0.0	1	0	0
Totals	1	17	17.0	1	17	0

ADDITIONAL STATISTICS

Rushing – 2005 (1 for 4 yds.).
Kickoff Returns – 2010 (1 for 9 yds.).

SINGLE-GAME BESTS

Tackles – 13 vs. Pittsburgh, 10/17/04
Solo Tackles – 13 vs. Pittsburgh, 10/17/04
Assisted Tackles – 3 at Washington, 12/7/03,
 at N.Y. Giants, 12/28/04, and at N.Y. Giants, 11/11/07
Interceptions – 3 at Washington, 12/14/03
Passes Defensed – 3, Four times, last vs. Oakland, 11/26/09

**NEWMAN'S GAME-BY-GAME
 DEFENSE**

2003 (Dallas)

Game	ST	AT	TT	INTs		Lg	TD	
				Tk/Ls	No/PBU			
W- Atl 9/7	5	0	5					
W- @ NYG 9/15	5	0	5	3	1/0	0	0	
W- @ NYJ 9/28	4	0	4	1				
W- Ari 10/5	5	0	5	1(-3)	1			
W- Phi 10/12	5	0	5	1				
W- @ Det 10/19	2	0	2	2				
L- @ TB 10/26	4	0	4	1(-1)	1			
W- Was 11/2	3	0	3					
W- Buf 11/9	5	0	5	1(-2)	1			
L- @ NE 11/16	3	1	4					
W- Car 11/23	5	2	7					
L- Mia 11/27	7	1	8	1(-3)				
L- @ Phi 12/7	6	1	7	1(-3)				
W- @ Was 12/14	3	3	6	3	3/23	25	0	
W- NYG 12/21	4	0	4					
L- @ NO 12/28	3	3	6	1(-3)	1			
Totals	69	11	80	6(-15)	14	4/23	25	0

Playoffs

L- @ Car 1/3/04 ... 5 0 - 5

2004 (Dallas)

Game	ST	AT	TT	INTs		Lg	TD	
				Tk/Ls	No/PBU			
L- @ Min 9/12	2	1	3					
W- Cle 9/19	0	1	1	1	1/21	21	0	
W- @ Was 9/27	8	2	10	1				
L- NYG 10/10	2	1	3					
L- Pit 10/17	13	0	13					
L- @ GB 10/24	5	0	5	1				
W- Det 10/31				2				
L- @ Cin 11/7	4	0	4	2				
L- Phi 11/15	5	0	5	1(-3)				
L- @ Bal 11/21	4	0	4					
W- Chi 11/25	1	0	1	1	1/11	11	0	
W- @ Sea 12/6	8	0	8	1				
L- NO 12/12	3	0	3	1(-4)	1			
L- @ Phi 12/19	2	0	2	2	1/0	0	0	
W- Was 12/26	3	0	3	1	1/-1	-1	0	
L- @ NYG 1/2/05	1	0	1					
Totals	61	5	66	2(-7)	13	4/31	21	0

2005 (Dallas)

Game	ST	AT	TT	INTs		Lg	TD	
				Tk/Ls	No/PBU			
W- @ SD 9/11	4	1	5	2(-4)	1			
L- Was 9/19	5	1	6	2	1/12	12	0	
W- @ SF 9/25	4	2	6	2				
L- @ Oak 10/2	3	0	3					
W- Phi 10/9	2	1	3					
W- NYG 10/16	3	1	4					
L- @ Sea 10/23	4	2	6	2	1/0	0	0	
W- Ari 10/30	2	1	3	1				
W- @ Phi 11/14	3	2	5					
W- Det 11/20	5	2	7	1				
L- Den 11/24	4	0	4	1	1/4	4	0	
L- @ NYG 12/4	1	0	1	1				
W- KC 12/11	4	1	5	1				
L- @ Was 12/18	3	0	3	1(-1)	1			
W- @ Car 12/24	2	1	3	2				
L- STL 1/1/06	6	0	6					
Totals	55	15	70	3(-5)	15	3/16	12	0

2006 (Dallas)

Game	ST	AT	TT	INTs		Lg	TD	
				Tk/Ls	No/PBU			
L- @ Jac 9/10	7	0	7	2				
W- Was 9/17	4	0	4					
W- @ Ten 10/1	2	0	2					
L- @ Phi 10/8	1	0	1					
W- Hou 10/15				1	0/12	12	0	
L- NYG 10/23	6	2	8	1	1/0	0	0	
W- @ Car 10/29	3	1	4	1				
L- @ Was 11/5	2	2	4					
W- @ Ari 11/12	3	1	4					
W- Ind 11/19	3	0	3	1(-1)	1			
W- TB 11/23	1	1	2					
W- @ NYG 12/3	5	1	6					
L- NO 12/10	7	0	7	1				
W- @ Atl 12/16	5	0	5	4				
L- Phi 12/25	3	2	5	1				
L- Det 12/31	2	2	4					
Totals	54	12	66	1(-1)	12	1/12	12	0

Playoffs

L- @ Sea 1/6/07 ... 5 1 - 6 1

NEWMAN'S GAME-BY-GAME, (cont.)

2007 (Dallas)

Game	ST	AT	TT	INTs			
				Tk/ Ls	PBU	No/ Yds	Lg TD
W- NYG 9/9				INACTIVE/INJURED - Heel			
W- @ Mia 9/16				INACTIVE/INJURED - Heel			
W- @ Chi 9/23	0	2	2		1		
W- STL 9/30	4	1	5				
W- @ Buf 10/8	4	1	5	1(-4)	1	1/70	70 0
L- NE 10/14	9	0	9		1		
W- Min 10/21	1	0	1		1		
W- @ Phi 11/4	7	1	8		1		
W- @ NYG 11/11	4	3	7		2		
W- Was 11/18	3	1	4		3	1/7	7 0
W- NYJ 11/22	1	1	2		1	1/50	50 1
W- GB 11/29	5	0	5		2	1/2	2 0
W- @ Det 12/9	7	1	8				
L- Phi 12/16	2	0	2		1		
W- @ Car 12/22	4	0	4		1		
L- @ Was 12/30				INACTIVE/INJURED - Heel			
Totals	51	11	62	1(-4)	15	4/129	70 1

Playoffs

L- NYG 1/13/08 0 0 - 0

2008 (Dallas)

Game	ST	AT	TT	INTs			
				Tk/ Ls	PBU	No/ Yds	Lg TD
W- @ Cle 9/7				INACTIVE/INJURED - Groin			
W- Phi 9/15	1	0	1				
W- @ GB 9/21	3	1	4		1		
L- Was 9/28	5	1	6				
W- Cin 10/5				INACTIVE/INJURED - Abdominal			
L- @ Ari 10/12				INACTIVE/INJURED - Abdominal			
L- @ STL 10/19				INACTIVE/INJURED - Abdominal			
W- TB 10/26				INACTIVE/INJURED - Abdominal			
L- @ NYG 11/2				INACTIVE/INJURED - Abdominal			
W- @ Was 11/16	5	2	7	1(-3)	2	1/0	0 0
W- SF 11/23	4	1	5		1		
W- Sea 11/27	2	0	2		1	1/0	0 0
L- @ Pit 12/7	1	0	1	1(-1)	2		
W- NYG 12/14	6	1	7	1(-1)	2	2/2	2 0
L- BAL 12/20	2	1	3		2		
L- @ Phi 12/28	2	1	3		2		
Totals	31	8	39	3(-5)	13	4/2	2 0

2009 (Dallas)

Game	ST	AT	TT	INTs			
				Tk/ Ls	PBU	No/ Yds	Lg TD
W- @ TB 9/13	6	1	7		1(-1)		
L- NYG 9/20	4	2	6				
W- Car 9/28	5	1	6		2	1/27	27 1
L- @ Den 10/4	3	0	3		1		
W- KC 10/11	7	2	9		2		
W- Atl 10/25	4	1	5		1		
W- Sea 11/1	4	2	6		2		
W- @ Phi 11/8	2	0	2		1		
L- @ GB 11/15	9	0	9				
W- Was 11/22	1	0	1		1(-1)		
W- Oak 11/26	3	2	5		3		
L- @ NYG 12/6	1	0	1		2		
L- SD 12/13	1	1	2		2	1/0	0 0
W- @ NO 12/19	2	1	3		2		
W- @ Was 12/27	1	0	1		1	1/9	9 0
W- Phi 1/3/10	1	0	1				
Totals	54	13	67	2(-2)	21	3/36	27 1

Playoffs

W- Phi 1/9/10 2 1 - 3 1

L- @ Min 1/17/10 6 1 - 7

Totals 8 2 - 10 1

2010 (Dallas)

Game	ST	AT	TT	INTs			
				Tk/ Ls	PBU	No/ Yds	Lg TD
L- @ Was 9/12	1	0	1		1		
L- Chi 9/19	4	1	5		1		
W- @ Hou 9/26	7	0	7		2		
L- Ten 10/10	1	1	2		1		
L- @ Min 10/17	4	0	4				
L- NYG 10/25	4	0	4		2	1/30	30 0
L- Jac 10/31	1	0	1				
L- @ GB 11/7	3	1	4				
W- @ NYG 11/14	4	1	5	1(-2)			
W- Det 11/21	6	0	6		1	1/0	0 0
L- NO 11/25	7	1	8		1		
W- @ Ind 12/5	7	3	10				
L- Phi 12/12	6	1	7				
W- Was 12/19	5	2	7		1	1/18	18 0
L- @ Ari 12/25	4	1	5		2		
W- @ Phi 1/2/11	3	2	5		2	2/4	4 0
Totals	67	14	81	1(-2)	14	5/16	30

NEWMAN'S GAME-BY-GAME
PUNT RETURNS
(Seasons with 10-or-more)

2005 (Dallas)

Game	NO.	YDS	AVG	FC	LG	TD
L- Was 9/19						
W- @ SF 9/25						
L- @ Oak 10/2						
W- Phi 10/9						
W- NYG 10/16						
L- @ Sea 10/23						
W- Ari 10/30						
W- @ Phi 11/14						
W- Det 11/20	2	14	7.0	0	8	0
L- Den 11/24	2	0	0.0	2	0	0
L- @ NYG 12/4	1	26	26.0	2	26	0
W- KC 12/11						
L- @ Was 12/18						
W- @ Car 12/24	2	2	1.0	2	2	0
L- STL 1/1/06	3	13	4.3	0	5	0
Totals	10	55	5.5	6	26	0

2006 (Dallas)

Game	NO.	YDS	AVG	FC	LG	TD
W- Was 9/17	3	40	13.3	0	16	0
W- @ Ten 10/1	2	21	10.5	0	20	0
L- @ Phi 10/8	3	2	0.7	0	5	0
W- Hou 10/15						
L- NYG 10/23	1	7	7.0	0	7	0
W- @ Car 10/29	2	16	8.0	0	11	0
L- @ Was 11/5						
W- @ Ari 11/12	1	10	10.0	1	10	0
W- Ind 11/19	1	0	0.0	0	0	0
W- TB 11/23	1	24	24.0	1	24	0
W- @ NYG 12/3	1	0	0.0	0	0	0
L- NO 12/10	2	18	9.0	1	14	0
W- @ Atl 12/16	0	0	0.0	2	0	0
L- Phi 12/25	1	8	8.0	1	8	0
L- Det 12/31	2	56	28.0	0	56 1	
Totals	20	202	10.1	6	56 1	1

Playoffs

@ Seattle 1 17 17.0 0 17 0

KEVIN OGLETREE

85 • Wide Receiver


6-1 • 187 • 8/5/87

Virginia • FA for '09

NFL: 3rd Year • Cowboys: 3rd Year

Games/Starts: 2010-6/0; Career:17/0

Postseason: 2010-0/0; Career:2/0



PRO: Kevin Ogletree arrived in Dallas immediately after the 2009 NFL Draft as a collegiate free agent with a long shot to make the club. He impressed coaches with his hands, speed and knowledge of the game through the offseason and preseason enough to earn a spot on the club's active roster. As a rookie, he settled in as one of the team's kickoff returners, finishing the season second on the team with eight returns for 166 yards, while also seeing time in multiple receiver sets to finish with seven catches for 96 yards. Ogletree only saw action in six games in his second season as he was inactive for seven and missed the final three while on Reserve/Injured after suffering a toe injury. He spent the offseason rehabbing his injury and looks to earn a roster spot among the wide receivers in 2011.

TRANSACTION SUMMARY:

12/15/10: Placed on Reserve/Injured with a toe injury.

5/1/09: Signed with the Dallas Cowboys as a rookie free agent.

2010:

- Finished his second pro season with three catches for 34 yards, six kickoff returns for 109 yards and three special teams tackles before landing on Reserve/Injured on Dec. 15 with a great toe injury.
- Played mainly on special teams in the season opener at Washington (9/12) and had one kickoff return for 13 yards.
- Had his first special teams tackle in the win at Houston (9/26) before returning a kickoff for a season-long 15 yards against Tennessee (10/10).
- Inactive the next seven games before returning for the overtime win at Indianapolis (12/5), finishing with a special teams tackle.
- Had all three of his receptions against Philadelphia (12/12) while also adding four kick returns for 81 yards and a special teams tackle before suffering his toe injury in the fourth quarter.
- Placed on Reserve/Injured Dec. 15.

2009:

- Was the only rookie free agent to make Dallas' active roster.
- Played in 11 games as a rookie, seeing a majority of his time on special teams units, finishing with seven catches for 96 yards, one rush for six yards, eight kickoff returns for 166 yards (20.8 avg.) and one special teams tackle.
- Was inactive the first four games of the season, making his NFL debut in the overtime win at Kansas City (10/11) as the club's kickoff returner. Finished with four kickoff returns for 94 yards with a long return of 32 yards on the opening kickoff - his first career play.
- Lined up on offense for the first time in his pro career late in the fourth quarter against Seattle (11/1) and caught his first pass - a 19-yarder on third-and-10.
- Had two catches for 38 yards - both going for a first down on third near the goal line - at Philadelphia (11/8). Also had his first career rush on a six-yard end around.
- Had one catch for one yard and one kickoff returned for 22 yards at Green Bay (11/15).
- Had two kickoff returns for 30 yards and his first career special teams tackle at the N.Y. Giants (12/6).
- Had two catches for 23 yards in the win at previously undefeated New Orleans (12/19).
- In his postseason debut in the Wild Card Playoff Game against Philadelphia (1/9/10), had one catch for a five-yard first down and one kickoff return for 10 yards with a tackle on special teams.
- Led the team with a career-high six kickoff returns for 88 yards in the Divisional Playoff loss at Minnesota (1/17/10).

COLLEGE:

- While at Virginia, totaled 117 receptions for 1,332 yards (11.4 avg.) and nine touchdowns.
- Led the team with 58 receptions for 723 yards (12.5 avg.) and five touchdowns while also returning 15 kickoffs for 274 yards (18.3 avg.), starting all 12 games as a junior.
- Issued a medical redshirt season in 2007 after suffering a knee injury during spring drills that forced him to miss the entire season.
- Had breakout year as the team's primary receiver as a sophomore, appearing in all 12 games with starts in nine of the final 10, to lead the team with 52 receptions, 582 yards (11.2 avg.) and four scores.
- Became just the ninth player in Cavalier history to record 50 catches in a season and ranked third in the ACC in receiving and seventh in receiving yards.
- Appeared in seven games as a true freshman and caught seven passes for 27 yards.

PERSONAL:

- Attended Holy Cross High School in Queens, N.Y. and was named *Daily News* and *Newsday* Player of the Year as a senior after catching 61 passes for 1,170 yards and 19 touchdowns, all figures that were league records.

- Also intercepted five passes.
- Was also named *Newsday* and *Daily News* all-city and All-Queens.
- His 19 touchdown catches were one shy of the state record.
- Led team to a conference championship.
- All-conference performer as a junior when he caught 40 passes for 1,027 yards and 10 touchdowns.
- Also a standout in basketball and baseball.
- Was a sociology major at Virginia.

COMMUNITY:

- 2009 Dallas Cowboys Rookie Club
- Annual team Holiday Hospital Visits.
- Salvation Army Angel Tree Christmas Program.
- Annual Dallas Cowboys Kickoff Luncheon and Cowboys Family Cookbook benefitting Happy Hill Farm.
- Make-A-Wish Foundation of North Texas.

OGLETREE'S COWBOYS TOTALS

Year Team	GP-GS	RECEIVING					KICKOFF RETURNS				
		No	Yds	Avg	Long	TD	No	Yds	Avg	Long	TD
2009 Dallas	11-0	7	96	13.7	21	0	8	166	20.8	32	0
2010 Dallas	6-0	3	34	11.3	19	0	6	109	18.2	31	0
Totals	17-0	10	130	13.0	21	0	14	275	19.6	32	0
Playoffs											
2009 Dallas	2-0	1	5	5.0	5	0	7	98	14.0	21	0

ADDITIONAL STATISTICS

Rushing - 2009 (1 for 6 yds.)

Punt Returns - 2009 (1 for 0 yds.)

Special Teams Tackles - 2009 (1-0-0, 2010 (3-0-3). Totals: (4-0-4)

Playoffs - 2009 (1).

SINGLE-GAME BESTS

Kickoff Returns - 4 at Kansas City, 10/11/09

Playoffs - 6 at Minnesota, 1/17/10

Kickoff Return Yards - 94 at Kansas City, 10/11/09

IGOR OLSHANSKY

(EE-gore) (ol-SHAN-skee)

99 • Defensive End

6-5 • 315 • 5/3/82

Oregon • UFA (SD) for '09

NFL: 8th Year • Cowboys: 3rd Year

Games/Starts: 2010-16/14; Career-107/98

Postseason: 2010-0/0; Career-9/8



PRO: One of the strongest players in the National Football League, Igor Olschansky stepped in at right defensive end in place of the departed Chris Canty in his first season in Dallas in 2009. He started 14-of-16 games and recorded a career-high 76 tackles as he seamlessly transitioned into Wade Phillips' familiar 3-4 defense - having played for him from 2004-06. Olschansky should be able to easily shift into the Cowboys new defense under Rob Ryan and continue his solid play along the Cowboys defensive line.

TRANSACTION SUMMARY:

3/6/09: Signed a four-year contract with Dallas.

2/27/09: Declared a free agent by San Diego.

8/2/04: Signed a six-year contract with San Diego.

4/24/04: Drafted in the second-round (35th overall) by San Diego.

2010:

- Finished 10th on the team with 48 tackles along with a tackle for a loss, four pressures and two pass breakups.
- In the season opener, tied for second on the team with eight tackles as the defense held the Redskins (9/12) without an offensive touchdown for the third consecutive game.
- Had one tackle in the home opener against Chicago (9/19) as the defense held the Bears to one-of-11 (9.1%) on third downs - the lowest since the defense held the Giants (10/16/05-OT) to one-of-11.
- Added three tackles in the win at Houston (9/26), two more against Tennessee (10/10) then three with a pressure at Minnesota (10/17).
- Notched six stops against Jacksonville (10/31) followed by four at the N.Y. Giants (11/14) - Jason Garrett's first win as the interim head coach.
- Closed out the season with three-tackle games against Washington (12/19), at Arizona (12/25) and in the season finale at Philadelphia (1/2/11).

2009:

- Made 14 starts in 16 games at right defensive end in his first season in Dallas.
- Finished seventh on the team with a career-best 76 tackles, along with 1.5 sacks, two tackles for loss, 12 pressures and three pass breakups.

- In his first game with the Cowboys at Tampa Bay (9/13), recorded three tackles and two pressures.
- Finished with nine tackles - tied for third on the team - and recorded his first sack of the season while adding two quarterback pressures at Kansas City (10/11).
- Did not start as the team opened in its nickel package at Philadelphia (11/8), but recorded seven tackles and a season-best three pressures.
- Was nominated a team captain against San Diego (12/13). Led the team with a career-best 11 tackles along with one tackle for loss and one pressure against his former team.
- In the playoff-clinching win at Washington (12/27), had four tackles, two pressures and shared a sack with Anthony Spencer as the defense forced a shutout - its first since a 27-0 win at Washington (12/14/03).
- Finished with two tackles and one pressure against Philadelphia (1/3/10), as the defense pitched back-to-back shutouts for the first time in team history.
- In the Wild Card Playoff Game against Philadelphia (1/9/10), had one tackle and one pressure as the defense did not allow a rushing first down for the first time in postseason history.

2008 (San Diego):

- Made 13 starts in 16 games at defensive end and finished 10th on the team with 54 tackles.
- Shared a sack with Shaun Phillips in the season opener against Carolina (9/7).
- Posted his second sack of the season against New England (10/12).
- Had a two-yard tackle for loss in the season finale against Denver (12/28).
- In the AFC Divisional Playoff Game at Pittsburgh (1/3/09), posted five tackles and shared a tackle for loss.

2007 (San Diego):

- Set then career highs in tackles (69) and sacks (3.5) as he started all 16 games for just the second time in his career.
- Named to the *USA Today's* All-Joe Team.
- Led the team's defensive line in tackles and tied for a team high with three forced fumbles.
- In the loss at Green Bay (9/23), shared a sack of Brett Favre that helped force a punt.
- Recorded his second sack of the season - a shared sack with Shawne Merriman - against Oakland (10/14).
- Forced his first career fumble at Minnesota (11/4) at the Chargers 12-yard line. Also added two tackles and a tackle for loss.
- Against Baltimore (11/25) notched his first full sack of the season and forced a fumble.
- Shared his third sack of the season at Kansas City (12/2).
- Posted a season-high 10 tackles in an overtime win at Tennessee (12/9).
- Sacked and forced a Jay Cutler fumble on a third down play on the opening series of the game against Denver (12/24). Merriman recovered the fumble which led to a Chargers field goal.
- Recorded his first career interception at Oakland (12/30) which led to a touchdown for San Diego.
- In the AFC Divisional Playoff Game at Indianapolis (1/13), assisted on a tackle for a loss.
- Teamed with Stephen Cooper for a sack in the AFC Championship Game at New England (1/21/08).

2006 (San Diego):

- Started all 13 games he played, recording 50 tackles and 1.5 sacks.
- Started Week 1 at Oakland (9/11) but left the game after the first play with a knee sprain and did not return.
- Inactive against Tennessee (9/17) with the knee injury.
- Returned to the starting lineup Week 3 at Baltimore (10/1) and had a half sack and a tackle for loss against Pittsburgh (10/8).
- Inactive Weeks 6-7 while recovering from minor knee surgery during the week leading up to the game at Kansas City (10/22).
- Returned to the starting lineup for the remainder of the season and recorded an eight-yard sack at Cincinnati (11/12) in his second game back.
- Collected a season-high seven tackles and recovered a fumble after a Merriman sack and forced a fumble at Buffalo (12/3).
- At Seattle (12/24) had a tackle for a loss among seven stops, stopping Shaun Alexander for a four-yard loss early in the second quarter.
- Started the AFC Playoff Game against New England (1/14/07) and tallied five tackles.

2005 (San Diego):

- Started 12-of-14 games and had 29 tackles and 3.0 sacks.
- Inactive at Denver (9/18) while recovering from knee and ankle injuries suffered in the season opener against Dallas (9/11).
- Moved back into the starting lineup against Pittsburgh (10/10) on Monday Night Football after seeing time as a reserve in Weeks 3-4. Responded with seven tackles, including one for a loss.
- Racked up a career-high 2.0 sacks in the win at Oakland (10/16).
- Helped hold Philadelphia (10/23) to a season-low 24 rushing yards, just one week after holding Oakland to 39 rushing yards.
- Helped hold Oakland (12/4) to 81 rushing yards with 24 yards coming on the final play of game.
- Shared two seven-yard sacks with Merriman in a 26-17 win at Indianapolis (12/18).
- Inactive for the season finale against Denver (12/31) with a thigh injury.

2004 (San Diego):

- Started all 16 games as a rookie and finished with 39 tackles.
- Posted a tackle for loss among three stops against Tennessee (10/3).
- Had his first career sack at Atlanta (10/17).
- Recorded a career-high tying seven tackles, including one for loss, at Carolina (10/24).
- Against New Orleans (11/7) had four tackles, including one for a loss.

COLLEGE:

- Finished his career at Oregon with 146 tackles and 11.5 sacks.
- Earned second-team All-Pac-10 honors as a junior and named honorable mention as a sophomore.
- Was the recipient of the Joe Schaffeld Trophy as the Ducks top defensive lineman after his sophomore and junior seasons.
- Named honorable mention academic all-conference as freshman in 2001 after being redshirted in 2000.
- Majored in psychology.

PERSONAL:

- Was a first-team all-league at St. Ignatius High School in San Francisco, Calif.
- Named second-team all-metro by the *San Francisco Examiner* and honorable mention all-area by the *San Jose Mercury News*.
- Scored a touchdown on a 17-yard interception return in the California-Texas All-Star Game.
- Born in Dnepropetrovsk, Ukraine.
- Family immigrated to the United States when he was seven-years old, settling in San Francisco.
- Attended the Chabad-run Hebrew Academy where he developed a strong Jewish identity.
- Stayed true to his Russian heritage and speaks fluent Russian.
- Is the first player from the former Soviet Union to be drafted by and play for an NFL team.
- Married to the former Liya Rubinshteyn, a native of the Ukraine who grew up in the San Francisco area.
- They have one son, Lourence Lev and two Schnauzers, Nika and Caesar.
- His grandfather, Abraham Rubashevsky, fought for the Red Army in World War II and was wounded 11 times, leaving his left hand disabled. Due in part to the influence of his grandfather, Olschansky still studies military history and martial arts.

COMMUNITY:

- Support and public service announcement for the World Society for the Protection of Animals.
- Annual team Holiday Hospital Visits.
- Salvation Army Angel Tree Christmas Program.
- Annual Dallas Cowboys Kickoff Luncheon and Cowboys Family Cookbook benefitting Happy Hill Farm.
- Make-A-Wish Foundation of North Texas.

OLSHANSKY'S NFL TOTALS

Year Team	GP-GS	DEFENSE						INTERCEPTIONS				FUMBLES REC								
		ST	AT	TT	Sks-Yds	Tkl/Ls	QB Prs	PBU	FF	No	Yds	Avg	Lg	TD	No	Yds	Avg	Lg	TD	
2004 San Diego	16-16	24	15	-	39	1.0(-5)	4	-	2	0	0	0.0	0	0	0	0	0	0	0	0
2005 San Diego	14-12	18	11	-	29	3.0(-11)	3	-	0	0	0	0.0	0	0	0	0	0	0	0	
2006 San Diego	13-13	23	27	-	50	1.5(-9)	2	-	1	0	0	0.0	0	0	0	0	0	0	0	
2007 San Diego	16-16	32	37	-	69	3.5(-11)	2	-	3	3	1	0	0	0	0	0	0	0	0	
2008 San Diego	16-13	25	29	-	54	2.0(-1)	3	-	0	0	0	0	0	0	0	0	0	0	0	
2009 Dallas	16-14	28	48	-	76	1.5(-6)	2(-8)	15	0	0	0	0	0	0	0	0	0	0	0	
2010 Dallas	16-14	27	21	-	48	0.0(0)	1(-1)	4	2	0	0	0	0	0	0	0	0	0	0	
Totals	107-98	177	188	-	365	12.5(-43)	17	19	8	3	1	0	0.0	0	0	0	0	0	0	
Playoffs																				
2004 San Diego	1-1	0	1	-	1	0.0(0)	0	-	0	0	0	0	0.0	0	0	0	0	0	0	
2006 San Diego	1-1	1	1	-	2	0.0(0)	0	-	0	0	0	0	0.0	0	0	0	0	0	0	
2007 San Diego	3-3	7	7	-	14	0.5(-4)	1	-	0	0	0	0	0.0	0	0	0	0	0	0	
2008 San Diego	2-1	3	7	-	10	0.0(0)	0	-	0	0	0	0	0.0	0	0	0	0	0	0	
2009 Dallas	2-2	1	2	-	3	0.0(0)	0	1	0	0	0	0	0.0	0	0	0	0	0	0	
Totals	9-8	12	18	-	30	0.5(-4)	1	1	0	0	0	0	0.0	0	0	0	0	0	0	

SINGLE-GAME BESTS

Tackles - 11 vs San Diego, 12/13/09

Playoffs - 7 at New England, 1/20/08

Solo Tackles - 5 at Carolina, 10/24/04 and at Buffalo, 12/3/06

Sacks - 2.0 at Oakland, 10/16/05

OLSHANSKY'S GAME-BY-GAME

DEFENSE

2004 (San Diego)						2005 (San Diego)									
Game	ST	AT	TT	Sks-Yds	Tkl/Ls	QB Prs	PBU	Game	ST	AT	TT	Sks-Yds	Tkl/Ls	QB Prs	PBU
W-@ Hou 9/12	2	2	4					L-Dal 9/11	1	0	1				
L-NYJ 9/19	3	1	4					L-@ Den 9/18							
L-@ Den 9/26	1	0	1					W-NYG 9/25							
W-Ten 10/3	2	1	3					W-@ NE 10/2							
W-Jac 10/10	2	0	2					L-Pit 10/10	3	4	7				
L-@ Atl 10/17	2	0	2	1.0(-5)				W-@ Oak 10/16	2	0	2	2.0(-4)			
W-@ Car 10/24	5	2	7					L-@ Phi 10/23	1	0	1				
W-Oak 10/31								W-KC 10/30	1	1	2				
W-NO 11/7	3	1	4					W-@ NYJ 11/6	1	2	3				
W-@ Oak 11/21								W-Buf 11/20	0	2	2				
W-@ KC 11/28	1	0	1					W-@ Was 11/27	4	0	4				
W-Den 12/5	0	5	5					W-Oak 12/4	1	0	1				
W-TB 12/12	0	1	1					L-Mia 12/11	1	0	1				
W-@ Cle 12/19	0	2	2					W-@ Ind 12/18	2	2	4	1.0(-7)			
L-@ Ind 12/26	2	0	2					L-@ KC 12/24	1	0	1				
W-KC 1/2	1	0	1					L-Den 12/31							
Totals	24	15	39	1.0(-5)	4			Totals	18	11	29	3.0(-11)	3		
Playoffs															
L-NYJ 1/8/05	0	1	1												

2006 (San Diego)

Game	ST	AT	TT	Sks-Yds	Tkl/Ls	QB Prs PBU
W-@ Oak 9/11						
W-Ten 9/17						
L-@ Bal 10/01	0	2	2			
W-Pit 10/08	1	2	3	0.5(-1)		
W-@ SF 10/15	0	1	1			
L-@ KC 10/22						
W-SIL 10/29						
W-Cle 11/5	3	3	6			
W-@ Cin 11/12	2	2	4	1.0(-8)		
W-@ Den 11/19	2	2	4			
W-Oak 11/26	1	1	2			
W-@ Buf 12/3	5	2	7			
W-Den 12/10	1	2	3			
W-KC 12/17	2	3	5			
W-@ Sea 12/24	3	4	7			
W-Ari 12/31	3	3	6			
Totals	23	27	50	1.5(-9)	2	

Playoffs

L-NE 1/14/07	1	1	2			
--------------	---	---	---	--	--	--

2007 (San Diego)

Game	ST	AT	TT	Sks-Yds	Tkl/Ls	QB Prs PBU
W-Chi 9/9	3	1	4			
L-@ NE 9/16	2	3	5			
L-@ GB 9/23	1	2	3	0.5(-3)		
L-KC 9/30	2	6	8			
W-@ Den 10/7	1	0	1			
W-Oak 10/14	0	5	5	0.5(-1)		
W-Hou 10/28	3	0	3			
L-@ Min 11/4	3	2	5			
W-Ind 11/11	2	3	5			
L-@ Jac 11/18	2	2	4			
W-Bal 11/25	2	2	4	1.0(-5)		
W-@ KC 12/2	3	2	5	0.5(-2)		
W-@ Ten 12/9	3	7	10			
W-Det 12/16	1	0	1			
W-Den 12/24	3	1	4	1.0(-0)		
W-@ Oak 12/30	1	1	2			
Totals	32	37	69	3.5(-11)	2	

Playoffs

W-Ten 1/6/08	0	3	3			
W-@ Ind 1/13/08	2	2	4			
L-@ NE 1/20/08	5	2	7			
Totals	7	7	14			

2008 (San Diego)

Game	ST	AT	TT	Sks-Yds	Tkl/Ls	QB Prs PBU
L-Car 9/7	3	1	4	1.0(-1)		
L-@ Den 9/14	1	1	2			
W-NYJ 9/22	0	2	2			
W-@ Oak 9/28	5	1	6			
L-@ Mia 10/5	2	2	4			
W-NE 10/12	1	2	3	1.0(-0)		
L-@ Buf 10/19	2	4	6			
L-@ NO 10/26	1	3	4			
W-KC 11/9	2	3	5			

2008 (San Diego), cont.

Game	ST	AT	TT	Sks-Yds	Tkl/Ls	QB Prs PBU
L-@ Pit 11/16	1	3	4			
L-Ind 11/23	2	0	2			
L-Atl 11/30	1	2	3			
W-Oak 12/4	0	1	1			
W-@ KC 12/14	2	2	4			
W-@ TB 12/21	1	1	2			
W-Den 12/28	1	1	2			
Totals	25	29	54	2.0(-1)	3	

Playoffs

W-Ind 1/03/09	2	3	5			
L-@ Pit 1/11/09	1	4	5			
Totals	3	7	10			

2009 (Dallas)

Game	ST	AT	TT	Sks-Yds	Tkl/Ls	QB Prs PBU
W-@ TB 9/13	2	1	3			2
L-NYG 9/20	1	4	5			
W-Car 9/28	4	0	4			
L-@ Den 10/4	0	3	3			
W-@ KC 10/11	3	6	9	1.0(0)		2
W-Atl 10/25	0	3	3			
W-Sea 11/1	1	2	3			
W-@ Phi 11/8	2	5	7			3
L-@ GB 11/15	3	5	8			2
W-Was 11/22	2	3	5		1(-5)	
W-Oak 11/26	3	1	4			
L-@ NYG 12/6	0	3	3			1
L-SD 12/13	3	8	11		1(-3)	1
W-@ NO 12/19	1	1	2			1
W-@ Was 12/27	2	2	4	0.5(-6)		2
W-Phi 1/3/10	1	1	2			1
Totals	28	48	76	1.5(-6)	2(-8)	15

Playoffs

W-Phi 1/9/10	0	1	1			1
L-@ Min 1/17/10	1	1	2			
Totals	1	2	3			1

2010 (Dallas)

Game	ST	AT	TT	Sks-Yds	Tkl/Ls	QB Prs PBU
L-@ Was 9/12	6	2	8			
L-Chi 9/19	1	0	1			
W-@ Hou 9/26	0	3	3			
L-Ten 10/10	1	1	2			
L-@ Min 10/17	2	1	3			1
L-NYG 10/25	1	2	3			
L-Jac 10/31	4	2	6			
L-@ GB 11/7	3	0	3			
W-@ NYG 11/14	0	4	4			
W-Det 11/21	1	1	2			1(-1)
L-NO 11/25	1	0	1			
W-@ Ind 12/5	1	1	2			
L-Phi 12/12	0	1	1			
W-Was 12/19	0	3	3			1
L-@ Ari 12/25	3	0	3			
W-@ Phi 1/2/11	3	0	3			1
Totals	27	21	48		1(-1)	4

AKWASI OWUSU-ANSAH

(uh-KWA-see) (uh-WOO-sue ahn-sah)

27 • Safety

6-0 • 210 • 4/10/88
Indiana (PA) • D4 for '10 (126th overall)
NFL: 2nd Year • Cowboys: 2nd Year
Games/Starts: 2010-7/0; Career-7/0
Postseason: 2010-0/0; Career-0/0



PRO: With their fourth round selection in the 2010 NFL Draft, the Dallas Cowboys selected Akwasi Owusu-Ansah (pronounced: uh-KWA-see uh-WOO-sue ahn-sah). He has the ability to play cornerback and safety as well as excelling as both a kickoff and punt returner. During his first season as a pro, Owusu-Ansah contributed to the team as a kick returner with 25 kicks returned for 543 yards (21.7 avg.) before suffering a high ankle sprain that would ultimately end his rookie campaign. He was then placed on the Reserve/Injured list on Nov. 10, 2010. Along with working with the special teams units, he also saw limited duty on defense.

TRANSACTION SUMMARY:

11/10/10: Placed on Reserve/Injured with an ankle injury.
4/24/10: Drafted in the fourth round (126th overall) by Dallas.

2010:

- Used primarily as a kick returner in his first season, returning 25 kickoffs for 543 yards (21.7) with a long return of 41 yards.
- Played in only seven games after suffering a high right ankle sprain against Jacksonville (10/31). Missed the remainder of the season after being placed on the Reserve/Injured list on Nov. 10.
- Did not record any defensive statistics during the regular season, but did post a special teams tackle.
- In the preseason, logged three tackles, one interception and two pass breakups on defense and led the team with nine kickoff returns for 197 yards.
- Made his NFL debut at Washington (9/12) on special teams with two kickoff returns for 37 yards and one fair catch on a punt return.
- Had four kickoff returns for 107 yards with a long of 40 yards against Chicago (9/19).
- At Houston (9/26) finished with three kickoff returns for 62 yards (20.7 avg.) and a special teams tackle.
- Returned four kickoffs for 91 yards (22.8 avg.) with a long return of 40 yards against Tennessee (10/10).
- At Minnesota (10/17) had four kick returns for 71 yards with a long return of 24 yards.
- Returned three kickoffs for 71 yards with a career-long return of 40 yards against the N.Y. Giants (10/25).
- Returned five kicks for 104 yards (20.8 avg.) against Jacksonville (10/31) before suffering a high right ankle sprain that forced him out of the game.
- Inactive at Green Bay (11/7) due to injury (ankle).

COLLEGE:

- Named All-American first-team selection by *The NFL Draft Report* and the American Football Coaches Association - just the 16th player in school history to earn AFAC first-team honors - adding second-team honors from the Associated Press and All-Pennsylvania State Athletic Conference first-team choice on both defense and special teams.
- Had 73 tackles and 10 interceptions in 43 games with 21 starts at IUP at both cornerback and safety.
- On kickoff returns, established all-time records for returns (53), yards (1,371) and scores (three) while his 25.87 return average ranked third in school history.
- His 788 punt return yards set a school career record while his 70 returns ranked second.
- As a senior, started 11 games at left cornerback recording 27 tackles (20 solos) with 1.5 tackles for losses with four pass deflections and two interceptions for 42 return yards.
- Ranked second in the league and 20th in the nation with 22 punt returns for 275 yards (12.5 avg.) and a school single-season record with three touchdowns. His 12.5 average ranked fourth in school history.
- Led the PSAC and placed sixth in the D-II ranks with 16 kickoff returns for 475 yards (29.7 avg.) and two scores. His five total kick returns for touchdowns established a conference and school record.
- Earned All-American second-team honors from *The NFL Draft Report* and All-PSAC second-team accolades from the league's coaches as a junior.
- Started all 10 games at left corner and led the league and ranked second in the nation with eight interceptions for 222 yards (27.8 avg.) and a touchdown. His eight interceptions ranked fourth in school history for a single season and his 222 return yards set the IUP annual record.
- Ranked second in the league with 20 punt returns for 242 yards (12.1 avg.) and was fifth with a 24.5-yard average on 13 kickoff returns for 318 yards. His 12.1 punt return average was sixth in school history.
- Played in 12 games mainly in nickel packages, recording 12 tackles (eight solos), one forced fumble and two pass deflections as a sophomore.
- Also saw brief action as a tailback, gaining six yards on two carries.
- Returned 28 punts for 271 yards (9.7 avg.) and one touchdown, a 55-yarder against Lock Haven.
- Added 499 yards on 20 kickoff returns (25.0 avg.), including an 81-yard touchdown against Cheyney.
- Saw action in 10 games as a true freshman and totaled 20 tackles (18 solos) and forced a fumble that he recovered for a 45-yard touchdown.
- Also deflected three passes and returned four kickoffs for 79 yards (19.8 avg.).

PERSONAL:

- Attended Whetstone High School in Columbus, Ohio, where he earned All-Columbus City-North League recognition as a running back.
- Also lettered in track.
- Was a physical education major at Indiana University of Pennsylvania.

- His first name, Akwasi, means "Born on Sunday."
- His family is from Ghana, Africa.

COMMUNITY:

- 2010 Dallas Cowboys Rookie Club.
- 2010 Served an early Thanksgiving meal at The Salvation Army.
- 2011 Super Bowl XLV NFL Charities Bowling Classic.
- 2011 Super Bowl XLV Pros vs. GI Joes - Wounded Warriors at the NFL Experience.
- Annual team Holiday Hospital Visits.
- Salvation Army Angel Tree Christmas Program.
- Dallas Cowboys Kickoff Luncheon and Cowboys Family Cookbook benefitting Happy Hill Farm.
- Make-A-Wish Foundation of North Texas.

OWUSU-ANSAH'S COWBOYS TOTALS

Year Team	GP-GS	KICKOFF RETURNS					PUNT RETURNS					
		No	Yds	Avg	Long	TD	No	Yds	Avg	FC	Long	TD
2010 Dallas	7-0	25	543	21.7	41	0	0	0	0.0	4	0	0

ADDITIONAL STATISTICS

Special Teams Tackles - 2010 (1-0-1)

JERMEY PARNELL

78 • Tackle

6-6 • 306 • 7/20/86

Mississippi • FA for '10

NFL: 2nd Year • Cowboys: 2nd Year

Games/Starts: 2010-0/0; Career-0/0

Postseason: 2010-0/0; Career-0/0



PRO: The Dallas Cowboys added Jermeiy Parnell to their roster late in the 2010 season with hopes of developing a player with raw talent but limited playing experience. Parnell originally signed with the New Orleans Saints in 2009 as an undrafted free agent where he spent the year on the team's practice squad. He made the transition to offensive tackle while with the Saints after serving as a defensive lineman during his only collegiate season at Ole Miss as a senior. In Dallas, he will continue to learn the offensive tackle position under one of the league's best offensive line coaches in Hudson Houck.

TRANSACTION SUMMARY:

- 10/14/10:** Signed to the Cowboys active roster.
- 9/28/10:** Signed to New Orleans' practice squad.
- 9/5/10:** Acquired on waivers by Miami and released (9/25).
- 2/12/10:** Signed by New Orleans and released (9/4).
- 9/5/09:** Released by New Orleans and signed to their practice squad (9/6).
- 5/4/09:** Signed by New Orleans.

2010 (New Orleans/Miami/Dallas):

- Spent time on the rosters of New Orleans and Miami before landing in Dallas on Oct. 14.
- Inactive for all 12 of the remaining games on Dallas' schedule.

2009 (New Orleans):

- After signing with New Orleans as an undrafted free agent, went to training camp with the team but was released during final cuts.
- Signed to the Saints practice squad on Sept. 6 where he remained for the entire season.

COLLEGE:

- Played one season of football after lettering in basketball all four seasons for the Rebels.
- Played football for his first time since eighth grade as a senior and had one tackle for a loss, seeing action in five contests including the 2009 AT&T Cotton Bowl Classic.
- Played an important role in rotation in the frontcourt during his basketball career, including playing in 30 games with seven starts as a senior, averaging 3.7 points and 3.3 rebounds and ranking second on the team with 22 blocked shots.

PERSONAL:

- Attended Gosnell, Ark., High School.
- Was all-state first-team in basketball as a junior and senior.
- Helped guide Gosnell to a 25-8 record and the 2004 3A State Tournament semifinals.
- Posted averages of 21 points, 13 rebounds, five assists and four blocks as a senior.
- Averaged 20 points, 14 rebounds and five blocks as a junior.
- Played summer basketball in China in 2005 and 2006, and also played AAU for the Arkansas Wings.
- Majored in Art at Ole Miss.

COMMUNITY:

- Annual team Holiday Hospital Visits.
- Salvation Army Angel Tree Christmas Program.
- Make-A-Wish Foundation of North Texas.

JOHN PHILLIPS

89 • Tight End

6-5 • 262 • 6/11/87

Virginia • D6b for '09 (208th overall)

NFL: 2nd Year • Cowboys: 2nd Year

Games/Starts: 2010-0/0; Career-16/4

Postseason: 2010-0/0; Career-2/1



PRO: John Phillips was building off a productive rookie season and looking to push Martellus Bennett for the second tight end position coming into the 2010 season, but a torn ACL suffered in the first preseason game ended his season before it began. Phillips spent the entire 2010 season rehabbing and is healthy heading into the 2011 season providing the team with experienced depth at the position. The Cowboys used their second selection in the sixth round (208th overall) of the 2009 NFL Draft on Phillips. In Dallas, Phillips will continue to develop behind one of the NFL's best tight ends in Jason Witten and fourth-year man Bennett while under the tutelage of his former college coach, and current Cowboys tight ends coach, John Garrett, with whom he spent two seasons with at Virginia (2005-06).

TRANSACTION SUMMARY:

8/31/10: Placed on Reserve/Injured with a knee injury.

4/26/09: Drafted in the sixth round (208th overall) by Dallas.

2010:

- Missed the entire 2010 season with a torn ACL in his right knee after suffering the injury during the first pre-season game against Cincinnati in Canton, Ohio (8/8).

- Totaled four catches for 60 yards in his only action of the year - the Hall of Fame Game against Cincinnati.

2009:

- As a rookie, played in 16 games with four starts to record seven catches for 62 yards.
- Made his NFL debut at Tampa Bay (9/13) where he played on special teams.
- Recorded his first career reception for no gain against Seattle (11/1).
- At Philadelphia (11/8) made his first NFL start as the team opened the game with three tight ends.
- Started as the second tight end at previously undefeated New Orleans (12/19) in place of Bennett (concussion) and finished with career-highs in catches (three) and yards (40) with a long reception of 23 yards.
- Recorded his first career special teams tackle at Washington (12/27).
- Had two catches for 14 yards against Philadelphia (1/3/10).
- Started his first-ever playoff game as the team opened with three tight ends and had one catch for a one-yard touchdown - the first score of his career - in the Wildcard Playoff Game against Philadelphia (1/9/10).

COLLEGE:

- Finished his collegiate career at Virginia with 69 receptions for 670 yards and five touchdowns.
- Posted the second-best performance by a Cavaliers tight end in school history with 48 receptions for 385 yards and two touchdowns during his senior season as he started all 12 games and was a team captain.
- Earned first team All-ACC honors.
- Made eight starts in 13 games as a junior to finish fifth on the team with 17 receptions for 193 yards and two touchdowns, figures that were more than his career totals coming into the season.
- Appeared in 12 games and started three as a sophomore, making two catches for 65 yards.
- Appeared in every game as a freshman with three starts to record two receptions for 27 yards and one touchdown on the year.

PERSONAL:

- Talented two-way player at tight end and defensive end at Bath County High School in Hot Springs, Va.
- First-team all-state tight end as a senior when he caught 40 passes for 714 yards and five touchdowns.
- Roanoke Times* All-Timesland tight end and region Defensive Player of the Year.
- First-team all-state at tight end and second-team as a defensive end as a junior, catching 25 passes for 495 yards and six touchdowns in just 10 games.
- Also a standout in basketball and baseball where he was three-time all-district honoree in both sports.
- All-state in baseball as a senior.
- Was a sociology major at UVA.

COMMUNITY:

- 2009 Dallas Cowboys Rookie Club.
- 2010 Dallas Cowboys NFL Draft Day/Fan Appreciation Party.
- 2011 Super Bowl XLV Youth Football Clinic at the NFL Experience.
- Annual team Holiday Hospital Visits.
- Salvation Army Angel Tree Christmas Program.
- Annual Dallas Cowboys Kickoff Luncheon and Cowboys Family Cookbook benefitting Happy Hill Farm.
- Make-A-Wish Foundation of North Texas.

PHILLIPS' COWBOYS TOTALS

Year Team	GP-GS	No	RECEIVING				TD	Spec. Tms Tackles - 2009 (1). Total: 1. Playoffs - 2009 (1).
			Yds	Avg	Long	TD		
2009 Dallas	16-4	7	62	8.9	23	0		
2010 Dallas			RESERVE/INJURED					
Totals	16-4	7	62	8.9	23	0		
Playoffs								
2009 Dallas	2-1	1	1	1.0	11	1		

JASON POCIASK (POE-zee-ack)

49 • Tight End

6-3 • 256 • 2/9/83

Wisconsin • FA for '10

NFL: 3rd Year • Cowboys: 1st Year

Games/Starts: 2010-0/0; Career-4/0

Postseason: 2010-0/0; Career-0/0



STAFF

JASON
POCIASK

2010 SEASON

RECORDS

PLAYOFF
RECORDS

HISTORY

SIDELINES

PRO: A late free agent signee during the 2010 Dallas Cowboys training camp, Jason Pociask spent the final few weeks of training camp with the team before his release during final cuts. He caught on with the team again late in the 2010 season as a practice squad addition where he finished the year. Prior to joining the Cowboys, Pociask was with the United Football League's Florida Tuskers where he posted 12 receptions for 153 yards during their 2010 season. Originally a fifth-round draft choice (150th overall) by the N.Y. Jets in 2006, he has played in four career NFL games - all with the Jets in 2007 - totaling one catch for seven yards. Pociask has also spent time on the practice squads of the New England Patriots (2008), Tampa Bay Buccaneers (2008-09), Indianapolis Colts (2009), Carolina Panthers (2009) and Seattle Seahawks (2009).

TRANSACTION SUMMARY:

8/15/10: Signed by Dallas, released (9/4) and signed to their practice squad (12/8).

5/17/10: Released by Seattle.

12/31/09: Signed to the Seahawks practice squad, then to their active roster (1/5/10).

10/27/09: Signed to the Panthers practice squad and released (11/17).

9/8/09: Signed to the Colts practice squad, released (9/12), re-signed (9/16) and released (9/17).

10/27/08: Signed to the Buccaneers practice squad, signed to their active roster (12/30) and released (9/5/09).

9/1/08: Claimed off waivers by New England and released (9/4).

8/31/08: Released by the N.Y. Jets.

8/5/06: Placed on Reserve/Injured (shoulder).

4/30/06: Drafted in the fifth round (150th overall) by the N.Y. Jets.

2010 (Seattle/Dallas/United Football League):

• Spent the 2010 offseason with the Seattle Seahawks before his release from the team on May 17.

• Joined the Dallas Cowboys late during their training camp on Aug. 15.

• Released by Dallas on Sept. 4.

• Joined the Florida Tuskers of the United Football League on July 21 and finished the season with 12 catches for 153 yards (12.8 avg.) in nine games played with six starts, including the 2010 UFL Championship Game.

• Signed to the Cowboys practice squad on December 8 where he spent the remainder of the season.

2009 (Tampa Bay/Indianapolis/Carolina/Seattle):

• Began the 2009 offseason with the Tampa Bay Buccaneers before his release after training camp.

• Had two stints during eight days with the Indianapolis Colts practice squad from Sept. 8-Sept. 16 where he was signed and released twice during that period.

• Signed with the Carolina Panthers practice squad Oct. 27 before his release on Nov. 17.

• Signed with the Seattle Seahawks practice squad on Dec. 31 where he spent the rest of the year.

2008 (N.Y. Jets/New England/Tampa Bay):

• Opened the season with the N.Y. Jets but was released during training camp cuts on Aug. 31.

• Claimed off waivers by New England on Sept. 1 but was released three days later.

• Signed to the Buccaneers practice squad on Oct. 27 where he finished the season.

2007 (N.Y. Jets):

• Appeared in four games to record one reception for seven yards.

• Inactive for the first nine games of the season.

• Made his NFL debut against Pittsburgh (11/18) and hauled in his first career catch for seven yards.

• Active the next week in the Thanksgiving Day matchup at Dallas (11/22), but did not record any stats.

• Was inactive the next three games before playing in the final two games of the regular season at Tennessee (12/23) and against Kansas City (12/30).

2006 (N.Y. Jets):

• Spent the 2006 season on the Reserve/Injured list after suffering a shoulder injury during training camp.

COLLEGE:

• Played in 41 games with 21 starts at Wisconsin and finished his career with 12 receptions for 144 yards.

• Earned honorable mention All-Big Ten, *ESPN The Magazine* Academic All-District V Selection, Academic All-Big Ten and was UW's Ivan Williamson Scholastic Award winner.

• Started 12 games as a senior in 2005, recording seven receptions for 79 yards.

• Played in 11 contests with four starts as a junior in 2004 and caught four passes for 60 yards.

• Played in 13 games with five starts as a sophomore in 2003 and caught one pass for five yards.

• Appeared in five games as a reserve tight end and on special teams as a freshman.

• Red-shirted as a true freshman in 2001.

PERSONAL:

• Attended Plainfield, Ind., High School where he was one of the top-100 players in the Midlands according to *Prep Football Report*, while also making *Bloomington Herald-Times'* "Top-33" team, Associated Press all-state and 4A Defensive Player of the Year in 2000.

• Helped lead his school to the state finals and a 14-1 mark after posting 47 receptions for 721 yards and 128 tackles as a senior.

• Graduated from Wisconsin with a degree in Kinesiology.

COMMUNITY:

- Hospital visits (N.Y. Jets – 2006).
- Attended the 2007 Marty Lyons Foundation Holiday Party.
- Make-A-Wish Foundation of North Texas.

POCIASK'S NFL TOTALS

Year Team	GP-GS	RECEIVING				
		No	Yds	Avg	Long	TD
2007 N.Y. Jets	4-0	1	7	7.0	7	0

JAY RATLIFF

90 • Nose Tackle

6-4 • 285 • 8/29/81

Auburn • D7 for '05 (224th overall)

NFL: 7th Year • Cowboys: 7th Year

Games/Starts: 2010-16/16; Career-82/63

Postseason: 2010-0/0; Career-4/3



PRO: In a matter of six seasons, Jay Ratliff's pro career has catapulted from back-up contributor to Pro Bowl nose tackle with two selections as a starter in his three consecutive trips to the NFL's all-star game following superior performances from 2008-10. Now in his seventh season, the former seventh round draft choice continues his ascension as one of the best nose tackles in the league. Ratliff is a versatile athlete who began his collegiate career as a tight end before playing two seasons as a defensive end and his final season as a defensive tackle. He is a tough, aggressive lineman who can collapse the pocket and knife into the backfield to flush out the quarterback. Ratliff made the most of his opportunity during the 2007 season after the team lost Jason Ferguson to injury in Week 1, allowing him to step in and start 14 games at nose tackle where his production led to a five-year extension on December 14, 2007. As the unquestioned starter at nose tackle in 2008, Ratliff's dominance at the position earned him his first selection to the Pro Bowl as a starter on the defensive line of the NFC squad, a feat he followed up with another dominating performance at the position in 2009 to earn his second consecutive trip to the Pro Bowl. He continued to impress in 2010 as he earned his third consecutive Pro Bowl invite and second as a starter.

PRO BOWLS



TRANSACTION SUMMARY:

12/14/07: Signed a five-year contract extension with Dallas through 2012.

11/1/05: Placed on Reserve/Injured with a high right ankle sprain.

4/24/05: Drafted in the seventh-round (224th overall) by Dallas.

2010:

- Named to his third consecutive Pro Bowl and second overall as a starter.
- Finished third on the team in sacks (3.5), fourth in pressures (10) and 12th in tackles (34). Also added his second career blocked field goal.
- Recorded two tackles at Washington (9/12) as the defense held the Redskins without an offensive touchdown for the third consecutive game.
- Finished with two tackles against Chicago (9/19) while helping hold the Bears offense to one-of-11 on third down (9.1%) - the lowest since the defense held the N.Y. Giants to one-of-11 (10/16/05 - OT).
- Had three tackles, two pass breakups and one sack, his first of the season, at Minnesota (10/17). His sack gave him 22.5 for his career tying him with Bill Gregory for 15th all-time in club history.
- Posted three tackles, one pressure and blocked his second career kick on a 54-yard field goal attempt at Green Bay (11/7).
- Recorded three tackles, one pressure and a sack he split with DeMarcus Ware against Detroit (11/21).
- Posted two tackles, one pressure and a sack against New Orleans (11/25).
- Had three tackles, one pressure and a sack of Michael Vick against Philadelphia (12/12).
- Notched two tackles, two pressures and a fumble recovery against Washington (12/19).
- Finished with two tackles, one pass breakup and one forced fumble at Philadelphia (1/2/11).

2009:

- Named to his second consecutive Pro Bowl after leading the team with four fumble recoveries and tied his single-season career-best with 83 tackles, good for fifth on the team.
- Finished second on the team in sacks (7.0) and tackles for losses (8.0) and fourth with 33 pressures.
- Recorded four tackles and tied for the team lead with three quarterback pressures in the season opener at Tampa Bay (9/13).
- In the first game at Cowboys Stadium, finished with six tackles, two tackles for loss and one pressure against the N.Y. Giants (9/20).
- Against Carolina (9/28) had four tackles, one tackle for loss, one pressure and one sack - a 10-yard take-down of Jake Delhomme - the team's first sack of the season.
- Posted three tackles and a team-high and season-best four quarterback pressures at Denver (10/4).
- Recorded a season-high eight tackles along with one sack at Kansas City (10/11). Also recorded his first career blocked field goal on a 53-yard Ryan Succop attempt.

- Finished with one of his best games against Atlanta (10/25), recording six tackles, one sack for eight yards, one tackle for loss, two pressures and a forced fumble.
- Recorded 2.0 sacks to mark his second career multiple-sack game along with a season-best eight tackles and two pressures at Philadelphia (11/8).
- Notched a season-high five pressures, tied his season-best with eight tackles, added one tackle for loss, one pass breakup and recovered a fumble against Oakland (11/26).
- In the win over previously undefeated New Orleans (12/19), posted three tackles and three pressures as the defense held the Saints to just one-of-seven on third down.
- In the playoff-clinching win at Washington (12/27), finished with 2.0 sacks - his third career multi-sack game - six tackles and one pressure as the defense forced a shutout for the first time since a 27-0 win at Washington (12/14/03). His two sacks upped his career total to 22.5 passing La'Roi Glover and tying Bill Gregory for 15th all-time in team history.
- Against Philadelphia (1/3/10) had two tackles and recovered a fumble - his fourth of the season - the most by a Cowboy since Eugene Lockhart had four in 1985. His four fumble recoveries tied for the NFL lead among defensive players.
- Finished with one tackle and two pressures as the defense did not allow a rushing first down for the first time in team postseason history against Philadelphia (1/9/10).
- In the divisional loss at Minnesota (1/17/10), had six tackles, two pressures and his first postseason sack.

2008:

- Earned his first Pro Bowl trip as a starter for the NFC squad after leading the team with 31 pressures while finishing fourth on the team - third among league interior linemen - with a career-best 7.5 sacks.
- Finished fifth on the team with a career-high 83 tackles along with four pass breakups and a fumble recovery while starting all 16 games.
- At Cleveland (9/7) had a then career-high six stops along with two quarterback pressures as the defense held Jamal Lewis to just 62 rushing yards and the Browns to 205 total yards.
- Recorded five tackles, one sack, one tackle for a loss, one quarterback pressure and recovered a key fumble that gave the Cowboys the ball in the fourth quarter against Philadelphia (9/15).
- At Green Bay (9/21) led the team with a then season and career-high five quarterback pressures along with seven tackles and one sack. Also part of a defense that held its opponent to less than 100 total rushing yards for three straight weeks.
- Topped his performance from the week before, finishing with a career-high eight tackles against Washington (9/28). Added one tackle for a loss and one pressure.
- Had five tackles, one pressure and a sack - his third of the season - against Cincinnati (10/5).
- At Arizona (10/12) finished with two tackles, one pass breakup and a team-high tying three pressures.
- Posted four tackles, one sack and one pass breakup against Tampa Bay (10/26) as the defense did not allow a touchdown.
- At Washington (11/16) finished with eight tackles, three quarterback pressures and 2.0 sacks - his first career multiple-sack game to establish a single-season career-high with 6.0 sacks.
- Had six tackles and four pressures against San Francisco (11/23) to help hold the 49ers to just 26 rushing yards - the fewest allowed this season.
- Finished with six tackles, one tackle for a loss, two pressures and one pass breakup against Seattle (11/27) as the defense held the Seahawks without a touchdown.
- At Pittsburgh (12/7) had five tackles, one sack, one pressure and one pass breakup. His sack marked the seventh of the season - upping a single-season career-high.
- Tied his season-high with eight tackles against Baltimore (12/20) in the Texas Stadium finale and added two pressures and shared a sack with Greg Ellis.
- At Philadelphia (12/28) had three tackles, one pressure and a season-high two tackles for losses.

2007:

- Played in 15 games with 14 starts and finished with 28 tackles, three sacks (tied for fourth on the team), four tackles for a loss (tied for third) and 15 quarterback pressures (second).
- Stepped in at nose tackle after Ferguson left the game in the first quarter with a torn right biceps against the N.Y. Giants (9/9) and recorded three tackles and a sack.
- Recorded two tackles, a pass breakup and recovered a fumble that led to a Dallas score at Miami (9/16).
- Posted a season-high four tackles at Buffalo (10/8), shared a sack with DeMarcus Ware and recovered a fumble as the Bills offense was held without a touchdown.
- At Philadelphia (11/4) recorded a tackle for a loss, two pass breakups and a season-high three pressures.
- Had two tackles, one pressure, one tackle for a loss and one sack against Philadelphia (12/16).
- Split a sack with Ware, had two tackles and one pressure at Carolina (12/22).
- Inactive with a knee injury at Washington (12/30).
- Against the N.Y. Giants (1/13/08) in his first postseason start, recorded two tackles.

2006:

- Played 16 games as part of the defensive line rotation, recording 17 tackles, 4.0 sacks (tied for third on the team), seven quarterback pressures (tied for the team lead), one pass breakup and a forced fumble.
- Led the team with three fumble recoveries (tied for second in the NFL), and became the first Cowboy to recover three fumbles in a season since Deion Sanders and Broderick Thomas in 1996.
- At Jacksonville (9/10) recorded the club's first sack of the season with a takedown of Byron Leftwich.
- Had his second sack with a takedown of Mark Brunell on fourth down against Washington (9/17).
- Posted his first career tackle at Tennessee (10/1) before making three tackles and his third sack of the season at Philadelphia (10/8).
- Recovered a fumble at Carolina (10/29) that led to the Cowboys final touchdown of the game.
- Had one tackle and recovered a fumble at Arizona (11/12).
- Recovered a fumble by Marvin Harrison on the Colts first possession and sacked Peyton Manning to force a fumble, which Manning recovered on their next possession, finishing with two tackles and a quarterback pressure against Indianapolis (11/19).
- Posted a season-high four tackles against New Orleans (12/10).

- Against Philadelphia (12/25) had one quarterback pressure before injuring his shoulder in the second quarter but returned later in the game.
- Missed the regular season finale against Detroit (12/31) because of the shoulder injury.
- Returned in the wild card loss at Seattle (1/6/07) and had one tackle.

2005:

- Played in four games with one start before being placed on Reserve/Injured.
- Made his NFL debut at Oakland (10/2) as part of the rotation for the defensive line and shared a sack with linebacker Scott Shanle.
- Earned his first career start the next week against Philadelphia (10/9) when the Cowboys opened in their nickel package, and led all linemen with three tackles and shared a sack with defensive end Greg Ellis.
- Suffered a high right ankle sprain and did not return against Arizona (10/30).
- Was placed on Reserve/Injured Nov. 1.

COLLEGE:

- Moved from defensive end to defensive tackle in his senior season and started all 13 games, tying his career-high with 37 tackles while also adding four tackles for a loss and a sack.
- Tied his career-high with seven tackles at Alabama to earn SEC Defensive Lineman of the Week honors.
- Helped the Tigers finish 13-0 by defeating Virginia Tech in the Sugar Bowl, in which he made three tackles. Auburn finished 2004 second behind USC in the final Associated Press poll.
- Played in nine games as a junior reserve defensive end, making seven tackles, including one for a loss.
- Before his sophomore year, moved from tight end to defensive end during spring drills and started eight-of-12 games and tied a career-high with 37 tackles, including a career-high 10 tackles for a loss. He also had two forced fumbles and a sack.
- As a freshman tight end, played in all 12 games, with one start, and had three catches for 38 yards.

PERSONAL:

- Earned all-state and honorable mention All-USA Today honors after catching 46 passes for 701 yards and seven touchdowns as a senior at Lowndes County High School in Valdosta, Ga.
- Finished his prep career as one of the top-rated tight ends in the southeast. Also lettered in track and basketball for Lowndes, averaging 18.0 points and 18.0 rebounds per-game as a junior.
- Majored in health administration at Auburn.
- He and his wife have one daughter.

COMMUNITY:

- 2005 Dallas Cowboys Rookie Club.
- 2007-08, 2010 Dallas Cowboys Draft Day/Fan Appreciation Party.
- 2009 Public Service Announcement for Recycling.
- 2009 Keynote Speaker for Ford Built Tough High School Player of the Week Banquet.
- Annual team Holiday Hospital Visits.
- Salvation Army Angel Tree Christmas Program.
- Dallas Cowboys Kickoff Luncheon and Cowboys Family Cookbook benefitting Happy Hill Farm.
- 2009 National 9-1-1 Heroes Award Ceremony.
- Make-A-Wish Foundation of North Texas.

RATLIFF'S COWBOYS TOTALS

Year Team	GP-GS	DEFENSE						INTERCEPTIONS				FUMBLES REC								
		ST	AT	TT	Sks-Yds	Tkl/Ls	QB Prs	PBU	FF	No	Yds	Avg	Lg	TD	No	Yds	Avg	Lg	TD	
2005 Dallas	4-1	2	3	- 5	1.0(-7)	0(0)	0	0	0	0	0	0	0	0	0	0	0	0	0	0
2006 Dallas	15-0	13	4	- 17	4.0(-27)	0(0)	7	1	1	0	0	0	0	0	0	0	0	0	0	0
2007 Dallas	15-14	15	13	- 28	3.0(-17)	4(-10)	15	4	0	0	0	0	0	0	0	0	0	0	0	0
2008 Dallas	16-16	43	40	- 83	7.5(-56)	6(-13)	31	4	0	0	0	0	0	0	0	0	0	0	0	0
2009 Dallas	16-16	33	50	- 83	6.0(-43)	8(-33)	33	2	3	0	0	0	0	0	0	0	0	0	0	0
2010 Dallas	16-16	25	9	- 34	3.5(-28)	0(0)	10	2	1	0	0	0	0	0	0	0	0	0	0	0
Totals	82-63	131	119	- 250	25.0(-178)	18(-56)	96	13	5	0	0	0.0	0	0	12	0	0.0	0	0	0
Playoffs																				
2006 Dallas	1-0	1	0	- 1	0.0(0)	0(0)	0	0	0	0	0	0.0	0	0	0	0	0.0	0	0	0
2007 Dallas	1-1	1	1	- 2	0.0(0)	0(0)	0	0	0	0	0	0.0	0	0	0	0	0.0	0	0	0
2009 Dallas	2-2	3	4	- 7	1.0(-7)	0(0)	4	0	0	0	0	0.0	0	0	0	0	0.0	0	0	0
Totals	4-3	5	5	- 10	1.0(-7)	0(0)	4	0	0	0	0	0.0	0	0	0	0	0.0	0	0	0

SINGLE-GAME BESTS

- Tackles** - 8, five times, last vs. Oakland, 11/26/09
- Pressures** - 5 at Green Bay, 9/21/08 and vs. Oakland, 11/26/09
- Sacks** - 2.0 at Washington, 11/16/08, at Philadelphia, 11/8/09 and at Washington, 12/27/09

ADDITIONAL STATISTICS

- Kickoff Returns** - 2006 (1 for 0 yds.)
- Blocked Field Goal** - 2009 (1).

RATLIFF'S GAME-BY-GAME
DEFENSE

2005 (Dallas)

Game	ST	AT	TT	Sks- Yds	Tkl/ Ls	QB Prs	PBU
W-@ SD 9/11				INACTIVE			
L- Was 9/19				INACTIVE			
W-@ SF 9/25				INACTIVE			
L-@ Oak 10/2				0.5(-1)			
W- Phi 10/9	1	2	3	0.5(-6)			
W- NYG 10/16				Inactive			
L-@ Sea 10/23	1	1	2				
W- Ari 10/30							
W-@ Phi 11/14				RESERVE/INJURED - Ankle			
W- Det 11/20				RESERVE/INJURED - Ankle			
L- Den 11/24				RESERVE/INJURED - Ankle			
L-@ NYG 12/4				RESERVE/INJURED - Ankle			
W- KC 12/11				RESERVE/INJURED - Ankle			
L-@ Was 12/18				RESERVE/INJURED - Ankle			
W-@ Car 12/24				RESERVE/INJURED - Ankle			
L- STL 1/1/06				RESERVE/INJURED - Ankle			
Totals	2	3	5	1.0(-7)			

2006 (Dallas)

Game	ST	AT	TT	Sks- Yds	Tkl/ Ls	QB Prs	PBU
L-@ Jac 9/10				1.0(-8)			
W- Was 9/17				1.0(-13)			1
W-@ Ten 10/1							1
L-@ Phi 10/8	3	0	3	1.0(-6)			1
W- Hou 10/15	0	2	2			1	1
L- NYG 10/23	1	0	1				
W-@ Car 10/29	1	0	1				
L-@ Was 11/5	0	1	1				
W-@ Ari 11/12	1	0	1				
W- Ind 11/19	2	0	2	1.0(0)			1
W- TB 11/23	1	0	1				
W-@ NYG 12/3							
L- NO 12/10	3	1	4				
W-@ Atl 12/16							1
L- Phi 12/25							1
L- Det 12/31				INACTIVE/INJURED - Shoulder			
Totals	13	4	17	4.0(-27)		7	1

Playoffs

L-@ Sea 1/6/07	1	0	1				
----------------	---	---	---	--	--	--	--

2007 (Dallas)

Game	ST	AT	TT	Sks- Yds	Tkl/ Ls	QB Prs	PBU
W- NYG 9/9	2	1	3	1.0(-5)			1
W-@ Mia 9/16	2	0	2				1
W-@ Chi 9/23	2	1	3				
W- STL 9/30	1	1	2				
W-@ Buf 10/8	1	3	4	0.5(-4)			1
L- NE 10/14							2
W- Min 10/21	0	3	3				2
W-@ Phi 11/4					1(-3)	3	2
W-@ NYG 11/11							2
W- Was 11/18	1	1	2				2
W- NYJ 11/22	0	1	1				1
W- GB 11/29	2	0	2				
W-@ Det 12/9	1	1	2			2(-6)	1
L- Phi 12/16	2	0	2	1.0(-5)		1(-1)	1
W-@ Car 12/22	1	1	2	0.5(-3)			1
L-@ Was 12/30				INACTIVE/INJURED - Knee			
Totals	15	13	28	3.0(-17)		4(-10)	15

Playoffs

L- NYG 1/13/08	1	1	2				
----------------	---	---	---	--	--	--	--

2008 (Dallas)

Game	ST	AT	TT	Sks- Yds	Tkl/ Ls	QB Prs	PBU
W-@ Cle 9/7	2	4	6				2
W- Phi 9/15	4	1	5	1.0(-8)		1(-2)	1
W-@ GB 9/21	3	4	7	1.0(-8)			5
L- Was 9/28	5	3	8			1(-3)	1
W- Cin 10/5	3	2	5	1.0(-6)			1
L-@ Ari 10/12	0	2	2				3
L-@ STL 10/19	1	1	2				2
W- TB 10/26	2	2	4	1.0(-8)			1
L-@ NYG 11/2	2	1	3				
W-@ Was 11/16	5	3	8	2.0(-16)			3
W- SF 11/23	3	3	6				4
W- Sea 11/27	3	3	6			1(-2)	2
L-@ Pit 12/7	4	1	5	1.0(-6)			1
W- NYG 12/14	1	4	5			1(-1)	3
L- BAL 12/20	3	5	8	0.5(-4)			2
L-@ Phi 12/28	2	1	3			2(-5)	1
Totals	43	40	83	7.5(-56)		6(-13)	31

2009 (Dallas)

Game	ST	AT	TT	Sks- Yds	Tkl/ Ls	QB Prs	PBU
W-@ TB 9/13	2	2	4				3
L- NYG 9/20	3	3	6			2(-12)	1
W- Car 9/28	3	1	4	1.0(-10)		1(-3)	1
L-@ Den 10/4	0	3	3				4
W-@ KC 10/11	4	4	8			1(-6)	
W- Atl 10/25	3	3	6	1.0(-5)		1(-2)	2
W- Sea 11/1	2	1	3			1(-1)	2
W-@ Phi 11/8	5	3	8	2.0(-17)			2
L-@ GB 11/15	1	4	5				3
W- Was 11/22	1	5	6				2
W- Oak 11/26	4	4	8			1(-2)	5
L-@ NYG 12/6	1	4	5			1(-7)	1
L- SD 12/13	2	4	6				2
W-@ NO 12/19	0	3	3				3
W-@ Was 12/27	2	4	6	2.0(-11)			1
W- Phi 1/3/10	0	2	2				2
Totals	33	50	83	6.0(-43)		8(-33)	33

Playoffs

W- Phi 1/9/10	0	1	1				2
L-@ Min 1/17/10	3	3	6	1.0(-7)			2
Totals	3	4	7	1.0(-7)			4

2010 (Dallas)

Game	ST	AT	TT	Sks- Yds	Tkl/ Ls	QB Prs	PBU
L-@ Was 9/12	1	1	2				
L- Chi 9/19	2	0	2				
W-@ Hou 9/26	2	0	2				1
L- Ten 10/10	3	1	4				
L-@ Min 10/17	2	1	3	1.0(-4)			2
L- NYG 10/25	2	0	2				1
L- Jac 10/31	1	0	1				
L-@ GB 11/7	2	1	3				1
W-@ NYG 11/14	2	1	3				
W- Det 11/21	1	2	3	0.5(-6)			1
L- NO 11/25	2	0	2	1.0(-12)			1
W-@ Ind 12/5							1
L- Phi 12/12	2	1	3	1.0(-6)			1
W- Was 12/19	1	1	2				2
L-@ Ari 12/25							
W-@ Phi 1/2/11	2	0	2				1
Totals	25	9	34	3.5(-28)		10	2

TONY ROMO

9 • Quarterback

6-2 • 227 • 4/21/80

Eastern Illinois • FA for '03

NFL: 9th Year • Cowboys: 9th Year

Games/Starts: 2010-6/6; Career-89/61

Postseason: 2010-0/0; Career-4/4



PRO BOWLS



PRO: In one of the more intriguing success stories in recent NFL history, Tony Romo ascended from the ranks of undrafted free agent - and three-year back-up quarterback - to a record setting, three-time Pro Bowl selection for the Dallas Cowboys. With 61 career regular season starts under his belt, Romo is well on his way to re-writing Cowboys passing records with his stellar and unique style of quarter-

back play. Elusive and instinctive in the pocket, he relies on a quick release, solid arm strength and excellent accuracy. His greatest asset may be his ability to see the field and find the open receiver - regardless of whether he is in a stationary position or eluding the pass rush. With a 39-22 regular season record as the Dallas starter, Romo led the Cowboys to 13 wins in 2007 - tying the franchise record for victories in a season in his first season as the full-time starter. Along the way, he set single-season club marks for touchdown passes (36), completions (335), yardage (4,211) and 300-yard games (seven). He first set a Dallas mark for consecutive games with a touchdown pass with 17 straight between 2006 and 2007 only to up it to 18 (2009-10). His 2008 season was not as productive as 2007 after suffering a broken finger in his throwing hand at Arizona (10/12). Despite missing three games with the injury, Romo still threw for 300-or-more yards six times - second only to his seven from 2007 - while throwing for 3,448 yards - his second consecutive 3,000-plus yard season - to become the first quarterback with back-to-back 3,000-yard seasons since Troy Aikman (1995-97). Romo's third full season as a starter eclipsed his previous two as he became the first quarterback in club history to be on the field for every snap of the season. The 2009 season saw Romo set club records for attempts (550), completions (347), passing yards (4,483) and 300-yard games (eight) while throwing a career-low nine interceptions - tied for the fourth-fewest in a season in club history among quarterbacks with at least 300 attempts. He helped guide Dallas to an 11-5 record, the club's 17th NFC East Division title and Dallas' first playoff win since 1996. The 2009 season also saw Romo top 1,500 career attempts to make him eligible for career passing records. His season was cut short in 2010 as he suffered a broken left collarbone which eventually landed him on Reserve/Injured on December 22, 2010. Before suffering the injury, Romo was well on his way towards another solid season completing 148-of-213 passes (69.5%) for 1,605 yards, 11 touchdowns and seven interceptions. At the time of his injury, he had a 94.9 quarterback rating that was sixth in the NFL and tops in the NFC. For his career, Romo has completed 1,326-of-2,070 (64.1%) for 16,650 yards and a passer rating of 95.5. He has thrown 118 career scoring passes against 62 interceptions. He ranks fourth in club history in completions and fifth in attempts, passing yards and touchdowns. Signed by the Cowboys as an undrafted free agent in 2003, he made his first career start at the Carolina Panthers on Oct. 29, 2006, and, by December of that year, he became Dallas' first Pro Bowl quarterback since Aikman in 1996. Romo rose to prominence during a stretch in which six of his first 11 starts were nationally televised. In his first 10 regular season starts, he led the Cowboys to six victories and a playoff berth. He also led the NFL with 8.6 yards-per-pass attempt in 2006. His 95.1 quarterback rating as a first-time starter was the third-best in Cowboys history. He exceeded that mark with a 97.4 rating in 2007. After joining the Cowboys in 2003, Romo showed enough potential during training camp to become the third quarterback. He split time with Drew Henson as the backup quarterback in 2004 but became the primary backup quarterback behind Drew Bledsoe throughout 2005. He also was the holder for field goals and extra points from 2004 to 2006 and volunteered to hold again in 2009.

TRANSACTION SUMMARY:

- 12/22/10: Placed on Reserve/Injured with a fractured collarbone.
- 10/30/07: Signed a seven-year contract with Dallas through 2013.
- 8/31/06: Signed a one-year contract with Dallas.
- 5/20/05: Signed a one-year contract with Dallas.
- 5/1/03: Signed as a rookie free agent with Dallas.

2010:

- Suffered a fractured left collarbone against the N.Y. Giants (10/25) and was eventually placed on Reserve/Injured on December 22 due to the injury.
- Prior to the injury, completed 148-of-213 passes (69.5%) for 1,605 yards, 11 touchdowns and seven interceptions. At the time of his injury, had a 94.9 quarterback rating that was sixth in the NFL and tops in the NFC.
- Combined with his output prior to the injury, Dallas offense amassed 5,828 total yards for the seventh-highest yardage output in franchise history. Dallas also topped the 4,000 passing yard mark for the third time in four years with the third-most in club history (4,042).
- Completed 31-of-47 passes for 282 yards with one touchdown for an 89.1 quarterback rating at Washington (9/12). With his touchdown pass, extended his streak of consecutive games with a touchdown pass to 13 to break a tie with Don Meredith (1965-66) and Roger Staubach (1977-78) for the third-longest streak in club history (17-Romo, 2006-07 and 16- Aikman, 1993-94).
- Threw for 374 yards against Chicago (9/19) to give him the second-most single-game passing yardage in his career behind the 392 he had at the N.Y. Giants (12/6/09). His 51 attempts were the second-most of his career behind the 55 at the N.Y. Giants (12/6/09) and his 34 completions were the third most in his career behind his 41 at the N.Y. Giants (12/6/09) and 35 at Detroit (12/9/07). With his touchdown pass, he extended his streak of consecutive games with a touchdown pass to 14.

- Extended his streak of consecutive games with a touchdown to 15, third-longest streak in team history, with his two touchdown tosses to Roy Williams at Houston (9/26). Finished 23-of-30 for 284 yards with a 76.7 completion percentage and a 127.8 quarterback rating, both season-highs.
- Completed 31-of-46 passes for 406 yards, three touchdowns - including a season-long 69-yard touchdown toss - and three interceptions against Tennessee (10/10). His 406 yards marked a career-high and the first time he eclipsed 400 passing yards in a game. It was the first time a Dallas quarterback crossed the 400-yard mark since Aikman threw for 455 against Minnesota (11/26/98). Romo's 406 tied Meredith (at Washington, 11/13/66) for the third-most passing yards by a quarterback in a game in franchise history as he became just the third different Cowboys passer to eclipse 400 yards in a game. His three touchdown passes extended his streak of consecutive games with a touchdown pass to 16 to tie Aikman for the second-longest streak in franchise history and marked his 18th career game with three-or-more touchdown passes, breaking a tie with Staubach for the second-most games with three-or-more touchdowns. Romo's 406 yards also upped his club record of career 300-yard outings to 26, while his 46 pass attempts gave him 2,031 for his career - the fifth Dallas passer to reach 2,000 career attempts. His 406 passing yards and Felix Jones' 109 rushing yards marked the first time in club history that Dallas had a 400-yard passer along with a 100-yard rusher in a game.
- Threw three touchdowns at Minnesota (10/17) to extend his streak of consecutive games with a touchdown pass to 17, tying his club record as well as give him 19 career games with three-or-more touchdown passes - good for second in team history. Finished the game with 220 yards on 24-of-32 passes and two interceptions and rushed three times for 31 yards.
- Suffered a fractured left clavicle in the second quarter against the N.Y. Giants (10/25) and missed the remainder of the game. Was five-of-seven for 39 yards and one touchdown prior to the injury. His touchdown pass extended his streak of consecutive games with a touchdown pass to 18 a club record.
- Was inactive for the remaining eight games before landing on Reserve/Injured.

2009:

- Finished his third season as a full time starter eighth in the NFL in passer rating (97.6), third in yards (4,483), fifth in attempts (550), seventh in completions (347), 10th in touchdown passes (26) and 12th in completion percentage (63.1) taking every snap at quarterback for the first time in his career.
- Set single-season career-bests in completions (347), attempts (550), yards (4,483), quarterback rating (97.6) and interceptions (nine).
- In the season opener at Tampa Bay (9/13), set career-highs in passing yards (353), and long pass completion with an 80-yard touchdown toss to Patrick Crayton. Also threw a 66-yard touchdown pass to Roy Williams for the fifth-longest pass completion of his career. His 353 passing yards also increased his club record of career 300-yard games to 17 and marked his third straight 300-yard outing on opening day. He became the first quarterback in club history to win the first three season-openers of his starting career.
- Finished with 127 passing yards on 13-of-27 completions with one touchdown and three interceptions against the N.Y. Giants (9/20) in the Cowboys Stadium debut. His quarterback passer rating of 29.6 marked the second-lowest of his career. He added one rush for a three-yard touchdown.
- In the thrilling overtime win at Kansas City (10/11), completed 20-of-34 passes for a 351 yards - the second-highest passing total of his career - with two touchdowns. Finished with a quarterback rating of 113.7 and completion percentage of 58.8. Had a long completion of 60 yards which came in overtime on the game-winning pass to Miles Austin.
- Finished with 311 passing yards - marking back-to-back 300-yard games - on 21-of-29 attempts with three touchdowns against Atlanta (10/25). His back-to-back 300-yard games marked the third of his career and his third 300-yard game of the season, tying for the third-most 300-yard games in a season in club history. His 72.4 completion percentage and 141.6 quarterback rating both marked season-highs, while the quarterback rating was the third-highest of his career behind 148.9 (vs. Tampa Bay, 11/23/06) and 141.7 (at Philadelphia, 11/4/07). He also did not throw an interception at Kansas City and again against Atlanta, marking just the second time in his career he has had back-to-back games without an interception.
- Completed 21-of-36 passes for 256 yards with three touchdowns and no interceptions against Seattle (11/1). His three touchdown passes marked the third time this season and the 16th time of his career he had three-or-more touchdowns in a game - the third-most by a Cowboys quarterback. He finished with a quarterback rating of 108.1 marking his third straight game with a rating over 100.0 - his second-longest streak of games with a rating of over 100.0 (seven in 2007). Also completed passes to 10 different receivers - the first Cowboys quarterback to do so since Chad Hutchinson on 12/15/02.
- At Philadelphia (11/8) threw for 307 yards - his 20th career 300-yard outing and fourth of the season, the third-most in team history, on 21-of-34 completions with one touchdown with one interception and a rating of 88.7. His streak of attempts without an interception came to an end in the third quarter and snapped the longest streak of his career at 143 straight passing attempts without an interception.
- In his 50th career start, against Oakland (11/26), completed 18-of-29 passes for 309 yards with two touchdowns. It marked his 21st career 300-yard game and fifth of the season - the third-most in a season in club history. It was also his third 300-yard game on Thanksgiving Day - the most by any Cowboys quarterback. His 12 Thanksgiving Day touchdown passes are second in team history behind Danny White's 14.
- Completed 41-of-55 passes for 392 yards to establish single-game personal bests for attempts, completions and yards at the N.Y. Giants (12/6). His 74.5 completion percentage was the best of his season. He threw three touchdowns for the fourth time this season. It was his sixth 300-yard game of the season to tie the second-most in a season in club history, and 22nd of his career.. His 55 attempts ranked second in team history behind Aikman's 57 against Minnesota, 11/26/98, while his 41 completions set a club record.
- Against San Diego (12/13) was 19-of-30 for 249 yards with two touchdowns and a rating of 111.7 - his third straight game with a rating over 100.0, the second such streak this season. His two touchdown passes gave him nine straight games with a touchdown - the third-longest streak of his career. He has also attempted 122 consecutive passes without an interception - the second-longest streak of his career.
- Led the team to a 24-17 win over the previously undefeated Saints (12/19) completing 22-of-34 passes for 312 yards with one touchdown and no interceptions. Finished with a passer rating of 104.0 - his fourth consecutive game of a passer rating over 100.0, his eighth of the season and 30th of his career. Added four carries for 21 yards with a long run of 10 yards. With his one touchdown pass, he logged a touchdown in 10 consecutive games for the third-longest streak of his career. It also marked four straight games without an interception - the longest streak of his career. He upped his total to 156 consecutive passes without an

interception, the longest streak of his career. Also upped his club record of 300-yard games to 23 and reached seven 300-yard games on the season tying his club record set in 2007.

- In the playoff-clinching win at Washington (12/27), completed 25-of-38 passes for 286 yards with one touchdown and one interception - snapping his interception-free streak at four consecutive games and after attempting 167 passes for the longest streak of his career and the third-longest in team history. His one touchdown toss marked his 11th consecutive game with a touchdown pass for the third-longest streak of his career. His 286 yards allowed him to pass 4,000 yards on the season (4,127), his second 4,000-yard season and the second-most in team history behind his 4,211 in 2007.
- Led the team to the NFC East Division title, completing 24-of-34 passes for 311 yards and two touchdowns with one interception against Philadelphia (1/3/10). Finished with a rating of 106.4, his ninth game of the season with a rating over 100.0 - the second-most in a season in his career. His two touchdown passes gave him a touchdown pass in 12 consecutive games - the second-longest streak of his career, tying Meredith (1965-66) and Staubach (1977-78) for the third-longest streak in team history. His 311 passing yards upped his club record of career 300-yard games to 24 and was his eighth of the season - a single-season club record.
- Threw for 244 yards on 23-of-35 attempts with two touchdowns and a 104.9 passer rating in the Wild Card Game against Philadelphia (1/9/10). His 244 passing yards upped his career playoff passing total to 634 to pass Meredith (551) and Craig Morton (630) for the fourth-most in team history, while his 23 completions gave him 58 for his career - also good for fourth in franchise history passing Meredith (38) and Morton (49).
- Was 22-of-35 for 198 yards with one interception for a quarterback rating of 66.1 in the Divisional Playoff loss at Minnesota (1/17/10). Was sacked a postseason career-high six times.

2008:

- Finished his second season as a full-time starter eighth in the NFL in passer rating (91.4), sixth in touchdown passes (26), 12th in yards (3,448), 15th in completions (276) and 16th in completion percentage (61.3) and attempts (450), playing in 13 games after breaking a finger in his throwing hand in Week 6.
- Threw for 300-or-more yards six times - second-most in a season in club history behind his seven in 2007.
- In the season-opening win at Cleveland (9/7), completed 24-of-32 passes for 320 yards - his 11th career 300-yard outing - with one touchdown and an interception.
- Threw for 300 yards for the 12th time in his career and second consecutive outing with 312 in the home-opening win against Philadelphia (9/15). Completed 21-of-30 passes to move into seventh in club annals with 919 career attempts with three touchdowns - the first was a then career-long 72-yarder to Terrell Owens.
- Became the sixth Cowboys quarterback to eclipse 8,000 career passing yards and moved past Steve Pelluer (922) for sixth on the club's all-time pass attempts list after completing 17-of-30 passes for 260 yards, one touchdown and an interception at Green Bay (9/21).
- Against Washington (9/28) completed a season-high 28 passes on a season-high 47 attempts for 300 yards - his third 300-yard game of the season, 13th of his career - to tie him with Aikman for the most 300-yard games in a career in club history.
- Finished the game against Cincinnati (10/5) with a quarterback rating of 106.2, completing 14-of-23 passes for 176 yards with three touchdowns and an interception. Became the sixth club passer to reach 1,000 career attempts, finishing the game with 1,019 for his career.
- Established a club record with his 14th career 300-yard game, throwing for 321 yards - his fourth of the season, second in club single-season history - before fracturing his pinkie finger on his throwing hand in the overtime loss at Arizona (10/12).
- Was the backup quarterback but did not play at St. Louis (10/19) and was inactive against Tampa Bay (10/26) and at the N.Y. Giants (11/2) with the injury.
- Returned to the field as the starter at Washington (11/16) and led the team to a 14-10 win, completing 19-of-27 passes for 198 yards with one touchdown and two interceptions. His 198 yards gave him 9,001 for his career to become the sixth signal caller in club history to top 9,000 career passing yards. His 19 completions gave him 702 for his career - fifth in club annals.
- Threw for a season-high 341 yards - his fifth 300-yard performance of the season and 15th of his career - on 23-of-39 passes with three touchdowns against San Francisco (11/23). Surpassed 2,000 yards on the season for the second consecutive year to become the first Cowboys passer to do so since Aikman had three (1997-99). His 75-yard touchdown pass to Owens established a then career-long pass.
- In the Thanksgiving Day win over Seattle (11/27), led Dallas on four scoring drives in each of its first four possessions. Finished with three touchdown throws for the sixth time this season which also tied the third-most on Thanksgiving Day. His 331 yards were the fourth-most by a Dallas quarterback on Thanksgiving Day and his sixth 300-yard game of the season, 16th of his career.
- Completed 19-of-36 passes for 210 yards with one touchdown and a season-high three interceptions at Pittsburgh (12/7).
- Threw for 244 yards on 20-of-30 passing with two touchdowns against the N.Y. Giants (12/14). His 244 yards gave him 10,127 for his career to become the sixth quarterback in franchise history to pass the 10,000-yard mark. It also gave him his second consecutive 3,000-yard season.
- Completed 24-of-45 passes for 252 yards with two touchdowns and two interceptions against Baltimore (12/20) - the final game at Texas Stadium. His 252 yards allowed him to move into fifth all-time in club history with 10,379 and his two touchdowns gave him 81 for his career - good for fifth as well.
- Was 21-of-39 for 183 yards with an interception in the season-ending loss at Philadelphia (12/28).

2007:

- In his first full season as a starter, turned in the most prolific year by any Dallas quarterback in club history to date and led Dallas to a club-record tying 13-3 record.
- Earned his second consecutive Pro Bowl selection and was the NFC's starting signal caller in Hawaii.
- Finished the 2007 season as the NFC's top rated passer (fifth in the NFL) with a rating of 97.4, the third-best single-season rating in club history.
- Established Dallas single-season records for touchdown passes (36), passing yardage (4,211), completions (335), 300-yard games (seven), and his completion percentage of 64.4% was the sixth-highest single-season mark in team history.
- Led the NFC in touchdown passes (second in the NFL) and yards-per-attempt (8.10 - second in the NFL). Was second in the NFC in yards (third in the NFL) and third in completion percentage (ninth in the NFL).

- Dating back to 2006, set a then club record with at least one touchdown pass in 17 consecutive games.
- In the season-opening win over the N.Y. Giants (9/9), turned in perhaps his most complete outing as a pro to date. Completed 15-of-24 passes for a career-high 345 yards and four touchdowns with one interception. His 345 passing yards allowed him to become the third Dallas quarterback (Meredith - 1963 and Vinny Testaverde - 2004) to throw 300-or-more yards in consecutive games (had 321 yards in the 2006 season-finale against Detroit). Each one of his 15 completions went for at least 10 yards and his yards-per-attempt average of 14.38 was the third-highest single-game average by a Dallas signal caller in club history. Also added his first career rushing touchdown on a nine-yard keeper.
- At Chicago (9/23) not only notched the then second-most passing yards in his career (329), but also helped Dallas achieve a 3-0 record to start the season for the first time since 1999. Hit on 22-of-35 passes for 329 yards with two touchdowns and one interception. Romo's performance enabled him to reach 3,501 career passing yards - joining Kurt Warner (3,559) and Marc Bulger (3,534) - as the only Super Bowl era quarterbacks to pass for more than 3,500 yards in their first 13 career starts.
- In completing 21-of-33 passes for 339 yards and three touchdowns against the Rams (9/30), became the 10th Cowboys quarterback to surpass 4,000 career passing yards. His 59-yard touchdown ball to Crayton was the longest completion of Romo's career to date. The performance marked his then second-highest passing yardage total for a single game and the sixth 300-yard outing of his career. Also tied the club record for 300-yard games in a season with three. Two of his biggest plays in the game came in running situations. The first involved a shotgun snap that sailed over his head and led to a long retreat and scramble for a four-yard gain to convert a third down. It put Dallas in position for Romo to run 15 yards for a touchdown with 11 seconds remaining in the first half - giving Dallas a 14-7 lead at the intermission.
- At Buffalo (10/8) battled back from a turnover-plagued game, throwing a career-high five interceptions with one fumble to finish the game strong and lead the team to victory on a last-chance drive to set up the winning field goal. In going 29-of-50 for 309 yards and two touchdowns, notched his third-consecutive 300-yard game, giving him the longest streak amongst Cowboys passers all-time, while also allowing him to become the franchise's all-time leader in 300-yard games in a season with four. His two touchdowns (32) helped him overtake Drew Bledsoe (30) for seventh place in team history for career touchdown passes.
- In the first half of the victory over Minnesota (10/21), completed 28-of-32 passing attempts (87.5%) for 231 yards and one touchdown and finished the day with 31 completions on 39 attempts for 277 yards and a rating of 104.8. His 31 completions established a then single-game career-high. Reached 370 career completions to pass Eddie LeBaron (359) for ninth place in team record books. His 277 passing yards raised his career total to 4,887 and move past Bledsoe (4,803) for the ninth-most passing yards in club history.
- By completing 20-of-25 passes for 324 yards in the win at Philadelphia (11/4), racked up a completion percentage of 80.0%, marking the best single-game completion percentage of the season - second-best of his career. Also threw three touchdown passes with one interception. Was his eighth career 300-yard day (third-most in club history) and fifth of the season. Also became the ninth quarterback in franchise history to reach 5,000 career passing yards.
- In the 31-20 win at the N.Y. Giants (11/11), completed 20-of-28 passes (71.4%) for 247 yards and four touchdowns. Was the third time in his career that he has thrown at least four touchdown passes (the second time this season) in a game. His 20 completions moved him into eighth place on the Cowboys all-time completions list with 410.
- Against Washington (11/18) completed 22-of-32 passes for 293 yards and four touchdowns to Owens with one sack and one interception. Was the sixth time in his career with at least three touchdown passes in a game - the second time he has had four-or-more. Became the first quarterback in team history to throw four touchdowns in back-to-back games.
- With two touchdown passes in the Thanksgiving Day win over the N.Y. Jets (11/22), tied White's single-season club mark of 29 for scoring passes that was set in 1983. For the afternoon, completed 21-of-28 passes (75.0%) for 195 yards, the two scores and an interception.
- In completing 19-of-30 passes for 309 yards and four touchdowns against Green Bay (11/29), raised his season total for touchdown passes to 33 and broke White's previous club mark of 29 (1983). His four touchdown passes also gave him the Dallas single-season record for games with at least four touchdown passes (four) - previous mark was held by Meredith (three) in 1966.
- At Detroit (12/9) completed 35-of-44 passing attempts for 302 yards and a pair of touchdowns to spark Dallas' last-minute come-from-behind 28-27 victory that clinched the club's first division title since 1998. While trailing 27-21 with 2:15 remaining in the game - and no time outs remaining - led Dallas on an 11-play, 78-yard scoring drive that culminated in a 16-yard touchdown pass to Witten that provided the final margin of victory with just 0:18 remaining in the game. Completed eight-of-10 passes on the game-winning scoring drive. Established a team record for consecutive games of throwing at least one touchdown pass (17) - Aikman (16) in 1993-94. Raised his club record of 300-yard games in a season to seven, tying White for the second-most 300-yard career passing games with 10. Moved ahead of Pelluer (6,555) into sixth place on the Cowboys all-time passing yardage list with 6,557 career yards. Logged his seventh consecutive game with a passer rating above 100.0 - the fifth-longest streak since the passer rating system was implemented in 1973. His 35 completions were a single-game career-best and set a club record.
- Against Philadelphia (12/16) experienced his worst career passer rating as a starter to date and completed 13-of-36 passes for 214 yards with three interceptions. Also ended a club record streak of 17 straight games in which he had thrown at least one touchdown pass.
- At Carolina (12/22) completed 28-of-42 passes for 257 yards with one touchdown and one interception. Set a Cowboys record for passing yardage in a single season with 4,125 - eclipsing the previous mark of 3,980 that was held by White (1983). The 10-yard touchdown pass to Owens raised Romo's single-season record for touchdown passes to 36.
- At Washington (12/30) saw action only in the first half and through the first drive of the third quarter. Completed seven-of-16 passing attempts for 86 yards and one interception and was relieved by Brad Johnson after the opening drive of the second half.
- In the playoff loss to the N.Y. Giants (1/13/08), Romo's second career postseason game, completed 18-of-36 passes for 201 yards, one touchdown and an interception.

2006:

- After completing 69.6 percent of his passes in four preseason games, Romo's storybook regular season in 2006 had a familiar beginning - on the bench as the backup quarterback to Bledsoe.

- His role changed at halftime of the sixth game, a Monday night loss to the N.Y. Giants (10/23) at Texas Stadium. Romo replaced Bledsoe as the starter in the third quarter, beginning a whirlwind journey that ended with a Pro Bowl selection on December 19.
 - Became the sixth Cowboys quarterback to make the Pro Bowl, and the first since Aikman in 1996.
 - His 95.1 quarterback rating was the third-highest in club history, behind Staubach's 104.8 in 1971 and Aikman's 99.0 in 1993. It also ranked fifth in the NFL and third in the NFC.
 - In his 10 regular season starts, completed 204-of-310 passing attempts (65.8 percent) for 2,641 yards and 16 touchdowns with 10 interceptions for a 96.2 rating.
 - The Cowboys went 6-4 in the regular season when Romo started.
 - Became the first Dallas starting quarterback to throw for more than 220 yards in his first eight career starts, a streak that was snapped in the loss to Philadelphia (12/25).
 - Closed the year first in the NFL with 8.6 yards-per-passing attempt.
 - Finished second in the NFL with a 65.28 completion percentage and a 5.6 touchdown percentage.
 - His completion percentage was the third-best in club history, behind Aikman's 69.13 in 1993 and Aikman's 65.29 percent in 1991.
 - Also threw for more than 250 yards in three consecutive games in 2006, becoming the first Cowboys quarterback to accomplish that feat since Aikman did it in the first four games of the 1993 season.
 - Behind Romo's emergence, the Cowboys had one of the most productive and efficient offensive seasons in club history scoring 425 points (26.6 points-per-game), fourth in the NFL, the most by the Cowboys since 1995, and the fourth-most by the Cowboys since the NFL went to a 16-game schedule in 1978.
 - Dallas was second in the NFL with a 48.8 third down efficiency, the club's highest rating since 1980.
 - Dallas averaged 360.8 total yards-per-game, the fifth-most in the NFL in 2006 and the most by the Cowboys since 1995.
 - The Cowboys produced two 1,000-yard receivers (Owens and Terry Glenn) and a 1,000-yard rusher (Julius Jones) in the same season for just the second time in team history.
 - Before his first start in 2006, saw significant action in the fourth quarter of the win against Houston (10/15). Completed his first career pass attempt to Sam Hurd for a 33-yard gain. His second pass resulted in a two-yard touchdown by Owens.
 - Replaced Bledsoe to start the second half in the Monday night loss to the N.Y. Giants (10/23) and completed 14-of-25 passes for 227 yards, two touchdowns and three interceptions. His second passing touchdown was a 53-yard pass to Crayton, the Cowboys second-longest completion of the season.
 - In the nationally televised Sunday night win at Carolina (10/29), made his first start and led the team to a 35-14 victory. Went 24-of-36 passing for 270 yards, one touchdown, one interception and was sacked twice with an 86.6 quarterback rating. Became the 13th quarterback in Dallas history to earn a victory in his starting debut. His 270 passing yards were the second-most by a Cowboys quarterback who won his first start.
 - In his second career start, at Washington (11/5), was 24-of-36 passing for 284 yards with no interceptions and threw for two touchdowns for the third week in a row.
 - In the 27-10 win at Arizona (11/12), was named NFC Offensive Player of the Week after posting a 126.8 rating. Completed 20-of-29 passes for 308 yards and two touchdowns. Was the first 300-yard game of Romo's career. Extended his streak of consecutive passes without an interception to 94 and threw a touchdown for the fourth straight game. In the second half, was 10-of-10 passing for 144 yards and a touchdown.
 - In the 21-14 win over previously undefeated Indianapolis (11/19), threw for 226 yards and completed 19-of-23 passes, an 82.6 percent completion rate, the third-best in club history. A first quarter interception snapped his streak of consecutive passing attempts without an interception at 98.
 - In the Thanksgiving Day win over Tampa Bay (11/23), completed 22-of-29 passes for 306 yards and a club-record tying five touchdowns. Posted a quarterback rating of 148.9 and was named the NFC Offensive Player of the Week for the second time in three games. Became the first Dallas quarterback to throw five touchdown passes since Aikman at Washington (9/12/99) and just the ninth time in club history. From the second quarter to the fourth, Romo completed 13 consecutive passes, tying the second-longest streak in club history (14-Pelluer and Randall Cunningham).
 - In November, Romo's first full month as an NFL starter, helped Dallas go 3-1 and was named the NFC Offensive Player of the Month. Completed 85-of-117 passes (72.6 percent) for 1,124 yards, nine touchdowns, one interception and a quarterback rating of 124.7 for the month.
 - In the last-minute win at the N.Y. Giants (12/3), completed 20-of-34 passes for 257 yards with two interceptions. With 1:06 left in the game and the score tied 20-20, directed a six-play drive highlighted by a 42-yard completion to Witten that set Dallas up for the game-winning, 46-yard Martin Gramatica field goal with 0:06 remaining. Led Dallas on three scoring drives in the second half and each of them came after the Giants scored to tie the game.
 - In the Sunday night game against New Orleans (12/10), lost his first home game as a Cowboys starter. Completed 16-of-33 passes for 249 yards and one touchdown with two interceptions.
 - In the playoff-clinching win at Atlanta (12/16), completed 22-of-29 passes (75.9 percent) for 278 yards and two touchdowns. Was sacked three times and threw one interception with a quarterback rating of 113.9.
 - Against Detroit (12/31) completed 23-of-32 passes (71.9 percent) for a then career-high 321 yards, two touchdowns, and one interception for a quarterback rating of 111.6. His 56-yard touchdown pass to Owens was the longest completion of Romo's career to date and the longest reception of the season for Owens.
 - In the playoff loss at Seattle (1/6/07), completed 17-of-29 passes (58.6 percent) for 189 yards and one touchdown for an 89.6 quarterback rating. His first career postseason touchdown pass was a 13-yarder that gave Dallas a 10-6 lead with 11 seconds left in the first half. Guided Dallas on an eight-play, 70-yard drive in the game's final minutes to set up a potential game-winning field goal. He bobbled the snap, however, and was tackled just short of the end zone.
- 2005:**
- Beat out Drew Henson in training camp to be the backup quarterback.
 - In the preseason, completed 23-of-37 passes for 273 yards and one touchdown.
 - Played in 16 regular season games, serving as the team's holder for place kicks.
 - Against Philadelphia (10/16) took a knee on the final drive of the game to run out the clock.
- 2004:**
- Was locked in a training camp battle for the backup quarterback job with Henson.
 - After completing 24-of-39 passes for 250 yards, with a touchdown and two interceptions in the preseason, started the season as the backup quarterback and held the role for the first six games.

- Took over as the holder for PATs and field goals in the season opener at Minnesota (9/12).
- Became the club's full-time holder the following week against Cleveland (9/19).
- For seven games, beginning with the game against Detroit (10/31), was the team's third quarterback.
- Returned to the backup role at Philadelphia (12/19) and against Washington (12/26), but did not play with the offense.
- Closed the season at the N.Y. Giants (1/2/05) as the third quarterback.

2003:

- Signed with the Cowboys as a rookie free agent on May 1.
- Spent the entire season as the club's third quarterback.
- In the preseason, completed nine-of-17 passes for 134 yards, one touchdown, and one interception.
- Was one-of-four rookie free agents to make the full-time roster following training camp.

COLLEGE:

- Capped an outstanding career at Eastern Illinois University by being named the 2002 recipient of the Walter Payton Award, given annually to the nation's top player in Division I-AA.
- Became the first player from the Ohio Valley Conference to ever win the prestigious Payton Award.
- Finished his career as the school and conference all-time leader with 85 touchdown passes.
- Was second in school history and third in conference history with 8,212 passing yards.
- Was also second in school history with 584 completions and 941 attempts.
- As a senior, set school and conference records with 258 completions (407 attempts).
- His 3,615 passing yards as a senior were the second-most in a season in conference history and third-most in school history.
- Had 34 touchdowns passes in his final collegiate campaign.
- As a junior, led Division I-AA in passing efficiency, completing 138-of-207 passes for 2,068 yards and 21 touchdowns.
- Earning All-America and All-Ohio Valley Conference honors and was named the OVC Player of the Year after his junior year.
- As a sophomore, ranked second in Division I-AA in passing efficiency, completing 164-of-278 passes for 2,583 yards and 27 touchdowns.
- Named All-America honorable mention, All-OVC, and the OVC Player of the Year following his sophomore year.

PERSONAL:

- Attended Burlington, Wisc., High School and was a three-year letter winner in football, and was one of the best high school golfers and basketball players in the state.
- Was named to the All-Racine County basketball team alongside Dallas Mavericks guard Caron Butler.
- Majored in communications at Eastern Illinois.
- Has attempted to qualify for the 2004, 2007, 2008, 2009 and 2010 Byron Nelson Tournaments and the 2004, 2005, 2007, 2008, 2009 and 2010 U.S. Opens - falling short in each effort.
- He and his wife, Candice, were married on May 28, 2011.

COMMUNITY:

- 2003 Dallas Cowboys Rookie Club.
- Special movie screening of "Radio," hosted by the Cowboys for 400 youths from non-profit agencies.
- Cowboys/United Way Hometown Huddle to play Bingo with senior citizens at The Brady Center.
- FUTURES Golf Classic along with members of the local media, other Dallas-area professional athletes, and FUTURES tour players for the Boys and Girls Club of Collin County, HomeAid, City House, and Hope's Door.
- April 2007, joined teammates, Roy Williams, Terence Newman and DeMarcus Ware to attend The Salvation Army National Advisory Organizations Conference.
- Stars of Texas...Racing Against the Odds for American Diabetes Association.
- Dallas All Sports Association's Hall of Fame Luncheon.
- 2008 Poker for Pets for SPCA of Texas.
- 2008 Cowboys Youth Football Camp Guest Speaker.
- 2008 Special Guest with his father Ramiro Romo at The Baylor Health Care System Foundation EveryMan Dinner benefiting prostate cancer research, technology and community outreach.
- 2007 The Terrell Owens Catch A Dream Foundation, "December to Remember" holiday fundraiser.
- 2007 & 2008 Attended Jason Witten's Youth Football Camp in Elizabethton, Tenn.
- 2009 Chopsticks for Cowboys benefitting the Rich Behm Family Trust.
- 2011 Super Bowl XLV served as a celebrity coach alongside teammate Jason Witten at the NFL Experience Tazon Latino Celebrity Flag Football Game.
- Annual team Holiday Hospital Visits.
- Salvation Army Angel Tree Christmas Program.
- Dallas Cowboys Kickoff Luncheon and Cowboys Family Cookbook benefitting Happy Hill Farm.
- Make-A-Wish Foundation - Several ONE-ON-ONE visits with children each season.

ROMO'S COWBOYS TOTALS

Year Team	GP-GS	PASSING									
		Att	Cmp	Pct	Yds	Yds/Att	TD	Int	Long	Sacks	Rating
2003 Dallas	0-0	0	0	0.0	0	0.0	0	0	0	0/0	0.0
2004 Dallas	6-0	0	0	0.0	0	0.0	0	0	0	0/0	0.0
2005 Dallas	16-0	0	0	0.0	0	0.0	0	0	0	0/0	0.0
2006 Dallas	16-10	337	220	65.3	2,903	8.6	19	13	56t	21/124	95.1
2007 Dallas	16-16	520	335	64.4	4,211	8.1	36	19	59t	24/176	97.4
2008 Dallas	13-13	450	276	61.3	3,448	7.7	26	14	75t	20/123	91.4
2009 Dallas	16-16	550	347	63.1	4,483	8.2	26	9	80t	34/196	97.6
2010 Dallas	6-6	213	148	69.5	1,605	7.5	11	7	69t	7/41	94.9
Totals	89-61	2,070	1,326	64.1	16,650	8.0	118	62	80t	106/660	95.5
Playoffs											
2006 Dallas	1-1	29	17	58.6	189	6.5	1	0	32	2/21	89.6
2007 Dallas	1-1	36	18	50.0	201	5.6	1	1	20	2/19	64.7
2009 Dallas	2-2	70	45	64.3	442	6.3	2	1	36	8/58	85.5
Totals	4-4	135	80	59.3	832	6.2	4	2	36	12/98	80.8

Year Team	RUSHING				
	No	Yds	Avg	Long	TD
2003 Dallas	0	0	0.0	0	0
2004 Dallas	0	0	0.0	0	0
2005 Dallas	2	-2	-1.0	-1	0
2006 Dallas	34	102	3.0	16	0
2007 Dallas	31	129	4.2	17	2
2008 Dallas	28	41	1.5	15	0
2009 Dallas	35	105	3.0	17	1
2010 Dallas	6	38	6.3	14	0
Totals	136	413	3.0	17	3

Playoffs					
2006 Dallas	1	0	0.0	0	0
2007 Dallas	3	17	5.7	11	0
2009 Dallas	3	4	1.3	5	0
Totals	7	21	3.0	11	0

SINGLE-GAME BESTS	
Attempts	55 at N.Y. Giants, 12/6/09
Completions	41 at N.Y. Giants, 12/6/09
Yards	406 vs. Tennessee, 10/10/10
Touchdowns	5 vs. Tampa Bay, 11/23/06
Interceptions	5 at Buffalo, 10/8/07
Completion Pct.	82.6 vs. Indianapolis, 11/19/06
Passer Rating	148.9 vs. Tampa Bay, 11/23/06

ADDITIONAL STATISTICS	
Receptions	2010 (0 for 11 yds.)

ROMO'S 300-YARD PASSING GAMES (26 total)

406 vs. Tennessee, 10/10/10
 392 at N.Y. Giants, 12/6/09
 374 vs. Chicago, 9/19/10
 353 at Tampa Bay, 9/13/09
 351 at Kansas City, 10/11/09
 345 vs. N.Y. Giants, 9/9/07
 341 vs. San Fran., 11/23/08

339 vs. St. Louis, 9/30/07
 331 vs. Seattle, 11/27/08
 329 at Chicago, 9/23/07
 324 at Philadelphia, 11/4/07
 321 at Arizona, 10/12/08
 321 vs. Detroit, 12/31/06
 320 at Cleveland, 9/7/08

312 at New Orleans, 12/19/09
 312 vs. Philadelphia, 9/15/08
 311 vs. Philadelphia, 1/3/10
 311 vs. Atlanta, 11/26/09
 309 vs. Oakland, 11/26/09
 309 at Buffalo, 10/8/07
 309 vs. Green Bay, 11/29/07

308 at Arizona, 11/12/06
 307 at Philadelphia, 11/8/09
 306 vs. Tampa Bay, 11/23/06
 302 at Detroit, 12/9/07
 300 vs. Washington, 9/28/08

ROMO'S GAME-BY-GAME

2006 (Dallas)													
Date	Opp	Att	Cmp	Yds	Pct	TD	Long	Int	Sacks	Rating	W/L	Score	
9/10	@ Jac										L	17-24	
9/17	vs. Was										W	27-10	
10/1	@ Ten										W	45-14	
10/8	@ Phi										L	24-38	
10/15	vs. Hou.	2	2	35	100.0	1	33	0	0/0	158.3	W	34-6	
10/23	vs. NYG	25	14	227	56.0	2	53t	3	2/8	73.7	L	22-36	
10/29	@ Car	36	24	270	66.7	1	28	1	2/12	86.6	W	35-14	
11/5	@ Was	36	24	284	66.7	2	48	0	2/17	109.0	L	19-22	
11/12	@ Ari	29	20	308	69.0	2	51t	0	0/0	126.8	W	27-10	
11/19	vs. Ind	23	19	226	82.6	0	33	1	1/1	89.5	W	21-14	
11/23	vs. TB	29	22	306	75.9	5	45	0	1/8	148.9	W	38-10	
12/3	@ NYG	34	20	257	58.8	0	42	2	1/2	58.1	W	23-20	
12/10	vs. NO	33	16	249	48.5	1	50	2	2/18	58.8	L	17-42	
12/16	@ Atl	29	22	278	75.9	2	51t	1	3/20	113.9	W	38-28	
12/25	vs. Phi	29	14	142	48.3	1	17	2	3/24	45.5	L	7-23	
12/31	vs. Det	32	23	321	71.9	2	56t	1	4/14	111.6	L	31-39	
Totals		337	220	2,903	65.3	19	56t	13	21/124	95.1		9-7	

2007 (Dallas)													
Date	Opp	Att	Cmp	Yds	Pct	TD	Long	Int	Sacks	Rating	W/L	Score	
9/9	NYG	24	15	345	62.5	4	51t	1	1/9	128.5	W	45-35	
9/16	@ Mia	29	14	186	48.3	2	34t	0	1/0	92.0	W	37-20	
9/23	@ Chi	35	22	329	62.9	2	35	1	3/29	100.8	W	34-10	
9/30	SIL	33	21	339	63.6	3	59t	1	1/8	115.6	W	35-7	
10/8	@ Buf	50	29	309	58.0	2	31	5	0/0	49.9	W	25-24	
10/14	NE	29	18	199	62.1	2	26	1	2/13	91.0	L	27-48	
10/21	Min.	39	31	277	79.5	1	24	0	3/24	104.8	W	24-14	
11/4	@ Phi	25	20	324	80.0	3	53	1	0/0	141.7	W	38-17	
11/11	@ NYG	28	20	247	71.4	4	50t	1	1/4	123.1	W	31-20	
11/18	Was	32	22	293	68.8	4	52t	1	1/6	124.1	W	28-23	
11/22	NYJ	28	21	195	75.0	2	25t	1	3/25	102.5	W	34-3	
11/29	GB	30	19	309	63.3	4	48	1	0/0	123.5	W	37-27	
12/9	@ Det	44	35	302	79.5	2	30	0	3/21	110.4	W	28-27	
12/16	Phi	36	13	214	36.1	0	53	3	4/27	22.2	L	6-10	
12/22	@ Car	42	28	257	66.7	1	24	1	0/0	81.2	W	20-13	
12/30	@ Was	16	7	86	43.8	0	36	1	1/10	34.9	L	6-27	
Totals		520	335	4,211	64.4	36	59t	19	24/176	97.4		13-3	

2008 (Dallas)													
Date	Opp	Att	Cmp	Yds	Pct	TD	Long	Int	Sacks	Rating	W/L	Score	
1/13/08	N.Y. Giants	36	18	201	50.0	1	20	1	2/19	64.7	L	17-21	

2008 (Dallas)												
Date	Opp	Att	Cmp	Yds	Pct	TD	Long	Int	Sacks	Rating	W/L	Score
9/7	@ Cle	32	24	320	75.0	1	35t	1	0/0	103.6	W	28-10
9/15	Phi	30	21	312	70.0	3	72t	1	0/0	123.2	W	41-37
9/21	@ GB	30	17	260	56.7	1	63	1	3/24	82.6	W	27-16
9/28	Was	47	28	300	59.6	3	26	1	0/0	90.7	L	24-26
10/5	Cin	23	14	176	60.9	3	57t	1	1/1	106.2	W	31-22
10/12	@ Ari	38	24	321	63.2	3	70t	0	3/20	113.3	L	24-30
10/19	@ StL										L	14-34
10/26	TB										W	13-9
11/2	@ NYG										L	14-35
11/16	@ Was	27	19	198	70.4	1	28	2	0/0	72.8	W	14-10
11/23	SF	39	23	341	59.0	3	75t	0	1/7	113.3	W	35-22
11/27	Sea	34	22	331	64.7	3	38	1	0/0	113.7	W	34-9
12/7	@ Pit	36	19	210	52.8	1	50	3	3/16	44.9	L	13-20
12/14	NYG	30	20	244	66.7	2	34t	0	4/23	113.8	W	20-8
12/20	BAL	45	24	252	53.3	2	35	2	2/17	66.2	L	24-33
12/28	@ Phi	39	21	183	53.8	0	35	1	3/15	55.8	L	6-44
Totals		450	276	3,448	61.3	26	75t	14	20/123	91.4		9-7

2009 (Dallas)												
Date	Opp	Att	Cmp	Yds	Pct	TD	Long	Int	Sacks	Rating	W/L	Score
9/13	@ TB	27	16	353	59.3	3	80t	0	1/9	140.6	W	34-21
9/20	NYG	29	13	127	44.8	1	26	3	0/0	29.6	L	31-33
9/28	Car	33	22	255	66.7	0	26	0	2/18	89.8	W	21-7
10/4	@ Den	42	25	255	59.5	0	53	1	5/14	67.1	L	10-17
10/11	@ KC	34	20	351	58.8	2	60t	0	1/3	113.7	W	26-20
10/25	Atl	29	21	311	72.4	3	59t	0	2/12	141.6	W	37-21
11/1	Sea	36	21	256	58.3	3	36t	0	2/7	108.1	W	38-17
11/8	@ Phi	34	21	307	61.8	1	64	1	4/25	88.7	W	20-16
11/15	@ GB	39	24	251	61.5	1	41	1	5/34	78.0	L	7-17
11/22	Was	27	15	158	55.6	1	23	1	1/6	69.7	W	7-6
11/26	Oak	29	18	309	62.1	2	49	0	2/10	121.2	W	24-7
12/6	@ NYG	55	41	392	74.5	3	32	0	2/13	112.1	L	24-31
12/13	SD	30	19	249	63.3	2	26	0	1/10	111.7	L	17-20
12/19	@ NO	34	22	312	64.7	1	49t	0	3/18	104.0	W	24-17
12/27	@ Was	38	25	286	65.8	1	69	1	1/1	86.1	W	17-0
1/3/10	Phi	34	24	311	70.6	2	40	1	2/16	106.4	W	24-0
Totals		550	347	4,483	63.1	26	80t	9	34/196	97.6		11-5


Playoffs												
Date	Opp	Att	Cmp	Yds	Pct	TD	Long	Int	Sacks	Rating	W/L	Score
1/9/10	Phi	35	23	244	65.7	2	36	0	2/16	104.9	W	34-14
1/17/10	@ Min	35	22	198	62.9	0	22	1	6/42	66.1	L	3-34
Totals		70	45	442	64.3	2	36	1	8/58	85.5		1-1

2010 (Dallas)												
Date	Opp	Att	Cmp	Yds	Pct	TD	Long	Int	Sacks	Rating	W/L	Score
9/12	@ Was	47	31	282	66.0	1	0	30	1/5	89.1	L	7-13
9/19	Chi	51	34	374	66.7	1	2	28	0/0	78.4	L	20-27
9/26	@ Hou	30	23	284	76.7	2	0	63t	0/0	127.6	W	27-13
10/10	Ten	46	31	406	67.4	3	3	69t	6/36	89.6	L	27-34
10/17	@ Min	32	24	220	75.0	3	2	31t	0/0	98.4	L	21-24
10/25	NYG	7	5	39	71.4	1	0	14	0/0	124.4	L	35-41
10/31	Jac										L	17-35
11/7	@ GB										L	7-45
11/14	@ NYG										W	33-20
11/21	Det										W	35-19
11/25	NO										L	27-30
12/5	@ Ind										W	38-35
12/12	Phi										L	27-30
12/19	Was										W	33-30
12/25	@ Ari										L	26-27
1/2/11	@ Phi										W	14-13
Totals		213	148	1,605	69.5	11	7	69t	7/41	94.9		6-10

MARTIN RUCKER

83 • Tight End

6-5 • 248 • 5/4/85
 Missouri • FA for '10
 NFL: 4th Year • Cowboys: 2nd Year
 Games/Starts: 2010-5/1; Career-10/2
 Postseason: 2010-0/0; Career-0/0



PRO: The Dallas Cowboys added Martin Rucker to their active roster from their practice squad late in the 2010 season to give the club another option with a young and athletic tight end with NFL experience. Rucker will compete for a spot among Dallas' tight end rotation heading into 2011. He originally arrived in Dallas near the end of the 2010 training camp, but was released at the final cut date and immediately signed to the Cowboys practice squad where he spent the first 13 weeks of the season. Rucker previously spent time with the Philadelphia Eagles and Cleveland Browns. He was selected by the Browns in the fourth round (111th overall) of the 2008 NFL Draft.

TRANSACTION SUMMARY:

- 9/4/10: Released by Dallas, signed to the practice squad (9/5) then to the active roster (12/1).
- 8/19/10: Signed by Dallas.
- 8/10/10: Claimed off waivers by Tampa Bay and released (8/11).
- 9/24/09: Signed to Philadelphia's practice squad, then to their active roster (12/15) and released (8/9/10).
- 9/22/09: Released by Cleveland.
- 4/27/08: Drafted in the fourth round (111th overall) by Cleveland.

2010 (Philadelphia/Dallas):

- Finished the season playing in five games with one start with Dallas but did not record any statistics.
- Went into the 2010 offseason with the Eagles before his release on Aug. 9.
- Claimed off waivers by Tampa Bay on Aug. 10, but was waived the next day.
- Signed by Dallas on Aug. 19 and spent the remainder of the preseason with the Cowboys before his release on the final cut day.
- Immediately signed to the team's practice squad where he spent the first 13 weeks of the season before signing to the active roster on Dec. 1.
- Was active at Indianapolis (12/5) and made his first appearance as a Cowboy on special teams and as the club's third tight end.
- Made his first start as a Cowboy against Philadelphia (12/12) as the team started in a three-tight end set and played on special teams.
- Saw action on special teams in both games against Washington (12/19) and at Arizona (12/25).
- Recorded his first career kickoff return for six yards at Philadelphia (1/2/11).

2009 (Cleveland/Philadelphia):

- Returned to Cleveland for his second season but was inactive the first two games then released (9/22).
- Signed to Philadelphia's practice squad two days later where he spent 11 weeks before being activated on Dec. 15.
- Was inactive for the final three games of the regular season and the Divisional Playoff Game.

2008 (Cleveland):

- Drafted in the fourth round (111th overall) by the Browns.
- Suffered a knee injury prior to the first game and was inactive through the first six games of his rookie season.
- Was active but did not play at Jacksonville (10/26), then was inactive the next four games.
- Made his NFL debut against Indianapolis (11/30) and logged his first career catch - a nine-yarder.
- Was active the next three games but did not record any statistics.
- Logged his second reception of the season - an eight-yard catch - in the season finale at Pittsburgh (12/28).

COLLEGE:

- Finished his four-year career at Missouri with 203 catches for 2,175 yards and 18 touchdowns.
- His 203 receptions went down as a school record and were the most ever by a Big 12 tight end and eighth all-around in the Big 12 Conference.
- His 2,175 yards were second in school history and made him the third Tiger to reach 2,000 career receiving yards.
- Also established a school-high with 50 consecutive starts.
- Was a first-team All-America selection as a senior after posting 84 catches - single-season school record - for 834 yards and eight touchdowns.
- Started all 13 games as a junior and finished with 53 catches for 511 yards and five touchdowns.
- As a sophomore, started all 12 games and led Mizzou with 47 catches for 567 yards and a team-best 12.1-yard average.
- As a redshirt freshman posted 19 receptions for 263 yards and four touchdowns to earn second-team Freshman All-America honors and was named to the first-team All-Freshman Big 12 by *The Sporting News*.

PERSONAL:

- Was a standout tight end and defensive end at Benton High School in St. Joseph, Mo.
- Finished his prep career with 56 receptions for 646 yards and five touchdowns while notching 118 tackles and two sacks on defense.
- Was an all-district and all-conference participant on Benton's basketball team.

- Won conference and district titles while placing fourth in the state in the triple jump as a senior as well as a conference championship in the long jump for the school's track and field team.

COMMUNITY:

- 2011 Super Bowl XLV Youth Football Clinics and Cheer Clinic guest.
- Annual team Holiday Hospital Visits.
- Salvation Army Angel Tree Christmas Program.
- Make-A-Wish Foundation of North Texas.

RUCKER'S NFL TOTALS

Year Team	GP-GS	RECEIVING				
		No	Yds	Avg	Long	TD
2008 Cleveland.....	5-1	2	17	8.5	9	0
2009 Philadelphia.....	0-0	0	0	0.0	0	0
2010 Dallas.....	5-1	0	0	0.0	0	0
Totals.....	10-2	2	17	8.5	9	0

ORLANDO SCANDRICK**32 • Cornerback**


5-10 • 193 • 2/10/87

Boise State • D5 for '08 (143rd overall)

NFL: 4th Year • Cowboys: 4th Year

Games/Starts: 2010-16/3; Career-48/9

Postseason: 2010-0/0; Career-2/1



PRO: The Dallas Cowboys moved up in the fifth round to grab Orlando Scandrick with the 143rd overall pick in the 2008 NFL Draft, and he has since proven to be worth the move as a valuable contributor in the Dallas secondary and special teams units. The former Boise State standout, who left college after only three years, has served as the nickel cornerback since his rookie season. Scandrick briefly rotated starts with Mike Jenkins for the starting cornerback spot opposite Terence Newman at the beginning of the 2009 season before settling back into the nickel cornerback role. He continues his work to be a staple in the defensive back rotation for the Cowboys.

TRANSACTION SUMMARY:

4/27/08: Drafted in the fifth round (143rd overall) by Dallas.

2010:

- Finished his third pro season with 50 tackles, a pressure and career-bests in sacks (2.5), tackles for losses (five) and pass breakups (eight).
- Had two tackles in the season opener at Washington (9/12) followed by four more in the home opener against Chicago (9/19).
- Notched six tackles and one for a loss in the win at Houston (9/26).
- Added five stops at Minnesota (10/17) then had two tackles, a pressure and a half sack at Green Bay (11/7).
- Racked up a season-best seven tackles with one deflection in Jason Garrett's first win as interim head coach at the N.Y. Giants (11/14).
- Tallied five tackles, three pressures, two tackles for losses and a special teams stop in the win against Detroit (11/21).
- In the overtime win at Indianapolis (12/5), posted one tackle and one pass breakup - a second quarter interception off Peyton Manning that he returned 40 yards for a touchdown, his first career score.
- Notched five tackles, a sack, one tackle for a loss and one deflection against Philadelphia (12/12).
- Picked up his second full sack of the season, along with three tackles and a pass breakup against Washington (12/19).

2009:

- Concluded his second pro season with 54 tackles, one sack, one tackle for loss, a quarterback pressure, one interception, seven pass breakups, a forced fumble and a fumble recovery.
- Made his first start of the season against the N.Y. Giants (9/20) and recorded five tackles and one pass breakup.
- Recorded the first interception of his career against Atlanta (10/25) along with posting five tackles and two pass breakups.
- Recovered his first career fumble against Seattle (11/1) along with two tackles and two pass breakups.
- Notched a career-best nine tackles at New Orleans (12/19).
- Picked up his first sack of the season at Washington (12/27) along with four tackles, one tackle for loss, one quarterback pressure and two forced fumbles.
- Registered three tackles in his first playoff appearance - against Philadelphia (1/9/10) in the Wildcard Playoff Game.

2008:

- Finished his rookie season with 36 tackles - tops amongst Cowboys rookies - one sack and five pass breakups in 16 games played with two starts.

- Added 12 special teams tackles - good for fifth on the team and best among Cowboys rookies.
- Made his NFL debut at Cleveland (9/7) and recorded one special teams tackle.
- At Green Bay (9/21) finished second on the team with three special teams tackles.
- Saw his first extended action on defense against Cincinnati (10/5) with the injury to Newman (groin) and finished with a then season-high four tackles.
- Made his first NFL start at Arizona (10/12) as the team's third corner and recorded two tackles.
- At St. Louis (10/19) tied for the team lead with two special teams tackles and added three tackles on defense, seeing action in the nickel and dime packages.
- Led the secondary with eight tackles as the defense did not allow a touchdown against Tampa Bay (10/26).
- Started at corner as the team opened the game in its nickel package and recorded one tackle and one pressure against San Francisco (11/23). Also added one kickoff return for 22 yards.
- Finished with six tackles and one pass breakup against Seattle (11/27) as the defense held the Seahawks without a touchdown. Also added one kickoff return for a season-long 25 yards.
- Recorded his first career sack at Pittsburgh (12/7) and added two tackles and another stop on special teams.

COLLEGE:

- Led the secondary in his final season at Boise State, helping the squad improve from the 45th ranked defense in 2006 to 26th in 2007.
- Left with a school-record seven blocked kicks, including the school's single-season record with four blocked kicks in 2007.
- Started 38 of the 39 games he played and recorded 152 tackles, 3.5 sacks, 12.5 tackles for losses with five forced fumbles.
- As a junior, started all 13 games at left cornerback and finished with 50 tackles - three behind the line - and two forced fumbles. Also had two interceptions and seven pass deflections.
- On special teams, set a school record with four blocked kicks.
- Logged a single-game career-best 10 tackles against Wyoming.
- Started all 13 games in 2006 and finished the season fourth in tackles (52) along with 6.5 tackles for loss, 2.0 sacks, six pass breakups, two forced fumbles and an interception.
- Named a second-team Freshman All-America by Scout.com and honorable mention Freshman All-America by *The Sporting News*, starting 12 of the school's 13 games as a true freshman.
- Named WAC Special Teams Player of the Week after returning a blocked field goal for a touchdown and a blocked extra point for a two-point conversion against Hawaii.
- Finished the year seventh on the team with 50 tackles to go along with three tackles for loss, one sack, 11 pass deflections, a forced fumble and an interception he returned for a 50-yard touchdown.

PERSONAL:

- Was a standout two-way player at Los Alamitos, Calif., High School, playing wide receiver and defensive back.
- Also returned kicks and was named to the first-team Long Beach Dream Team and first-team All-Sunset League.
- Caught 52 passes for 832 yards and 12 touchdowns with 54 tackles and three interceptions and 22 kick-off returns for 1,024 yards and a touchdown as a senior.

COMMUNITY:

- 2008 Rookie Club.
- 2009 Dallas Cowboys Early Thanksgiving Day Meal at The Salvation Army.
- 2009 City of Arlington World Record in CPR Training Event at Cowboys Stadium with 4,500 students.
- 2011 Super Bowl XLV Youth Football Clinics.
- Annual team Holiday Hospital Visit.
- Make-A-Wish Foundation of North Texas.
- Salvation Army Angel Tree Christmas Program.
- Dallas Cowboys Kickoff Luncheon and Cowboys Family Cookbook benefitting Happy Hill Farm.

SCANDRICK'S COWBOYS TOTALS

Year Team	GP-GS	DEFENSE							INTERCEPTIONS					FUMBLES REC					
		ST	AT	TT	Sks-Yds	Tkl/Ls	QB Prs	PBU	FF	No	Yds	Avg	Lg	TD	No	Yds	Avg	Lg	TD
2008 Dallas	16-2	25	11	36	1.0(-9)	0(0)	0	5	0	0	0.0	0	0	0	0	0	0	0	0
2009 Dallas	16-4	39	15	54	1.0(-10)	1(-3)	1	7	2	1	0	0.0	0	0	1	15	15.0	15	0
2010 Dallas	16-3	41	9	50	2.5(-22)	5(-10)	1	10	0	1	40	40.0	40t	1	0	0	0	0	0
Totals	48-9	105	35	140	4.5(-41)	6(-13)	2	22	2	2	40	20.0	40t	1	1	15	15.0	15	0

ADDITIONAL STATISTICS

Special Teams Tackles - 2008 (10-2-12), 2009 (5-1-6), 2010 (0-1-1), **Total 15-4-19.**
 Kickoff Returns - 2008 (4 for 81, 20.3 avg., 20 long)

SINGLE-GAME BESTS

Tackles - 9 at New Orleans, 12/19/09
 Passes Defensed - 3 vs. Detroit, 11/21/10

ANDREW SENDEJO (sin-DAY-hoe)

36 • Safety


6-1 • 209 • 9/9/87

Rice • FA for '10

NFL: 2nd Year • Cowboys: 2nd Year

Games/Starts: 2010-2/0; Career-2/0

Postseason: 2010-0/0; Career-0/0



PRO: The Dallas Cowboys signed United Football League standout Andrew Sendejo late in the 2010 season while looking for young depth at safety. Sendejo arrived in Dallas on Nov. 24, signing to the Cowboys practice squad before his activation one week later. Sendejo gained professional football experience playing for the Sacramento Mountain Lions of the United Football League where he finished second in the league in tackles with 48 stops.

TRANSACTION SUMMARY:

11/29/10: Signed to the Cowboys active roster.

11/24/10: Signed to Dallas practice squad.

2010 (United Football League/Dallas):

- Began the season in the United Football League where he tied for second in the league with 48 tackles while adding seven pass breakups, two forced fumbles and two interceptions with the Sacramento Mountain Lions.
- Signed to the Dallas practice squad on Nov. 24 and activated on Nov. 29.
- Played in two games for the Cowboys and made one special teams tackle.
- Was inactive at Indianapolis (12/5) before making his NFL debut against Philadelphia (12/12) on special teams.
- Recorded his first career special teams stop against Washington (12/19).
- Was inactive at Arizona (12/25) and at Philadelphia (1/2/11).

COLLEGE:

- Tallied 318 tackles, 17 tackles for losses, two sacks, seven forced fumbles, six recoveries, 14 pass breakups and nine interceptions in his four years at Rice.
- Named honorable mention All-Conference USA after playing in just seven games as a senior due to a left ankle injury that required surgery. Posted 64 tackles, three for losses, a fumble recovery and an interception in those seven games.
- As a junior played in all 12 games and notched 94 stops, three fumble recoveries, three interceptions and a forced fumble to earn honorable mention All-Conference.
- Led the school with 107 tackles and five interceptions as a sophomore.
- Started all 12 games as a true freshman and landed freshman All-America honors after tallying 53 stops, seven for losses, two sacks, three forced fumbles and two recoveries.

PERSONAL:

- Was a two-time all-San Antonio area selection from Smithson Valley High School in Spring Branch, Texas.
- Named Comal County Defensive Player of the Year as a senior and was a two-time all-state honorable mention.
- Was also a standout performer on Smithson Valley's soccer and track teams, being named all-district in soccer twice.

COMMUNITY:

- 2011 Super Bowl XLV Youth Football Clinic.
- Annual team Holiday Hospital Visits.
- Salvation Army Angel Tree Christmas Program.
- Make-A-Wish Foundation of North Texas.

SENDEJO'S COWBOYS TOTALS

Year Team	GP-GS	DEFENSE								INTERCEPTIONS				FUMBLES REC			
		ST	AT	TT	Sks-Yds	Tkl/Ls	QB Prs	PBU	FF	No Yds	Avg	Lg	TD	No Yds	Avg	Lg	TD
2010 Dallas	2-0	0	0	0	0(0)	0(0)	0	0	0	0	0	0	0	0	0	0	0

ADDITIONAL STATISTICS

Special Teams Tackles - 2010 (1-0-1).

STAFF

ANDREW SENDEJO

2010 SEASON

RECORDS

PLAYOFF RECORDS

HISTORY

SIDELINES

MARCUS SPEARS

96 • Defensive End

6-4 • 311 • 3/8/83

Louisiana State • D1b for '05 (20th overall)

NFL: 7th Year • Cowboys: 7th Year

Games/Starts: 2010-8/7; Career-88/78

Postseason: 2010-0/0; Career-4/4



PRO: The Dallas Cowboys liked Marcus Spears' combination of size and speed coming out of college and took him with their second pick in the first round (20th overall) of the 2005 NFL Draft. Known as a dependable and durable player, Spears had played in all regular season games since his arrival before a left calf injury knocked him out of the 2010 season and ended his streak. Despite playing only half a season in 2010, he still has appeared in 88 games with 78 starts during his career and looks to return to form in 2011.

TRANSACTION SUMMARY:

11/10/10: Placed on Reserve/Injured (calf).

4/6/10: Signed a one-year contract.

4/23/05: Drafted in the first round (20th overall) by Dallas.

2010:

- Played in eight games with seven starts before being placed on the Reserve/Injured list on Nov. 10 with a left calf injury that ended his streak of 88 consecutive games played.
- Logged 24 tackles, a tackle for loss and three pressures while limited to half a season.
- At Washington (9/12) returned to action after missing most of the preseason with a knee injury and posted two tackles as the defense held the Redskins without a touchdown for the third consecutive game.
- Had a tackle and a pressure against Chicago (9/19) while holding the Bears offense to one-of-11 on third down for a 9.1 conversion percentage - the lowest since the N.Y. Giants went one-of-11 (10/16/05 - OT).
- Against Tennessee (10/10) recorded four tackles, two pass breakups and one tackle for loss.
- Posted four tackles against the N.Y. Giants (10/25).
- Notched a season-high five tackles against Jacksonville (10/31).
- At Green Bay (11/7) had three tackles before leaving the game with a left calf injury early in the second.

2009:

- Started 14-of-16 games played to tally 50 tackles, a career-high 2.5 sacks, two tackles for losses, a career-high tying 16 pressures and two pass breakups.
- Notched his first sack of the season at Denver (10/4) along with five tackles and one quarterback pressure.
- Posted a season-best six tackles and two quarterback pressures at Kansas City (10/11).
- Notched his second sack of the season against Atlanta (10/25) while recording three tackles and a pressure.
- Logged a tackle and three pressures in the Wildcard Playoff Game against Philadelphia (1/9/10) as the defense did not allow a rushing first down for the first time in postseason team history.
- Had a postseason career-best six tackles with a pressure in the Divisional Game at Minnesota (1/17/10).

2008:

- Started 15-of-16 games and recorded a career-high 65 tackles - sixth on the team.
- Finished fourth on the team with five tackles for losses and 16 quarterback pressures - a career-best.
- In the season opener at Cleveland (9/7), had two tackles, one tackle for a loss and two quarterback pressures as the defense held Jamal Lewis to just 62 rushing yards and the Browns to 91 total rushing yards.
- At Green Bay (9/21) finished with two tackles and a pressure as the defense held the opponent to less than 100 total rushing yards for the third straight week.
- Had a season and career-best eight tackles to tie for second on the team along with one pass breakup against Cincinnati (10/5).
- Led the defensive line with six tackles at St. Louis (10/19).
- Against Tampa Bay (10/26) tied his season and career-high with eight tackles along with one tackle for a loss and one pressure as the defense did not allow a touchdown.
- Had two tackles and one pressure against San Francisco (11/23), helping to hold the 49ers to just 26 rushing yards - the fewest allowed on the season.
- Against Seattle (11/27) posted four tackles, one pressure and a forced fumble as the defense held the Seahawks without a touchdown.
- Recorded his first sack of the season and added seven tackles and one pressure in the Texas Stadium finale against Baltimore (12/20).

2007:

- Started all 16 games for the second consecutive season and finished with 28 tackles, two sacks and five tackles for losses - good for second on the team.
- Posted a solid outing against St. Louis (9/30), finishing with two tackles, a pressure, a half sack and two tackles for losses.
- Logged a season-best four tackles against New England (10/14).
- Split a sack of Donovan McNabb with DeMarcus Ware on the first play from scrimmage against Philadelphia (11/4). Forced his first career fumble on the play that was recovered by Bradie James.
- Notched his 100th career tackle, finishing with three at the N.Y. Giants (11/11).
- At Washington (12/30) had three tackles, one tackle for a loss, a forced fumble and a sack.

2006:

- For the second consecutive year, injured his knee in training camp and missed part of the preseason but returned to play in three exhibition games.
- Started all 16 regular season games and finished with 48 tackles, including 31 solo tackles and added one sack, three quarterback pressures, two tackles for a loss, and three pass deflections.

- In the season opener in Jacksonville (9/10), had two tackles, including one for a loss, as the Cowboys held the Jaguars to 2.4 yards-per-carry.
- Recorded his only sack of the season, taking down Mark Brunell in the first quarter in the Sunday night game against the Redskins (9/17).
- Led all defensive linemen with four tackles against Tennessee (10/1) in Vince Young's first start.
- Helped limit the Panthers (10/29) to 204 total yards, including 76 rushing yards in a Sunday night road win.
- Helped limit previously undefeated Indianapolis (11/19) to a season-low 14 points, posting three tackles, including one for loss in a home victory.
- Posted a season-high six tackles in a home loss to New Orleans (12/10) and four tackles in a win at Atlanta (12/16), where the Cowboys sacked Michael Vick four times.
- In his postseason debut, had a tackle and led the team with two quarterback pressures at Seattle (1/6/07).

2005:

- Suffered a right knee and ankle sprain while also straining his calf in a training camp practice to miss the first three preseason games.
- Began his rookie season as a reserve but became a starter in Week 7 and, by season's end, earned All-Rookie honors from *Pro Football Weekly* after tallying 35 tackles, (12th on the team, third among the team's linemen and rookies) and six quarterback pressures (fourth on the team).
- Also added 1.5 sacks and a pass defended.
- Made his NFL debut at San Diego (9/11) in the defensive line rotation, but did not record a tackle.
- Split his first career sack with Greg Ellis and added his first career tackle against Washington (9/19).
- Helped limit Philadelphia (10/9) to 129 yards, including 19 rushing yards, the fourth-lowest rushing total the team has ever allowed.
- Made his first career start at Seattle (10/23) and had three tackles and a batted pass, helping limit Shaun Alexander, the NFL's leading rusher in 2005, to 61 yards on 21 carries (2.9 yards-per-carry).
- Named the full-time starter the next week against Arizona (10/30) and led all linemen with four tackles while helping the Cardinals to 213 total yards, including 71 rushing yards.
- At Philadelphia (11/14) recorded a season-high seven tackles - good for first among linemen and second on the team.
- Recovered a Trent Green fumble at the Cowboys 15-yard line and ran 59 yards - longest ever by a Dallas rookie and the eighth-longest in team history - to the Chiefs 26-yard line to setup a Dallas touchdown, giving Dallas a 17-14 halftime lead against Kansas City (12/11).
- In the season finale against St. Louis (1/1/06), recorded two tackles and the first solo sack of his career.

COLLEGE:

- Finished his career at LSU with 34.5 tackles for a loss and 19.0 sacks, the fifth-most in school history.
- Had a career year as a senior, earning first-team All-America honors from the Walter Camp Foundation and American Football Coaches Association, second-team All-America honors from *Sports Illustrated*, first-team All-SEC honors and a semifinalist for the Bednarik Award and Lombardi Award.
- Tied his career-high in tackles (49) and set career-highs in tackles for a loss (17) and sacks (nine - the fourth most in LSU history) and added 21 quarterback pressures on a defense that finished third in the country in total defense in 2004.
- Had 49 tackles, 23 quarterback pressures, 13 tackles for a loss, six sacks, and six passes defended to earn first-team All-SEC honors during LSU's national championship season in 2003.
- Returned an interception 20 yards for a touchdown to give the Tigers a 21-7 lead en route to a 21-14 win over Oklahoma in the Sugar Bowl to claim the national title.
- As a sophomore, transitioned into a full-time defensive player, totaling 46 tackles, 16 quarterback pressures, 3.5 tackles for a loss and three sacks.
- Played tight end, fullback and defensive end as a freshman, recording two catches for 20 yards to earn freshman All-SEC honors as a tight end. Had eight tackles, a sack and a tackle for a loss on defense.

PERSONAL:

- Was one of the mostly highly touted two-sport athletes in the country following his senior season at Southern University Lab High School in Baton Rouge, La.
- Rated the top tight end prospect in America and the third-best overall prospect after earning consensus All-America honors.
- Became the first Louisiana player since 1991 to be named first-team 1A all-state on offense and defense as a senior.
- Finished his senior season with 28 catches for 435 yards and three touchdowns and 245 rushing yards and six touchdowns. Also made 22 tackles for a loss, 11.5 sacks and four fumble recoveries.
- Was also one of the nation's top basketball prospects.
- At LSU, majored in communication studies and was actively involved in community service.
- His sister, Deidre, was a three-year letterman on the basketball team at LSU and was a starter in two of those years.
- He and his wife, Aiysha, have one daughter - Macaria Reagan and a son - Marcus Raishon Jr.

COMMUNITY:

- 2005 Dallas Cowboys Rookie Club.
- 2006-10 Co-Chair of Taste of the NFL with DeMarcus Ware: The Ultimate Dallas Cowboys Tailgate Party for the North Texas Food Bank.
- 2007 Keynote Speaker at the U.S. Army All-American Bowl Kick Off Luncheon in San Antonio, Texas.
- 2008-09 Dallas Cowboys Draft Day/Fan Appreciation Party.
- 2009 Cowboys Youth Football Camp Guest Speaker/Coach.
- 2009 Dallas Cowboys NFL 101 Football Community Workshop.
- 2009 Poker for Pets for SPCA of Texas.
- 2009 NBC Biggest Loser Pound for Pound Challenge Campaign PSA.
- 2010 Guest Reader for youth from Boys & Girls Clubs of Greater Dallas at UPS Store.
- 2011 Super Bowl XLV NFL Charities Bowling Classic and NFL Experience Football 101 workshop.
- Annual team Holiday Hospital Visits.
- Salvation Army Angel Tree Christmas Program.
- Dallas Cowboys Kickoff Luncheon and Cowboys Family Cookbook benefitting Happy Hill Farm.
- Make-A-Wish Foundation of North Texas.



MISSION: To serve underprivileged youth in Baton Rouge, Louisiana and Dallas, Texas, communities.

www.marcusspears96.com

SPEARS' COWBOYS TOTALS

Year Team	GP-GS	DEFENSE								INTERCEPTIONS				FUMBLES REC					
		ST	AT	TT	Sks-Yds	Tkl/Ls	QB Prs	PBU	FF	No Yds	Avg	Lg	TD	No Yds	Avg	Lg	TD		
2005 Dallas	16-10	27	8	35	1.5(-12)	0(0)	6	1	0	0	0	0	0	1	59	59.0	59	0	
2006 Dallas	16-16	31	17	48	1.0(-8)	2(-6)	3	3	0	0	0	0	0	0	0	0	0	0	
2007 Dallas	16-16	19	9	28	2.0(-9)	6(-7)	2	2	3	0	0	0	0	0	0	0	0	0	
2008 Dallas	16-15	28	37	65	1.0(-6)	5(-9)	16	2	1	0	0	0	0	0	0	0	0	0	
2009 Dallas	16-14	27	23	50	2.5(-20)	2(-2)	16	2	0	0	0	0	0	0	0	0	0	0	
2010 Dallas	8-7	13	11	24	0.0(0)	1(-1)	3	0	0	0	0	0	0	0	0	0	0	0	
Totals	88-78	145	105	- 250	8.0(-55)	16(-25)	46	10	4	0	0	0.0	0	0	1	59	59.0	59	0
Playoffs																			
2006 Dallas	1-1	0	1	1	0.0(0)	0(0)	2	0	0	0	0	0	0	0	0	0	0	0	0
2007 Dallas	1-1	0	2	2	0.0(0)	0(0)	0	0	0	0	0	0	0	0	0	0	0	0	0
2009 Dallas	2-2	5	2	7	0.0(0)	0(0)	4	0	0	0	0	0	0	0	0	0	0	0	0
Totals	4-4	5	5	- 10	0.0(0)	0(0)	6	0	0	0	0	0.0	0	0	0	0	0.0	0	0

SINGLE-GAME BESTS

Tackles - 8 vs. Cincinnati, 10/5/08 and vs. Tampa Bay, 10/26/08

SPEARS' GAME-BY-GAME

DEFENSE

2005 (Dallas)								2007 (Dallas)							
Game	ST	AT	TT	Sks-Yds	Tkl/Ls	QB Prs	PBU	Game	ST	AT	TT	Sks-Yds	Tkl/Ls	QB Prs	PBU
W- @ SD 9/11								W- NYG 9/9	1	0	1				
L- Was 9/19	1	0	1	0.5(-6)				W- @ Mia 9/16	2	0	2				
W- @ SF 9/25	4	0	4					W- @ Chi 9/23	1	2	3				
L- @ Oak 10/2						2		W- STL 9/30	0	2	2	0.5(-1)	2(-2)	1	
W- Phi 10/9						1		W- @ Buf 10/8	1	0	1		1(-1)		
W- NYG 10/16							1	L- NE 10/14	3	1	4				
L- @ Sea 10/23	1	2	3				1	W- Min 10/21	0	1	1				
W- Ari 10/30	4	0	4			1		W- @ Phi 11/4				0.5(-1)			
W- @ Phi 11/14	6	1	7			1		W- @ NYG 11/11	3	0	3				
W- Det 11/20	0	1	1					W- Was 11/18					1(-1)		
L- Den 11/24	1	1	2					W- NYJ 11/22	1	1	2				
L- @ NYG 12/4	2	1	3			1		W- GB 11/29	1	1	2				1
W- KC 12/11	3	1	4					W- @ Det 12/9	1	1	2				
L- @ Was 12/18	2	1	3					L- Phi 12/16					1(-2)		
W- @ Car 12/24	1	0	1					W- @ Car 12/22	2	0	2			1	1
L- StL 1/1/06	2	0	2	1.0(-6)				L- @ Was 12/30	3	0	3	1.0(-7)	1(-1)		
Totals	27	8	35	1.5(-12)		6	1	Totals	19	9	- 28	2.0(-9)	6(-7)	2	2
Playoffs															
L- NYG 1/13/08	0	2	2												
2006 (Dallas)								2008 (Dallas)							
Game	ST	AT	TT	Sks-Yds	Tkl/Ls	QB Prs	PBU	Game	ST	AT	TT	Sks-Yds	Tkl/Ls	QB Prs	PBU
L- @ Jac 9/10	2	0	2			1(-4)		W- @ Cle 9/7	1	1	2		1(-3)	2	
W- Was 9/17	1	1	2	1.0(-8)			1	W- Phi 9/15	0	1	1			1	
W- @ Ten 10/1	2	2	4			1		W- @ GB 9/21	0	2	2			1	
L- @ Phi 10/8	2	0	2				1	L- Was 9/28	3	2	5			1	1
W- Hou 10/15	2	1	3					W- Cin 10/5	5	3	8				1
L- NYG 10/23	2	1	3					L- @ Ari 10/12	2	2	4		1(-1)	2	
W- @ Car 10/29	2	0	2			1		L- @ STL 10/19	4	2	6				
L- @ Was 11/5	3	2	5			1		W- TB 10/26	2	6	8		1(-2)	1	
W- @ Ari 11/12	3	1	4					L- @ NYG 11/2	1	3	4				
W- Ind 11/19	2	1	3		1(-2)			W- @ Was 11/16	2	2	4			1	
W- TB 11/23	1	2	3				1	W- SF 11/23	1	1	2			1	
W- @ NYG 12/3	2	0	2					W- Sea 11/27	2	2	4		1(-1)	1	
L- NO 12/10	2	4	6					L- @ Pit 12/7	2	2	4		1(-2)	2	
W- @ Atl 12/16	3	1	4					W- NYG 12/14	0	2	2			2	
L- Phi 12/25	2	1	3					L- BAL 12/20	2	5	7	1.0(-6)		1	
L- Det 12/31								L- @ Phi 12/28	1	1	2				
Totals	31	17	48	1.0(-8)	2(-6)	3	3	Totals	28	37	- 65	1.0(-6)	5(-9)	16	2
Playoffs															
L- Sea 1/6/07	0	1	1			2									

2009 (Dallas)

Game	ST	AT	TT	Sks-Yds	Tkl/Ls	QB Prs	PBU
W-@ TB 9/13	2	1	3			2	1
L-NYG 9/20	0	2	2				1
W-Car 9/28	0	2	2				
L-@ Den 10/4	3	2	5	1.0(-7)		1	
W-@ KC 10/11	3	3	6			2	
W-Atl 10/25	3	0	3	1.0(-9)		1	
W-Sea 11/1	2	1	3			1	
W-@ Phi 11/8	2	2	4			1	
L-@ GB 11/15	1	2	3			2	
W-Was 11/22	2	1	3			2	
W-Oak 11/26	2	2	4				
L-@ NYG 12/6	0	1	1			1	
L-SD 12/13	3	0	3		1(-1)		
W-@ NO 12/19	1	1	2	0.5(-4)		1	
W-@ Was 12/27	2	1	3		1(-1)	1	
W-Phi 1/3/10	1	2	3			1	
Totals	27	23	50	2.5(-20)	2(-2)	16	2

Playoffs

W-Phi 1/9/10	1	0	1			3	
L-@ Min 1/17/10	4	2	6			1	
Totals	5	2	7			4	

2010 (Dallas)

Game	ST	AT	TT	Sks-Yds	Tkl/Ls	QB Prs	PBU
L-@ Was 9/12	1	1	2				
L-Chi 9/19	1	0	1				1
W-@ Hou 9/26	1	1	2				
L-Ten 10/10	2	2	4			1(-1)	2
L-@ Min 10/17	1	2	3				
L-NYG 10/25	2	2	4				
L-Jac 10/31	3	2	5				
L-@ GB 11/7	2	1	3				
W-@ NYG 11/14				RESERVE/INJURED-Calf			
W-Det 11/21				RESERVE/INJURED-Calf			
L-NO 11/25				RESERVE/INJURED-Calf			
W-@ Ind 12/5				RESERVE/INJURED-Calf			
L-Phi 12/12				RESERVE/INJURED-Calf			
W-Was 12/19				RESERVE/INJURED-Calf			
L-@ Ari 12/25				RESERVE/INJURED-Calf			
W-@ Phi 1/2/11				RESERVE/INJURED-Calf			
Totals	13	11	24		1(-1)	3	

ANTHONY SPENCER

93 • Linebacker

6-3 • 254 • 1/23/84

Purdue • D1 for '07 (26th overall)

NFL: 5th Year • Cowboys: 5th Year

Games/Starts: 2010-16/16; Career-60/38

Postseason: 2010-0/0; Career-3/2



PRO: Now entering his fifth pro season and third overall as a starter, Anthony Spencer will look to elevate his production at outside linebacker while combining with perennial All-Pro DeMarcus Ware to give the team a feared outside linebacker duo. Spencer took over the starting role in 2009 with the departure of Greg Ellis via free agency. In his first season as a starter, Spencer started all 16 regular season games and both play-off games to finish with then career-highs in tackles (98 - third on the team), sacks (6.0 - tied for second), pressures (36 - second on the team) and tackles for losses (nine - team-best) to go along with his first career interception. He once again started all 16 games in 2010 and set a career-high in tackles with 105, while finishing second to Pro Bowler, Ware, in sacks (5.0) and pressures (14) and tying for the team lead with two forced fumbles. Spencer was a solid choice as the 26th pick in the first round of the 2007 NFL Draft and played in all 16 games with six starts as a rookie. He saw time in 12 games in his second season, missing time due to injury. Although his first season as the full-time starter got off to a slow start in terms of sacks, Spencer proved he is a pressure player, racking up 19 quarterback hurries before notching his first two sacks of the season in Week 10. He is strong enough to bull rush opposing linemen, fast enough to offer a change of pace and provides the Cowboys with another pass rushing threat opposite Ware.

TRANSACTION SUMMARY:

4/28/07: Drafted in the first-round (26th overall) by Dallas.

2010:

- Started all 16 games for the second time in his career and finished with a career-high 105 tackles (fourth on the team), 5.0 sacks (second), 14 pressures (second), one tackle for loss, two pass breakups, two forced fumbles and two fumble recoveries.
- Recorded three tackles and one pressure at Washington (9/12) as the defense held the Redskins offense without a touchdown for the third consecutive game.
- Tied for third on the team with seven tackles and recorded his first sack against Chicago (9/19) while helping hold the Bears offense to one-of-11 on third down (9.1%) - the lowest since the defense held the N.Y. Giants to one-of-11 (10/16/05 - OT).
- Recorded six tackles, two pressures and a forced fumble that was recovered by Terence Newman leading to a field goal at Houston (9/26).
- Had nine tackles against the N.Y. Giants (10/25).
- Notched six tackles, one tackle for loss, one sack and two pressures against Jacksonville (10/31).
- Posted a season-high 10 tackles - third on the team - and added one pressure at Green Bay (11/7).

- Added eight tackles and recovered a fumble at the N.Y. Giants (11/14).
- Recorded eight tackles and one pressure against Detroit (11/21).
- Tied for the team lead with eight tackles and added one pass breakup at Arizona (12/25) as the defense held the Cardinals to just two-of-11 (18.2%) on third downs.
- Finished with seven tackles, one pressure, one forced fumble and two sacks to tie his single-game career-high and give him his fourth career multi-sack game, at Philadelphia (1/2/11).

2009:

- Started all 16 games for the first time in his career and had career-highs in tackles (98 - third on the team), sacks (6.0 - third on the team), pressures (36 - second on the team) and a team-best nine tackles for losses.
- In the season-opening win at Tampa Bay (9/13), had five tackles and a pressure before notching four tackles, a pass breakup and two tackles for loss in the Cowboys Stadium opener against the N.Y. Giants (9/20).
- Had four tackles, two pressures and a break up against Carolina (9/28) - Dallas' first win at Cowboys Stadium.
- In the overtime win at Kansas City (10/11), had five tackles, two tackles for losses and three pressures.
- Tied for third on the team with eight tackles with one pressure against Atlanta (10/25).
- In the win against Seattle (11/1), was in on three tackles with four pressures and two breakups.
- Tallied a career-best 10 tackles with two for losses and a pressure at Green Bay (11/15).
- Added nine tackles, two pressures, two breakups and the first interception of his career to help preserve the win against Washington (11/22).
- Tied for second on the team with a career-high tying 10 tackles while leading the defense with 2.0 sacks - his first career multiple-sack game and his first sacks of the season - in the Thanksgiving Day win over Oakland (11/26).
- Led the team with two tackles behind the line of scrimmage and a career-best five pressures with a forced fumble and six tackles at the N.Y. Giants (12/6).
- Had eight tackles and four pressures against San Diego (12/13) before tacking on seven tackles, 1.5 sacks, three pressures, a breakup and a fumble recovery at previously undefeated New Orleans (12/19).
- Had five tackles and half a sack as Dallas clinched a playoff berth in the shutout win at Washington (12/27).
- Had five tackles, two sacks, two pressures and a forced fumble in the season finale against Philadelphia (1/3/10) as the Cowboys posted back-to-back shutouts for the first time in franchise history and claimed their 17th NFC East Division crown.
- In the Wild Card Playoff Game against Philadelphia (1/9/10) had three tackles, one sack, a tackle for a loss, a pass breakup and three pressures as he made his first career postseason start and Dallas claimed its first playoff win since 1996.
- Had a career-high 14 tackles with a sack, two tackles for a loss and a pressure in the Divisional Playoff loss at Minnesota (1/17/10).

2008:

- Played in 12 games to tally 59 tackles, 1.5 sacks, six quarterback pressures, one pass breakup and a fumble recovery.
- Also made seven special teams tackles.
- Underwent knee surgery on Aug. 20 and missed the rest of the preseason.
- Made his season debut against Philadelphia (9/15) to the tune of two tackles.
- Had his first career kickoff return for 18 yards against Washington (9/28) after recovering a pop-up kick from Shaun Suisham while also contributing two special teams tackles.
- Recorded two tackles and a fumble recovery against Cincinnati (10/5).
- At Arizona (10/12) posted three tackles before suffering a hamstring injury.
- Returned to action at the N.Y. Giants (11/2) after missing the previous two games (hamstring) and notched eight tackles and one quarterback pressure.
- Registered three tackles, one sack and a quarterback pressure against San Francisco (11/23).
- Finished with eight tackles and a half sack against the N.Y. Giants (12/14).
- Posted a season-best nine tackles and two quarterback pressures against Baltimore (12/14).
- Tied a season-high with nine tackles at Philadelphia (12/28).

2007:

- Started the first six games of the season to become the fourth Dallas rookie linebacker to start a season-opener (Lee Roy Jordan-1963, Robert Jones-1992, Ware-2005) and played in all 16 games at linebacker.
- Tallied 27 tackles, 3.0 sacks (tied for fourth on team), three tackles for loss and 11 special teams tackles.
- Made his NFL debut as the starter at outside linebacker in place of Ellis against the N.Y. Giants (9/9) and tied for the team lead in quarterback pressures with two and added four tackles.
- Recorded the first sack of his career along with two tackles, one tackle for a loss and one special teams stop at Chicago (9/23).
- Posted eight tackles and one tackle for a loss at Buffalo (10/8).
- Had his second sack of the year along with one tackle, one pass breakup and two stops on special teams at the N.Y. Giants (11/11).
- Against Philadelphia (12/16) recorded two tackles, a sack, one pressure, one forced fumble and two special teams tackles.
- In his postseason debut against the N.Y. Giants (1/13/08), posted one tackle and a stop on special teams.

COLLEGE:

- Started 36-of-47 games at Purdue, recording 155 tackles (106 solos), two fumble recoveries, 13 pass deflections and a blocked kick.
- Ranked fifth in school history with 21.0 sacks and seventh with 44 tackles for a loss. His 11 forced fumbles ranked second in school history.
- Earned first-team All-American honors from *The NFL Draft Report*, second-team honors from Rivals.com and the Walter Camp Football Foundation, third-team honors from The Associated Press and honorable mention from *Pro Football Weekly*.
- Was a finalist for the Ted Hendricks Award, given to the top defensive end in the nation, and a quarterfinalist for the Lott Trophy, given to the defensive impact player of the year.
- Defensive co-captain as a senior at strongside defensive end, ranking second on the team with a career-high 93 tackles (69 solos) and led the team with 10.5 sacks - good for seventh in school history.

- Also added 26.5 tackles for a loss, which ranked first in the Big Ten - second in the nation, second in school history and fifth in Big Ten history. Also had five quarterback pressures, one blocked kick, six pass deflections, five forced fumbles, and one fumble recovery.
- Started all 11 games at strongside defensive end as a junior and posted 23 tackles (16 solos), three sacks, 7.5 tackles for a loss, three forced fumbles, one fumble recovery and one pass deflection.
- As a sophomore, was named to Ted Hendricks Award watch list and went on to earn All-Big Ten Conference honorable mention from the league's coaches and media. Started every game at strongside defensive end and tied for the conference lead with three forced fumbles along with 33 tackles (18 solos), 7.5 sacks, 9.5 tackles for a loss and deflected six passes.
- Appeared in 10 games as a reserve defensive end but mostly played on special teams as a redshirt freshman and finished with six tackles. Played in just one of the first four games because of a foot injury he suffered in spring camp.

PERSONAL:

- Was a three-year starter at nose guard and fullback at Bishop Luers High School in Fort Wayne, Ind.
- Was a two-time all-state and three-time all-area and all-conference selection. Named the *Indianapolis Star's* Defensive Lineman of the Year as a senior, when his team won the Class 2A state championship.
- Posted 65 tackles, 24 tackles for a loss, 7.0 sacks, seven fumble recoveries and one interception. As a fullback, rushed for more than 600 yards and 13 touchdowns, averaging 9.1 yards-per-carry. Closed his career as the school's recordholder with 73 tackles for a loss and 27.0 sacks.
- Also lettered twice in basketball.
- Majored in African-American studies at Purdue and minored in law society.

COMMUNITY:

- 2007 Dallas Cowboys Rookie Club.
- 2011 participated in The Salvation Army Red Kettle Campaign, volunteering to ring a bell to raise donations.
- Annual team Holiday Hospital Visits.
- Salvation Army Angel Tree Christmas Program.
- Dallas Cowboys Kickoff Luncheon and Cowboys Family Cookbook benefitting Happy Hill Farm.
- Make-A-Wish Foundation of North Texas.

SPENCER'S COWBOYS TOTALS

Year Team	GP-GS	DEFENSE							INTERCEPTIONS					FUMBLES REC					
		ST	AT	TT	Sks- Yds	Tkl/ Ls	QB Prs	PBU	FF	No	Yds	Avg	Lg	TD	No	Yds	Avg	Lg	TD
2007 Dallas	16-6	14	14	- 28	3.0(-24)	3(-10)	7	0	1	0	0	0.0	0	0	0	0.0	0	0	0
2008 Dallas	12-0	24	35	- 59	1.5(-11)	0(0)	6	1	0	0	0	0.0	0	0	1	0	0.0	0	0
2009 Dallas	16-16	64	34	- 98	6.0(-59)	9(-21)	36	7	2	1	-3	-3.0	-3	0	2	0	0.0	0	0
2010 Dallas	16-16	62	43	- 105	5.0(-34)	1(-1)	14	2	2	0	0	0.0	0	0	1	0	0.0	0	0
Totals	60-38	164	126	- 290	15.5(-128)	13(-32)	63	10	5	1	-3	-3.0	-3	0	4	0	0.0	0	0
Playoffs																			
2007 Dallas	1-0	1	0	- 1	0.0(0)	0(0)	1	0	0	0	0	0.0	0	0	0	0	0.0	0	0
2009 Dallas	2-2	11	6	- 17	2.0(-12)	3(-4)	5	1	0	0	0	0.0	0	0	0	0	0.0	0	0
Totals	3-2	12	6	18	2.0(-12)	3(-4)	6	1	0	0	0	0.0	0	0	0	0	0.0	0	0

SINGLE-GAME BESTS

- Tackles** - 10 at Green Bay, 11/15/09, vs. Oakland, 11/26/09 and at Green Bay, 11/7/10
Playoffs - 14 at Minnesota, 1/17/10
Sacks - 2.0 vs. Oakland, 11/26/09, vs. Philadelphia, 1/3/10 and at Philadelphia, 1/2/11
Pressures - 5 at N.Y. Giants, 12/6/09

ADDITIONAL STATISTICS

- Special Teams Tackles** - 2007 (11), 2008 (7). **Totals: 18.**
Playoffs - 2007 (1).
Kickoff Returns - 2008 (1 for 18 yds.).

**SPENCER'S GAME-BY-GAME
DEFENSE**

Game	2007 (Dallas)							2008 (Dallas)								
	ST	AT	TT	Sks- Yds	Tkl/ Ls	QB Prs	PBU	Game	ST	AT	TT	Sks- Yds	Tkl/ Ls	QB Prs	PBU	
W- NYG 9/9	1	3	- 4				2	W-@ Cle 9/7								
W-@ Mia 9/16	2	2	- 4		1(-5)			W-Phi 9/15	1	1	- 2					
W-@ Chi 9/23	0	2	- 2	1.0(-10)	1(-4)			W-@ GB 9/21								
W-SIL 9/30	1	0	- 1					L-Was 9/28							1	
W-@ Buf 10/8	6	2	- 8		1(-1)	1		L-Was 10/5	0	2	- 2					
L-NE 10/14	1	0	- 1					L-@ Ari 10/12	3	0	- 3					
W-Min 10/21								L-@ SIL 10/19								
W-@ Phi 11/4	0	3	- 3					W-TB 10/26								
W-@ NYG 11/11	1	0	- 1	1.0(-12)		1		L-@ NYG 11/2	4	4	- 8				1	
W-Was 11/18	0	1	- 1					W-@ Was 11/16	1	0	- 1				1	
W-NYJ 11/22								W-SF 11/23	1	2	- 3	1.0(-9)			1	
W-GB 11/29						2		W-Sea 11/27	2	5	- 7					
W-@ Det 12/9								L-@ Pit 12/7	3	4	- 7				1	
L-Phi 12/16	2	0	- 2	1.0(-2)		1		W-NYG 12/14	2	6	- 8	0.5(-2)				
W-@ Car 12/22								L-BAL 12/20	4	5	- 9				2	
L-@ Was 12/30	0	1	- 1					L-@ Phi 12/28	3	6	- 9					
Totals	14	14	- 28	3.0(-24)	3(-10)	7		Totals	24	35	- 59	1.5(-11)			6	1
Playoffs																
L- NYG 1/13/08	1	0	- 1			1										

SPENCER'S GAME-BY-GAME DEFENSE, (cont.)

2009 (Dallas)								2010 (Dallas)							
Game	ST	AT	TT	Sks-Yds	Tkl/Ls	QB Prs	PBU	Game	ST	AT	TT	Sks-Yds	Tkl/Ls	QB Prs	PBU
W-@ TB 9/13	5	0	5			1		L-@ Was 9/12	3	0	3				
L-NYG 9/20	2	2	4		2(-2)	1		L-Chi 9/19	5	2	7	1.0(-7)			
W-Car 9/28	3	1	4			2	1	W-@ Hou 9/26	1	5	6			2	1
L-@ Den 10/4	1	3	4			3		L-Ten 10/10	5	2	7	1.0(-7)			
W-@ KC 10/11	4	1	5		2(-8)	3	1	L-@ Min 10/17	2	4	6				2
W-Atl 10/25	4	4	8			1		L-NYG 10/25	4	5	9				
W-Sea 11/1	1	2	3			4	2	L-Jac 10/31	4	2	6	1.0(-8)	1(-1)		2
W-@ Phi 11/8	3	2	5			1		L-@ GB 11/7	7	3	10				1
L-@ GB 11/15	6	4	10		2(-4)	1		W-@ NYG 11/14	5	3	8				
W-Was 11/22	5	4	9			2	1	W-Det 11/21	4	4	8				1
W-Oak 11/26	6	4	10	2.0(-19)	1	1		L-NO 11/25	1	3	4				1
L-@ NYG 12/6	5	1	6		2(-3)	5		W-@ Ind 12/5	5	2	7				
L-SD 12/13	6	2	8			4		L-Phi 12/12	3	2	5				2
W-@ NO 12/19	5	2	7	1.5(-14)		3	1	W-Was 12/19	0	4	4				
W-@ Was 12/27	4	1	5	0.5(-7)	1(-4)	2		L-@ Ari 12/25	6	2	8				
W-Phi 1/3/10	4	1	5	2.0(-19)		2		W-@ Phi 1/2/11	7	0	7	2.0(-12)		1	1
Totals	64	34	98	6.0(-59)	9(-21)	36	7	Totals	62	43	105	5.0(-34)	1(-1)	14	2
Playoffs															
W-Phi 1/9/10	2	1	3	1.0(-8)	1(-2)	3	1								
L-@ Min 1/17/10	9	5	14	1.0(-4)	2(-2)	2									
Totals	11	6	17	2.0(-12)	3(-4)	5	1								

DeMARCUS WARE

94 • Linebacker


6-4 • 267 • 7/31/82

Troy • D1a for '05 (11th overall)

NFL: 7th Year • Cowboys: 7th Year

Games/Starts: 2010-16/16; Career-96/95

Postseason: 2010-0/0; Career-4/4



PRO: When the Cowboys chose DeMarcus Ware with the 11th overall pick in the 2005 NFL Draft, they were looking for an explosive playmaker on defense. Through six seasons, Ware has emerged as one of the most dominating defensive players in the league and has been named a starter to the NFC Pro Bowl squad in each of the five previous seasons. He owns four of the top-five sack figures by a club linebacker, has started 99-of-100 games in his career and has logged 17 multiple-sack games. Ware posted double-digit sack numbers for each of the past five seasons and led the league in 2010 with 15.5. Along with his NFL-best 20.0 in 2008, Ware is only the fifth league defender to finish a season atop the sack list in multiple seasons. He is also just the ninth player with five-or-more 10-plus sack seasons since sacks became official in 1982. In 2008 he opened the season with a sack in seven straight games, and, with the three consecutive he had at the end of the 2007 season, he tied Simon Fletcher for the longest streak in league history (10) since sacks became official. Ware led the Cowboys with a then club linebacker record 11.5 sacks in 2006, becoming the first Cowboy to record 10-or-more sacks in a season since Tony Tolbert (12.0 in 1996). He upped that total in 2007 to establish a then-club linebacker record with 14.0 sacks while also becoming the first Cowboy to log back-to-back double-digit sack seasons since Charles Haley (12.5 - 1994, 10.5 - 1995). With registering a double-digit sack total again in 2009, Ware became the third Cowboy defender - first since 1971 - with three consecutive 10-plus sack seasons. As a rookie, Ware tied Greg Ellis for the team lead with eight sacks, becoming just the second rookie in club history to lead or tie for the team lead in sacks since Jimmie Jones in 1990. Ware is the first player in franchise history to lead or tie for the team lead in sacks through each of his first six seasons with the team, and since entering the league in 2005, no player as more sacks than his 80.0.

PRO BOWLS



TRANSACTION SUMMARY:

10/26/09: Signed a six-year contract extension.

4/23/05: Drafted in the first round (11th overall) by Dallas.

2010:

- Earned his fifth straight trip to the Pro Bowl as a starter after leading the NFL with 15.5 sacks - the second time in his career he led the league in sacks.
- Became the fifth defender since sacks became official to lead the league in sacks on multiple occasions.

- His 15.5 sacks were the second-most in his career (20.0 in 2008) and the second-most by a club linebacker.
- Is the only defender currently in the league with five consecutive 10-plus sack seasons while his five are tied for the fifth-most consecutive seasons with 10-or-more sacks.
- Tied his career-high with three sacks in two games and had multiple sack games two other times.
- Since 2005, has seven games with 3.0 sacks - the most in the league over that span - and 17 multi-sack games - the third-most by a Dallas defender in team history.
- Also finished the year with 108 tackles, the second-most in a season in his career (110 in 2008), nine stops behind the line of scrimmage, 36 pressures, two fumble recoveries - one returned for a touchdown - and a forced fumble.
- Nominated as a team captain by his teammates.
- In the season opener at Washington (9/12), notched seven tackles, one sack, two tackles for losses and two pressures as the defense held the Redskins out of the end zone for the third straight game.
- Helped hold the Bears (9/19) to one-of-11 (9.1%) on third downs while finishing third on the team with seven tackles along with four pressures, a deflection and one tackle for loss.
- Tied his career-high with 3.0 sacks, led the team with three tackles for losses and three pressures with eight sacks to earn NFC Defensive Player of the Week honors in the win at Houston (9/26).
- Tied for the team lead with nine tackles and two sacks, adding two pressures against Tennessee (10/10).
- Second on the team with nine stops with one sack, his third straight game with a sack, and two hurries at Minnesota (10/17).
- Notched three tackles, one sack (fourth consecutive game with a sack), three pressures and a fumble recovery against the N.Y. Giants (10/25).
- In Jason Garrett's first win as the interim head coach, finished third on the team with a season-best 10 tackles, along with the N.Y. Giants (11/14).
- Split a sack with Jay Ratliff and tallied six tackles and three pressures in the win over Detroit (11/21).
- On Thanksgiving Day against New Orleans (11/25), had four tackles, two pressures and a sack.
- In the overtime win at Indianapolis (12/5), recorded four tackles with one for a loss before tacking on four tackles and three pressures against Philadelphia (12/12).
- Against Washington (12/19), led the team with a pair of sacks with six tackles, one for a loss, one pressure and a forced fumble as the defense notched five sacks - the most since five against Baltimore (12/20/08).
- Topped 10.0 sacks for the season against the Redskins for his fifth straight season with 10-plus sacks.
- Christmas night at Arizona (12/25), finished with six tackles, one sack and three pressures.
- In the season finale at Philadelphia (1/2/11), tied his career-high with three sacks with a 17-yard fumble return for a touchdown, nine tackles and four pressures. His fumble return was his third career return for a touchdown. His 3.0 sacks gave him 80.0 for his career for second in club history behind Jim Jeffcoat (94.5).

2009:

- Named to his fourth consecutive Pro Bowl as a starter after leading the team with 11.0 sacks, a career-high 45 pressures and five forced fumbles.
- Tied for fourth in the NFC (tied for tops among linebackers) and tied for seventh in the NFL (tied for third among linebackers) with 11.0 sacks.
- Finished fourth on the club with 93 tackles.
- Named NFC Defensive Player of the Week following the New Orleans game where he had two tackles, two sacks and two forced fumbles in the Cowboys 24-17 win, handing the Saints their first loss of the season and holding them to their lowest point total of the year. His first forced fumble led to a Dallas field goal and his second sealed the game in the final seconds of the fourth quarter. The Player of the Week award was his third career Player of the Week Award - previously won in Week 16, 2005 and Week 15, 2008. He was the first Cowboys linebacker to be honored three times.
- With his 11.0 sacks in 2009, he was just the third Cowboy to record 10+ sacks in four consecutive seasons and became the only player in the NFL with at least 10.0 sacks in each of the past four seasons. His 56.5 sacks over that period are the most in the league.
- In the season opener at Tampa Bay (9/13), recorded seven tackles and three pressures after returning from a blow to the head on the first defensive series that caused him to miss the remainder of that series.
- Finished with eight tackles, a season-high five quarterback pressures, one pass breakup and recorded the first two sacks of his season - the 10th multiple-sack game of his career - at Kansas City (10/11).
- Posted five tackles, one pressure and two sacks, forcing a fumble on one of the sacks that was recovered by Spencer, against Atlanta (10/25). Marked the 11th multi-sack of his career and his first back-to-back games with multiple sacks.
- Had eight tackles, two pressures and one sack against Seattle (11/1) to extend his sack streak to three consecutive games - the eighth time in his career he has had a streak of three-or-more games with a sack.
- At Green Bay (11/15) finished with seven tackles, four pressures and 2.0 sacks - his third multiple-sack game of the season and 12th of his career.
- Recorded a career-best seven quarterback pressures along with six tackles and a sack, on which he forced a fumble to end the half against Oakland (11/26).
- Finished second on the team with seven tackles, added one sack - the Cowboys only sack of the game - one tackle for loss and three pressures against the N.Y. Giants (12/6).
- Had four tackles, one tackle for loss and two pressures before leaving the game early in the fourth quarter with a neck strain against San Diego (12/13).
- Did not start at New Orleans (12/19) for the first time of his career after returning from a neck sprain and playing mostly in passing situations. Finished with two tackles, two sacks - the 13th multiple sack game of his career and the fourth-most multiple sack games in team history since sacks became an official stat. His two sacks upped his season sack total to 11.0 to give him four straight seasons with 10-or-more sacks. He was the only player in the league to accomplish the feat over the previous four seasons and became just the third Cowboy player to ever do it and first since sacks became an official statistic. He also had three pressures and two forced fumbles, both recovered by Dallas with one leading to a field goal and the second one to end the game and give Dallas the win over previously undefeated New Orleans.
- In the playoff-clinching win at Washington (12/27), had five tackles and three pressures as the defense forced a shutout for the first time since a 27-0 win at Washington (12/14/03).
- Had two tackles and one tackle for loss as the defense pitched back-to-back shutouts for the first time in team history to clinch the NFC East Division title against Philadelphia (1/3/10).
- Finished third on the team with five tackles while leading the team with 2.0 sacks - his first career multiple-

sack playoff game - against Philadelphia (1/9/10). Also marked the first multi-sack playoff game by a Cowboy since Chad Hennings had a pair at Pittsburgh in Super Bowl XXX (11/28/96). He also became just the ninth Dallas defender with multiple sacks in a postseason game since sacks became official.

- Recorded eight tackles - a postseason career-best - with one sack and two pressures at Minnesota (1/17/10). His sack upped his career postseason total to 4.0 to break a tie with Ed Jones and Harvey Martin (3.0 each) and tie Chad Hennings, Leon Lett and Russell Maryland for fourth all-time in club postseason history.

2008:

- Selected to his third consecutive Pro Bowl after pacing the league, establishing an official club record and tying Derrick Thomas for sixth in league history with 20.0 sacks.
- Had a career-high 110 tackles - his first 100-tackle season - while also leading the team in tackles for losses (eight) and forced fumbles (six) and finishing second with 20 pressures.
- Had a sack in his fourth consecutive game - dating back to the 2007 season - along with seven tackles, two pressures and a forced fumble on the sack in the season-opening win at Cleveland (9/7).
- Had a sack to mark the first time in his career he opened the season with a sack in each of the first two games, six tackles and one pressure in the home-opening win against Philadelphia (9/15).
- Extended his sack streak to seven games (the fourth-longest streak in club history) along with a season and career-high 11 tackles against Washington (9/28).
- Tied George Andrie for the third-longest streak in team history with a sack in his eighth straight game along with five tackles, one for a loss and three pressures against Cincinnati (10/5).
- In the overtime loss at Arizona (10/12), had five tackles, one for a loss, three pressures and a sack - ninth consecutive game with a sack tying the second-longest streak in league and team history (since 1982).
- Tied his season high with 11 tackles and tied his single-game career-high with three sacks to tie Simon Fletcher for the longest sack streak in the NFL since sacks became official in the loss at St. Louis (10/19).
- Finished with seven tackles, two pressures and a breakup as the defense did not allow a touchdown against Tampa Bay (10/26). Did not record a sack for the first time in the last 11 games, ending his streak at 10.
- Had seven tackles, a forced fumble and his 10th sack of the season - third consecutive 10-plus sack season - at the N.Y. Giants (11/2).
- Notched his 11th sack of the season - the third-highest linebacker single-season total in club history - to go with six tackles, two pressures and a deflection at Washington (11/16).
- On Thanksgiving Day against Seattle (11/27), led the team with a career-high tying three sacks - his second three-sack game of the season and fourth of his career - to give him 15.0 on the season, establishing a single-season career-high and club linebacker record. Added three tackles and one for a loss before leaving the game at the end of the third quarter with a knee injury.
- Started and played the entire game at Pittsburgh (12/7) with a knee brace and finished with eight tackles, a sack and a pressure. The sack gave him his 16th on the season to up his club record since sacks became an official stat in 1982 and mark the most since Randy White had 16.0 in 1978.
- Had his third three-sack game of the season, fifth of his career and ninth career multi-sack game against the N.Y. Giants (12/14). Upped his career sack figure to 52.5, the 11th player in team history to reach 50.0. Reached the mark in 62 games, tying Tim Harris as the fourth-fastest league defender to 50. His 19.0 sacks tied him with Mark Gastineau (N.Y. Jets - 1983), Clyde Simmons (Phi - 1992) and Bruce Smith (Buf - 1990) for eighth in a season in league history.
- Also added seven tackles, two pressures and two forced fumbles on two of his sacks in the Giants game.
- Finished third on the team with eight tackles along with a sack - his 20th of the season - two tackles for losses and two forced fumbles in the final game at Texas Stadium against Baltimore (12/20).
- Tied his season-high with 11 tackles with one for a loss and a hurry in the finale loss at Philadelphia (12/28).

2007:

- One of an NFL record 13 Cowboys in the Pro Bowl - his second consecutive selection as a starter.
- Was a First-Team All-Pro by the Associated Press and named to the All-NFL Team by the Pro Football Writers.
- Was second in the league - first among linebackers - with a club linebacker record 14.0 sacks (the most by a Dallas defender since Jim Jeffcoat had 14.0 in 1986.)
- With his 11.5 sacks in 2006 and the 14.0 in 2007, was the first Dallas defender to have back-to-back double-digit sack totals since Haley (12.5 in 1994 and 10.5 in 1995).
- Along with Ellis' 12.5 sacks, the duo became Dallas' first pass rushing tandem to record 10-or-more sacks each in a season since Ed Jones (13.0) and Jeffcoat (12.0) in 1985.
- Also led the team in quarterback pressures (27), tackles for losses (eight) and forced fumbles (four) while finishing fifth with 80 tackles.
- Had a breakout game at Chicago (9/23), recording his third career multiple-sack game with the first two sacks of the season while also leading the team with three quarterback pressures.
- Had six tackles, three pressures, a pass deflection that led to a Terence Newman interception and 1.5 sacks, one with a forced fumble, at Buffalo (10/8).
- With a takedown of Tom Brady against New England (10/14), logged his fourth consecutive game with a sack - tying the longest streak of his career. Added a then career-high 10 tackles.
- At Philadelphia (11/4) tied for the team lead with eight tackles with 1.5 sacks - his fifth career multi-sack game.
- Tied his then career-best with 10 tackles along with his eighth sack of the season at the N.Y. Giants (11/11).
- Notched his fourth multi-sack game of the season with two at Carolina (12/22).
- In the Divisional Playoff loss to the N.Y. Giants (1/13/08), finished with four tackles, a pressure and a sack.

2006:

- Finished his second season with 11.5 sacks, the most ever by a Cowboys linebacker, breaking Anthony Dickerson's record of 10.5 in 1983.
- Named a starter on the NFC Pro Bowl team and was also named second-team All-Pro by The Associated Press and first-team All-NFC by The Pro Football Writers Association.
- Became the first Cowboy to have 10-plus sacks in a season since defensive end Tolbert had 12.0 in 1996.
- Became the only player in Cowboys history to have led or tied for the team lead in sacks in each of his first two pro seasons while also becoming the first Cowboy since Roy Williams in 2002 and the first linebacker since Dexter Coakley in 2001 to score two defensive touchdowns in a season.
- Finished fifth on the team with 82 tackles, and led the team with five tackles for a loss and five forced fumbles while finishing fourth on the team with four quarterback pressures.
- Recorded his first sack of the season in the win over Washington (9/17). Also had four tackles as the Cowboys held the Redskins to just three points.

- At Philadelphia (10/8) had his first career fumble recovery, catching a Donovan McNabb fumble following an Ellis sack and returning it 69 yards for his first NFL touchdown. The 69-yard return was the seventh-longest in club history. It was also the team's longest defensive touchdown return by a non-defensive back since 1999, when Ellis returned a fumble 98 yards for a touchdown against Arizona.
- Against the N.Y. Giants (10/23) recorded a season-high eight tackles and his third sack of the season while forcing a Tiki Barber fumble before halftime which was recovered by Bradie James.
- Had 3.0 sacks, three forced fumbles and five tackles at Carolina (10/29).
- In a loss to Washington (11/5), tied for the team lead with six tackles, all solo, while adding his first career pass breakup and his fourth sack of the season.
- Notched his fifth sack in Arizona (11/12), forcing his second fumble of the season on the play.
- Added his sixth sack of the year against Indianapolis (11/19) and also forced a fumble as the Colts suffered their first loss of the season and were held to a season-low 14 points.
- Logged his first career interception, picking off a Michael Vick pass and outrunning him for a 41-yard touchdown - his second of the season - at Atlanta (12/16).
- Also had six tackles, forced a fumble and split a sack with Bobby Carpenter.
- Tied a career-high with three sacks in the season finale against Detroit (12/31) and finished with eight tackles.
- In his playoff debut in Seattle (1/6/07), had one tackle for a loss.

2005:

- In tying Ellis with a team-best 8.0 sacks, Ware joined Jones (1990) as the only rookies to lead or tie for the team lead in sacks.
- The eight sacks were good for second in the league among rookies and third among club rookies behind Willie Townes (1966) and Martin (1973), who had 9.0.
- Added 65 tackles (fifth on the team and first among club rookies) with a club-best 11 tackles for a loss, 19 quarterback pressures (second on the team) and tied for the team lead with three forced fumbles.
- Posted 41 tackles, 4.0 sacks, seven tackles for a loss, three forced fumbles and 10 quarterback pressures through the final eight games of the season.
- Made his NFL debut in the season opener at San Diego (9/11), and posted three tackles, a tackle for a loss and a quarterback pressure.
- Recorded his first career sack at San Francisco (9/25) when he took down Tim Rattay.
- Against the N.Y. Giants (10/16) recorded a sack for the fourth straight game, the longest streak on the team since 2004 when Ellis did it from Week 2 to Week 5.
- Against Arizona (10/30) posted four tackles and three quarterback pressures, including one that led to Anthony Henry's interception and 58-yard return for a touchdown.
- Earned NFL Defensive Rookie of the Month honors in October after recording 16 tackles, three sacks and seven quarterback pressures to help Dallas go 3-2.
- At the N.Y. Giants (12/4) finished second on the team with seven tackles along with two tackles for a loss and a season-high four pressures, one of which led to an Aaron Glenn interception in the end zone.
- Named NFC Defensive Player of the Week and the Diet Pepsi Rookie of the Week for his play at Carolina (12/24), when he tied Randy White's rookie record with three sacks. He forced a fumble on all three sacks, becoming the first Cowboy to force three fumbles in a game since 1984, when records were first kept. Was also second on the team with a career-high eight tackles and had a tackle for a loss.
- Against St. Louis (1/1/06) recorded his eighth sack of the season, tying the team high, as the Rams were held to 253 total yards.

COLLEGE:

- As a senior, earned third-team All-America, All-Sun Belt, and Sun Belt Defensive Player of the Year honors, finishing with 53 tackles, 29 pressures, 19 tackles for a loss, a career-high 10.5 sacks and four forced fumbles to lead Troy to its first bowl appearance.
- Finalist for the Ted Hendricks Award, which is given annually to the top defensive end in college football.
- As a junior, started every game at left defensive end and logged 62 tackles, a career-high 32 pressures, 16 tackles for a loss, six sacks and a career-high five forced fumbles to earn first-team All-Independent honors from ESPN and *College Football News*.
- Began his sophomore year as a reserve but assumed the starting role at left end in Week 2 of the season and finished with career-highs for tackles (72) and tackles for a loss (20), with 13 pressures and nine sacks.
- As a true freshman, played in eight games as a reserve defensive end and tallied 14 tackles, three tackles for a loss and a pair of sacks.

PERSONAL:

- DeMarcus Ware played football only during his junior and senior seasons at Auburn, Ala., High School.
- Earned all-area honors as a senior, posting 55 tackles and seven sacks while also earning most valuable linebacker, wide receiver and leadership honors from the team.
- Also a member of the basketball, baseball and track teams.
- Graduated from Troy with a degree in business information systems, becoming the first member of his family to graduate from college.
- He and wife, Taniqua, have a daughter, Marley, and a son, DeMarcus Jr.

COMMUNITY:

- 2005 Dallas Cowboys Rookie Club.
- Ribbon cutting ceremony for the Dallas Cowboys/Rent-A-Center RAC Room, a teen recreational room located at the Oak Cliff Boys and Girls Club.
- 2006-11 Chair for the Taste of the NFL: The Ultimate Cowboys Tailgate Party for the North Texas Food Bank.
- Dallas Cowboys Draft Day/Fan Appreciation Party.
- 2007 Ware and wife, Taniqua - formerly in the Air Force - participated in the Welcome Home A Hero program at DFW International Airport which included welcoming home the 500,000th soldier to take part in the R&R program.
- Children's Cancer Fund Fashion Show & Luncheon hosted by Staubach and Aikman.
- Dallas Cowboys Early Thanksgiving Day Meal at The Salvation Army.
- 2006 Duncanville Ford Christmas Toy Drive.
- April 2007, joined teammates, Roy Williams, Tony Romo and Terence Newman to attend The Salvation Army National Advisory Organizations Conference.
- 2007 Arlington National Youth Volunteer Day, spoke to a group of youth about the importance of education and volunteerism.

- 2007 Arlington Public Library Celebrity Reads Poster Project - designed to encourage the importance of reading. Ware's 'Poster' featured him with his favorite classic novel Of Mice and Men.
- 2008-10 Poker for Pets for SPCA of Texas.
- 2008 Dallas Cowboys Fitness Zone Dedication Event at Boys & Girls Clubs of Arlington.
- 2008 Dallas Cowboys Fitness Zone Dedication Event at Arlington The Salvation Army.
- 2008-10 Dallas Cowboys Youth Football Camps.
- 2009 Chopsticks for Cowboys benefitting the Rich Behm Family Trust.
- 2009 NFL Play 60 Public Service Announcement at the White House with President Obama.
- 2010 University of Phoenix Play it Forward Award winner benefitting Happy Hill Farm for his commitment to community.
- 2011 various Super Bowl XLV community events.
- 2011 Represented the Dallas Cowboys and the Cowboys Salvation Army Play 60 youth football team on the Fox Pregame Declaration of Independence Super Bowl Tribute.
- 2011 Guest speaker at the Built Ford Tough High School Football Player Award Banquet.
- Dallas Cowboys NFL United Way NFL Play 60 Hometown Huddle Events.
- Dallas Cowboys & NFL Play 60 Spokesperson.
- Annual team Holiday Hospital Visits.
- Salvation Army Angel Tree Christmas Program.
- Dallas Cowboys Kickoff Luncheon and Cowboys Family Cookbook benefitting Happy Hill Farm.
- Cowboys/NFL "Live United" team representative for the United Way.
- Christmas Party for The Family Place.
- Support of Jonathan's Place.
- Make-A-Wish Foundation of North Texas.

WARE'S COWBOYS TOTALS

Year Team	GP-GS	DEFENSE										INTERCEPTIONS				FUMBLES REC			
		ST	AT	TT	Sks-Yds	Tkl/Ls	QB Prs	PBU	FF	No	Yds	Avg	Lg	TD	No	Yds	Avg	Lg	TD
2005 Dallas	16-16	43	22	- 65	8.0(-47)	11(-21)	19	0	3	0	0	0.0	0	0	0	0.0	0	0	0
2006 Dallas	16-16	61	21	- 82	11.5(-89)	5(-8)	4	3	5	1	41	41.0	41	1	1	69	69.0	69	1
2007 Dallas	16-16	50	30	- 80	14.0(-109)	8(-15)	27	4	4	0	0	0.0	0	0	0	0	0.0	0	0
2008 Dallas	16-16	54	56	- 110	20.0(-115)	8(-12)	20	3	6	0	0	0.0	0	0	1	0	0.0	0	0
2009 Dallas	16-15	50	42	- 92	11.0(-51)	4(-12)	45	2	5	0	0	0.0	0	0	0	0	0.0	0	0
2010 Dallas	16-16	64	44	- 108	15.5(-105)	9(-18)	36	1	2	0	0	0.0	0	0	2	22	11.0	17	1
Totals	96-95	322	215	- 537	80.0(-516)	45(-86)	151	13	25	1	41	41.0	41	1	3	91	30.3	69	2
Playoffs																			
2006 Dallas	1-1	1	0	- 1	0.0(0)	1(-7)	0	0	0	0	0	0.0	0	0	0	0	0.0	0	0
2007 Dallas	1-1	3	1	- 4	1.0(-9)	0(0)	0	0	0	0	0	0.0	0	0	0	0	0.0	0	0
2009 Dallas	2-2	6	7	- 13	3.0(-18)	0(0)	5	0	1	0	0	0.0	0	0	0	0	0.0	0	0
Totals	4-4	10	8	- 18	4.0(-27)	1(-7)	5	0	1	0	0	0.0	0	0	0	0	0.0	0	0

SINGLE-GAME BESTS

- Tackles** - 11, three times, last at Philadelphia, 12/28/08
- Tackles for Loss** - 3 vs. Philadelphia, 12/16/07 and at Houston, 9/26/10
- Sacks** - 3.0, seven times, last at Philadelphia, 1/2/11
- Pressures** - 7 vs. Oakland, 11/26/09

WARE'S GAME-BY-GAME

Game	2005 (Dallas)										2006 (Dallas)									
	ST	AT	TT	Sks-Yds	Tkl/Ls	QB Prs	PBU	Game	ST	AT	TT	Sks-Yds	Tkl/Ls	QB Prs	PBU					
W- @ SD 9/11	2	1	- 3		1(-1)	1		L- @ Jac 9/10	4	3	- 7		2(-2)	1						
L- Was 9/19	2	2	- 4		1(-3)			W- Was 9/17	4	0	- 4	1.0(-11)		1						
W- @ SF 9/25	1	0	- 1	1.0(2)		1		W- @ Ten 10/1	4	0	- 4									
L- @ Oak 10/2	2	1	- 3	1.0(-8)	1(-2)	1		L- @ Phi 10/8	2	1	- 3	1.0(-8)	1(-1)							
W- Phi 10/9				1.0(-9)				W- Hou 10/15	2	2	- 4									
W- NYG 10/16	2	2	- 4	1.0(-10)				L- NYG 10/23	6	2	- 8	1.0(-10)		2						
L- @ Sea 10/23	3	2	- 5		1(-2)	3		W- @ Car 10/29	2	3	- 5									
W- Ari 10/30	3	1	- 4			3		L- @ Was 11/5	6	0	- 6	1.0(-9)								
W- @ Phi 11/14	6	0	- 6		1(-3)	1		W- @ Ari 11/12	2	1	- 3	1.0(-9)								
W- Det 11/20	2	1	- 3		2(-3)			W- Ind 11/19	4	0	- 4	1.0(-7)								
L- Den 11/24	5	1	- 6					W- TB 11/23	2	1	- 3		1(-2)							
L- @ NYG 12/4	3	4	- 7		2(-4)	4		W- @ NYG 12/3	6	1	- 7		1(-3)							
W- KC 12/11	2	3	- 5			3														
L- @ Was 12/18	2	1	- 3			1		L- NO 12/10	4	0	- 4	1.0(-7)								
W- @ Car 12/24	6	2	- 8	3.0(-13)	1(-1)	1		W- @ Atl 12/16	4	2	- 6	0.5(-1)			2					
L- STL 1/1/06	2	1	- 3	1.0(-5)	1(-2)			L- Phi 12/25	4	2	- 6	1.0(-16)			1					
Totals	43	22	- 65	8.0(-47)	11(-21)	19		Totals	61	21	- 82	11.5(-89)	5(-8)	4	3					
Playoffs																				
L- @ Sea 1/6/07	1	0	- 1					L- @ Sea 1/6/07	1	0	- 1		1(-7)							

2007 (Dallas)

Game	ST	AT	TT	Sks-Yds	Tkl/Ls	QB Prs	PBU
W- NYG 9/9	2	0	2				1
W- @ Mia 9/16	3	0	3				
W- @ Chi 9/23	2	3	5	2.0(-18)	1(-1)	3	
W- STL 9/30	1	2	3	1.0(-8)	1(-1)	3	
W- @ Buf 10/8	3	3	6	1.5(-14)		3	1
L- NE 10/14	6	4	10	1.0(-5)	1(-1)	1	
W- Min 10/21	2	3	5		1(-1)	2	1
W- @ Phi 11/4	7	1	8	1.5(-7)		1	
W- @ NYG 11/11	5	5	10	1.0(-14)		1	
W- Was 11/18	4	3	7	1.0(-6)		3	
W- NYJ 11/22	0	2	2		1(-1)	1	
W- GB 11/29	3	0	3	1.0(-9)		1	1
W- @ Del 12/9	3	1	4			1	
L- Phi 12/16	3	0	3	1.0(-9)	3(-10)	2	
W- @ Car 12/22	1	2	3	2.0(-12)		3	
L- @ Was 12/30	5	1	6	1.0(-7)			
Totals	50	30	80	14.0(-109)	8(-15)	27	4

Playoffs

L- NYG 1/13/08	3	1	4	1.0(-9)			
----------------	---	---	---	---------	--	--	--

2008 (Dallas)

Game	ST	AT	TT	Sks-Yds	Tkl/Ls	QB Prs	PBU
W- @ Cle 9/7	4	3	7	1.0(0)			2
W- Phi 9/15	4	2	6	1.0(-4)			1
W- @ GB 9/21	3	2	5	1.0(-12)			3
L- Was 9/28	7	4	11	1.0(-4)			
W- Cin 10/5	2	3	5	1.0(-3)	1(-2)	3	
L- @ Ari 10/12	3	2	5	1.0(-10)	1(-2)	3	
L- @ STL 10/19	5	6	11	3.0(-15)	1(-1)		
W- TB 10/26	4	3	7			2	1
L- @ NYG 11/2	2	5	7	1.0(0)			
W- @ Was 11/16	5	1	6	1.0(-10)		2	1
W- SF 11/23	1	2	3	1.0(-4)	1(-1)		1
W- Sea 11/27	1	2	3	3.0(-21)	1(-1)		
L- @ Pit 12/7	2	6	8	1.0(-7)		1	
W- NYG 12/14	2	5	7	3.0(-19)		2	
L- BAL 12/20	4	4	8	1.0(-6)	2(-3)		
L- @ Phi 12/28	5	6	11		1(-2)	1	
Totals	54	56	110	20.0(-115)	8(-12)	20	3

2009 (Dallas)

Game	ST	AT	TT	Sks-Yds	Tkl/Ls	QB Prs	PBU
W- @ TB 9/13	2	5	7				3
L- NYG 9/20	5	4	9			1(-2)	1
W- Car 9/28	1	2	3				2
L- @ Den 10/4	4	1	5				1
W- @ KC 10/11	5	3	8	2.0(-14)		5	1
W- Atl 10/25	1	4	5	2.0(-10)		1	1
W- Sea 11/1	4	4	8	1.0(-7)			2
W- @ Phi 11/8	4	4	8			3	1
L- @ GB 11/15	5	2	7	2.0(-7)		4	
W- Was 11/22	2	4	6			3	
W- Oak 11/26	2	4	6	1.0(0)		7	
L- @ NYG 12/6	6	1	7	1.0(-4)	1(-2)	3	
L- SD 12/13	4	0	4			1(-2)	2
W- @ NO 12/19	2	0	2	2.0(-9)		3	
W- @ Was 12/27	2	3	5			3	
W- Phi 1/3/10	1	1	2			1(-6)	2
Totals	50	42	92	11.0(-51)	4(-12)	45	2

Playoffs

W- Phi 1/9/10	2	3	5	2.0(-9)			3
L- @ Min 1/17/10	4	4	8	1.0(-9)			2
Totals	6	7	13	3.0(-18)			5

2010 (Dallas)

Game	ST	AT	TT	Sks-Yds	Tkl/Ls	QB Prs	PBU
L- @ Was 9/12	7	0	7	1.0(-10)	2(-3)	2	
L- Chi 9/19	3	4	7		1(-2)	4	1
W- @ Hou 9/26	6	2	8	3.0(-16)	3(-6)	3	
L- Ten 10/10	5	4	9	2.0(-3)		2	
L- @ Min 10/17	7	2	9	1.0(-12)		2	
L- NYG 10/25	4	2	6	1.0(-9)		3	
L- Jac 10/31	0	7	7			2	
L- @ GB 11/7	2	4	6		1(-2)		
W- @ NYG 11/14	7	3	10			2	
W- Det 11/21	2	4	6	0.5(-5)		3	
L- NO 11/25	4	0	4	1.0(-7)		2	
W- @ Ind 12/5	2	2	4		1(-3)		
L- Phi 12/12	1	3	4			3	
W- Was 12/19	6	0	6	2.0(-11)	1(-2)	1	
L- @ Ari 12/25	3	3	6	1.0(-5)		3	
W- @ Phi 1/2/11	5	4	9	3.0(-27)		4	
Totals	64	44	108	15.5(-105)	9(-18)	36	1

WARE'S 80.0 SACKS BY QUARTERBACK:

Eli Manning 9.0	Matt Schaub 3.0	Trent Edwards 1.5	Joe Flacco 1.0	PLAYOFFS 4.0
Donovan McNabb 6.5	Jake Delhomme 3.0	Shaun Hill 1.5	Tom Brady 1.0	Donovan McNabb 2.0
Rex Grossman 4.0	Jon Kitna 3.0	Jeff Garcia 1.0	Jamie Martin 1.0	Brett Favre 1.0
Drew Brees 4.0	Brett Favre 2.0	Kurt Warner 1.0	John Skelton 1.0	Eli Manning 1.0
Matt Hasselbeck 4.0	Mark Brunell 2.0	Matt Leinart 1.0	Carson Palmer 1.0	
Marc Bulger 4.0	Jon Kitna 3.0	Kerry Collins 1.0	Tim Rattay 1.0	
Kevin Kolb 3.0	Matt Cassel 2.0	Todd Collins 1.0	Bruce Gradkowski 1.0	
Jason Campbell 3.0	Matt Moore 2.0	Peyton Manning 1.0	Derek Anderson 1.0	
Aaron Rodgers 3.0	Matt Ryan 2.0	Ben Roethlisberger 1.0	Michael Vick 0.5	
	Vince Young 2.0			

BRANDON WILLIAMS

59 • Linebacker


6-3 • 250 • 6/21/88

Texas Tech • D4c for '09 (120th overall)

NFL: 3rd Year • Cowboys: 3rd Year

Games/Starts: 2010-6/0; Career-6/0

Postseason: 2010-0/0; Career-0/0



PRO: Brandon Williams, the Dallas Cowboys third selection of the fourth round (120th overall) in the 2009 NFL Draft, continues his development as a home grown Texas player for the Cowboys after seeing the first extensive action of his career in 2010. Williams did not play during his rookie season after he suffered a torn ACL in his left knee during a preseason matchup against Tennessee (8/21/09) while covering a punt on special teams. The Fort Worth, Texas native will look to continue his progress after seeing valuable time in five games in 2010.

TRANSACTION SUMMARY:

9/1/09: Placed on Reserve/Injured with a knee injury.

4/26/09: Drafted in the fourth round (120th overall) by Dallas.

2010:

- Played in six games, logging three tackles and a tackle for loss.
- Also posted four special teams stops.
- Was inactive for the first five games of the season.
- Played in first career game against the N.Y. Giants (10/25) but did not record any statistics.
- Was active against Jacksonville (10/31) on special teams but did not record any statistics.
- Was inactive for the next five games.
- Recorded his first career tackle with a stop on special teams against Philadelphia (12/12).
- Posted three tackles and a tackle for loss - the first defensive stats of his career - against Washington (12/19).
- At Arizona (12/25) notched two special teams tackles and saw time in the linebacker rotation on defense.
- Made one special teams stop at Philadelphia (1/2/11).

2009:

- Missed the 2009 regular season with a torn ACL in his left knee after suffering the injury during the second preseason game against Tennessee (8/21).

COLLEGE:

- Concluded his collegiate career at Texas Tech with 78 tackles, 20.5 sacks, 27.5 tackles for losses, six forced fumbles, one fumble recovery and six pass deflections.
- Started all 12 games to record 21 tackles, a conference-leading 11.0 sacks, 12.5 tackles for loss, a forced fumble and three pass breakups as a junior and was named to the Big 12 All-Conference first-team.
- His 11.0 sacks tied for the fourth-most in a single-season in team history and tied for seventh in the country overall.
- All-Big 12 Conference second-team and honorable mention while leading the team with 12.5 tackles for loss and six sacks as a sophomore, playing in 12 games with 11 starts.
- Also made a career-best 41 tackles along with three forced fumbles, a fumble recovery and two pass breakups playing in 13 games.
- True freshman who saw extensive playing time on special teams and at defensive end on passing downs while playing in 11 games and was named to The Sporting News All-Big 12 Freshman Team.

PERSONAL:

- Attended South Hills High School in Fort Worth, Texas.
- Named to District 8-4A first team after posting 102 tackles and 11 sacks during senior season.
- Rated as one of the state's top 20 defensive linemen.

COMMUNITY:

- 2009 Dallas Cowboys Rookie Club.
- Annual team Holiday Hospital Visits.
- Salvation Army Angel Tree Christmas Program.
- Annual Dallas Cowboys Kickoff Luncheon and Cowboys Family Cookbook benefitting Happy Hill Farm.
- Make-A-Wish Foundation of North Texas.
- Football Coach for 8th grade Fort Worth All Stars youth football team in the neighborhood where he went to school.

B. WILLIAMS' COWBOYS TOTALS

Year Team	GP-GS	DEFENSE						INTERCEPTIONS				FUMBLES REC							
		ST	AT	TT	Sks-Yds	Tkl/Ls	QB Prs	PBU	FF	No	Yds	Avg	Lg	TD	No	Yds	Avg	Lg	TD
2010 Dallas	6-0	3	0	- 3	0.0(0)	1(-8)	0	0	0	0	0	0.0	0	0	0	0.0	0	0	0
		SPECIAL TEAMS																	
Year Team		Solo	Ast	Tot	FF	FR	BP	BFG	BXP										
2010 Dallas		1	3	- 4	0	0	0	0	0										

JASON WITTEN

82 • Tight End

6-6 • 259 • 5/6/82

Tennessee • D3 for '03 (69th overall)

NFL: 9th Year • Cowboys: 9th Year

Games/Starts: 2010-16/16; Career-127/117

Postseason: 2010-0/0; Career-5/5



STAFF

JASON WITTEN

2010 SEASON

RECORDS

PLAYOFF RECORDS

HISTORY

SIDELINES

PRO: Through eight seasons, Jason Witten has emerged as one of the top tight ends in NFL history and one of the most prolific pass catchers in Cowboys history. Coming into 2011, he is fourth all-time among league tight ends with 617 catches and is seventh with 6,967 yards. He has appeared in seven consecutive Pro Bowl games for the most Pro Bowl appearances by a Cowboys tight end. The 2010 season was no different for the perennial Pro Bowler. En route to his seventh straight all-star appearance, Witten led the team in receptions for the fourth straight season with 94. His three career 90-plus catch seasons are the second-most by a tight end in league history. Along with his three 1,000-yard seasons, he is just the fourth tight end in league history with three career 1,000-yard years. He is also just the second league tight end to post three-or-more 90-plus catch, 1,000-yard seasons. In team history, he is tied for second among all pass catchers with three career 1,000-yard seasons, is second in receptions and fifth in receiving yards. Witten owns three of the top-five club spots for receptions in a season, and he has strung together seven straight seasons with at least 50 and 60 catches and four straight with at least 70 and 80. He became the first tight end in franchise history - 13th in league history - to top 1,000 yards in a season with his first 1,000-yard effort in 2007. Of his 617 career receptions, 329 have gone for first downs, including 126 on third down. A model of durability, Witten has appeared in 132 of a possible 133 games, missing just one game after breaking his jaw against Arizona (10/5/03) and undergoing surgery to have three plates put in on Oct. 6, 2003.

PRO BOWLS



TRANSACTION SUMMARY:

7/22/06: Signed a six-year contract extension with Dallas through 2012.

4/26/03: Drafted in the third round (69th overall) by Dallas.

2010:

- Selected to his seventh consecutive Pro Bowl - most by a club tight end and sixth-most by any player at any position in club history - finishing tops on the team in receptions for the fourth straight season and topping 1,000 yards for the third time in his career.
- His 94 catches were second in the NFC, third in the NFL and tops among tight ends while his 1,002 receiving yards were 10th in the conference, 17th in the league and tops among tight ends.
- His nine touchdowns established a career-high and tied Billy Joe DuPree (1978) for the club season mark in touchdown catches by a tight end.
- Selected as a captain by his teammates.
- Opened the season at Washington (9/12) with three catches for 27 yards before becoming the ninth tight end in league history to reach 6,000 career yards with 51 yards on five catches in the home opener against Chicago (9/19).
- Led the team with seven catches for 56 yards in the win at Houston (9/26).
- Scored his first touchdown of the season on five catches for 84 yards against Tennessee (10/10). His five catches in the game gave him 543 to pass Kellen Winslow (541) for fourth all-time among tight ends.
- Was held to three catches for 52 yards at Minnesota (10/17) before leading the team with nine catches for 95 yards and one touchdown against the N.Y. Giants (10/25). Upped his career receiving yards total to 6,330 to pass Steve Jordan (6,307) for eighth all-time among league tight ends.
- Against Jacksonville (10/31) led the team for the second straight week, this time posting 10 catches for 97 yards and a touchdown. It tied the third-most catches in his career and was his fourth career (fifth including postseason) double-digit catch performance.
- Had three catches for 44 yards at Green Bay (11/7), then, in Jason Garrett's first win as interim head coach, had one catch for seven yards at the N.Y. Giants (11/14).
- Caught four passes for 48 yards against Detroit (11/21) to give him 50 receptions on the season, his seventh straight season with at least 50 catches. Is just the third tight end in league history with seven straight 50-plus catch seasons.
- On Thanksgiving Day against New Orleans (11/25), led the team with 10 catches for 99 yards - his second double-digit reception game of the season and fifth of his career. Notched 60 catches on the season, his seventh straight, to be just the second tight end in league history with seven straight 60-plus catch seasons.
- Had five catches for 42 yards and a touchdown in the overtime win at Indianapolis (12/5).
- Against Philadelphia (12/12), led the team with seven catches for 69 yards and two touchdowns - his second career multiple touchdown game. He topped 70 catches on the season for the fifth straight year - the second-most 70-plus catch seasons by a tight end in league history.
- Tied his season-high with 10 catches for 140 yards and a touchdown. Topped 600 career catches in the game to become the fourth tight end in league history with 600-or-more receptions. Accomplished the feat in 125 games - the fastest of the previous three. His 140 yards upped his club tight end record of 100-yard games to 12 and were the second-most of his career. Has 6,876 receiving yards to pass Winslow (6,741) for seventh all-time while his touchdown catch was his seventh of the season to tie his single-season career-high. Also had a career-long streak of three straight games with a touchdown reception.

- On Christmas night at Arizona (12/25), led the team with eight receptions for 45 yards and a touchdown to establish a single-season career-high (second among club tight ends) with eight touchdowns. It was his career-best fourth straight game with a scoring grab while he upped his receptions total to 90 - his third career 90-catch season, the second-most by a tight end in league history.
- In the season-ending win at Philadelphia (1/2/11), finished with four catches for 46 yards and a touchdown. Finished with 1,002 yards - his third career 1,000-yard season to tie Winslow Sr., and Shannon Sharpe for the second-most in league history - and second consecutive 1,000-yard outing to become the fifth league tight end to accomplish that feat. His nine touchdowns on the year established a career-high while his five straight games with a touchdown catch is also a career-best.

2009:

- Named to his sixth consecutive Pro Bowl after finishing with 1,030 receiving yards - good for 10th in the NFC, tops among tight ends and 21st in the NFL, third among tight ends.
- His team-leading 94 receptions were third in the NFC, tops among tight ends and ninth in the NFL, second among tight ends.
- In the season opener at Tampa Bay (9/13), recorded five catches for 71 yards with a long reception of 20 yards. His 71 receiving yards allowed him to reach 5,000 receiving yards to become the sixth pass catcher in team history to accomplish the feat.
- Posted a team-high five receptions for 33 yards and one touchdown against the N.Y. Giants (9/20) in the first game at Cowboys Stadium.
- Led the team with nine catches for 77 yards against Carolina (9/28). Passed Keith Jackson (441) for 12th on the NFL's all-time tight end receptions list with 448 career receptions and also moved up to 22nd on the league's all-time tight end receiving yards list with 5,116 career yards.
- Recorded four receptions for 31 yards at Denver (10/4) to give him 452 receptions for his career, becoming the fifth pass catcher in team history to reach 450 career catches, joining Drew Pearson, Tony Hill, Michael Irvin and Emmitt Smith. Witten reached 450 in 99 games - the second fastest behind Irvin's 96 games. He also became the 12th tight end in league history to reach 450 catches, but just the second to do so in less than 100 games (Winslow, 89 games, 1979-87). Witten now ranks 11th on the NFL's all-time tight ends receptions list with 452.
- Played in his 100th career game and recorded five receptions for 47 yards with a long reception of 11 yards at Kansas City (10/11). Through his first 100 career games, was second in catches and third in yards compared to the NFL's all-time tight ends receptions leaders through their first 100 career games.
- Finished with five receptions for 53 yards at Atlanta (10/25). His 53 receiving yards upped his career total to 5,247 to move past Frank Clarke (5,214) for fifth on Dallas' all-time receiving yards chart and 18th all-time among league tight ends. His five receptions tied Mickey Shuler for ninth on the NFL's all-time tight ends receptions list with 462.
- Had four receptions for 36 yards against Seattle (11/1) to give him 5,283 for his career to tie Jackson for 16th all-time among league tight ends. Also moved into ninth on the NFL's all-time receptions list (466).
- Led the team with seven catches for 43 yards with four of his receptions picking up the necessary yardage for a first down - three on third downs at Philadelphia (11/8). In the game, moved into the 15th all-time spot in receiving yards among league tight ends.
- Led the team with five receptions for 43 yards against Washington (11/22) to pass Hill (479) for fourth in club history and for eighth among tight ends in league history.
- Finished with five catches for a season-best 107 yards with a long reception of 44 yards against Oakland (11/26). Was his first 100-yard game of the season, ninth of his career and second consecutive 100-yard Thanksgiving Day game. He passed Emmitt Smith (486) for third in receptions in club history. His 107 yards moved him to 12th on the NFL's all-time tight ends receiving yards list.
- At the N.Y. Giants (12/6) led the team with 14 receptions (second-best total of his career - 15 at Detroit, 12/9/07) for a career-best 156 yards - his second career back-to-back 100-yard performance and his club record 10th of his career. Along with Miles Austin (145 and 104), they became the first Cowboy pass catchers to each record back-to-back 100-yard games since Bob Hayes and Lance Rentzel in 1967 (Nov. 19 and Nov. 23). His 14 catches gave him 502 for his career allowing him to become the sixth tight end in league history to reach 500 career catches, and he accomplished the feat in just 107 games - the second fastest behind Winslow (101). He now has 73 catches on the season, his sixth straight season with 60-or-more catches. He and Antonio Gates became the third and fourth tight ends in league history to have six straight 60-plus catch seasons along with Tony Gonzalez (11 straight) and Sharpe (six). His 502 career catches are second all-time in club history behind Irvin's 750. His 156 receiving yards are the second-most in a game in team history by a tight end behind Doug Cosbie's 159 at Detroit, 9/15/85. His 5,679 career yards placed 11th on the NFL's all-time tight ends receiving yards list.
- In the win over previously undefeated New Orleans (12/19) had five catches for 44 yards to give him 5,772 for his career, allowing him to secure 10th on the NFL's all-time tight ends receiving yards list.
- At Washington (12/27) in the playoff-clinching win, led the team with 117 receiving yards on six catches with a career-long 69-yard reception. Marked his 100th career start and his 11th career 100-yard game - third of the season. The 117 yards were the eighth-most by a tight end in team history. His 5,889 career receiving yards put him eighth on the NFL's all-time tight ends receiving yards list.
- Finished with six catches for 76 yards with one touchdown as the team clinched its 17th NFC East Division title against Philadelphia (1/3/10). Finished with 1,030 yards, his second 1,000-yard receiving season and the second time in club history a tight end has reached 1,000 yards (Witten in 2007 with 1,145). Joins Gonzalez (four times), Todd Christensen, Sharpe and Winslow Sr. (three) and Antonio Gates (two) as the only tight ends in league history to post multiple 1,000-yard seasons. His six receptions gave him 94 for the season, the third-most at any position in a season in club history. He also became just the third tight end in league history to post multiple 90-catch and 1,000-yard seasons (2007 and 2009). He joined Gonzalez (2000, 2004, 2007 and 2008) and Christensen (1983 and 1986) as the only tight ends to accomplish the feat.

- Led the team with postseason career-bests in catches (10) and yards (98) at Minnesota (1/17/10). His 98 yards were the second-best receiving yards total by a tight end in club postseason history - Jay Novacek, 104 yards against Green Bay (1/8/95). For his career, Witten has 293 postseason receiving yards which is good for 12th all-time in team postseason history. His 10 catches also marked the second-most by a tight end in a playoff game in club history - Novacek, 11 against Green Bay (1/8/95). Has 28 postseason career catches which is 11th all-time in club postseason history.

2008:

- Earned his fifth consecutive trip to the Pro Bowl, leading the team and finishing sixth in the NFC - second among tight ends - with 81 receptions for 952 yards - second on the team, 13th in the NFL and second among tight ends - and four touchdowns.
- Became the fifth of six tight ends in league history to have 60-or-more catches in five consecutive seasons and the 10th tight end to have back-to-back 70+ catch seasons.
- Joined Irvin as the only two Dallas pass catchers with three seasons of at least 80 catches and joined Terrell Owens as the only players in team history to record back-to-back 80-catch seasons.
- With two 100-yard outings on the season, upped his team tight end record of 100-yard games to eight.
- Led the team with 96 yards - the sixth player in club history to reach 4,000 career receiving yards - and a team-high tying six catches - all for first downs - in the season opener at Cleveland (9/7).
- Suffered a right shoulder sprain in the home-opening win against Philadelphia (9/15), but finished the game with team highs for catches (seven) and yards (110).
- Led the team once again with seven receptions for 67 yards while also throwing the key block that allowed Felix Jones to rumble for a 60-yard touchdown run at Green Bay (9/21).
- Tied for the team lead with seven catches for a team-best 90 yards with his first touchdown of the season - tying Novacek for 10th in club history with 22 touchdown catches - against Washington (9/28).
- Had a team-high eight catches for 79 yards and a touchdown against Cincinnati (10/5) to move into the 25th spot on the NFL's all-time tight ends receptions list and fifth on the club's all-time receptions list.
- At St. Louis (10/19) posted a team-high six catches for 44 yards to become the sixth pass catcher in franchise history to reach 4,500 career receiving yards.
- Caught just one pass for eight yards before leaving the game in the second quarter with a rib injury against Tampa Bay (10/26).
- Played at the N.Y. Giants (11/2) with a broken rib suffered the previous week and failed to catch a pass for the first time in 74 games.
- Held to one catch for 11 yards against San Francisco (11/23) before suffering a jaw injury.
- Came out strong on Thanksgiving Day against Seattle (11/27) with a team and season-high nine catches for 115 yards and a touchdown. Became the 21st tight end in league history and fifth Dallas pass catcher to reach 400 career receptions. Reached 400 in 91 career games, the third-fastest tight end in league history to 400.
- Led the team with six catches for 62 yards to give him 64 catches this season - his fifth consecutive 60-plus catch season - at Pittsburgh (12/7).
- Had five catches for 44 yards and a crucial third down catch to keep the final scoring drive alive against the N.Y. Giants.
- Led the team with 87 yards with a touchdown - the final Cowboys touchdown at Texas Stadium - on five catches against Baltimore (12/20) in the final game at Texas Stadium.
- In the season-ending loss at Philadelphia (12/28), led the club with seven catches for 50 yards and completed his first career pass attempt for 42 yards to Terrell Owens after taking a lateral from Tony Romo.

2007:

- Put together the most prolific pass catching season by a tight end in club history, establishing franchise tight end records for catches (96 - third in the NFC, first among tight ends, 10th in the NFL, second among tight ends), a career-best in receiving yards (1,145 - 14th in the league, second among tight ends) and a then career-high seven touchdowns.
- Named to his fourth consecutive Pro Bowl - the second-most by a tight end in club history (Novacek, five) as one of a league record 13 Cowboys to play in the all-star game.
- Also earned All-NFL Team honors by the Pro Football Writers.
- Became the eighth tight end in league history to record at least 60 catches in four consecutive seasons.
- Opened the season against the N.Y. Giants (9/9) with one of the best days of his career, catching six passes for 116 yards (second-most of his career and the sixth-best by a tight end to date) and one touchdown.
- Added six catches for 90 yards and a touchdown at Chicago (9/23) to pass 3,000 career receiving yards, the fourth tight end in franchise history to accomplish that feat, joining Cosbie (3,728), Novacek (3,576) and DuPree (3,565).
- Became the club's third all-time leading tight end in receptions, passing DuPree (267) with six catches against St. Louis (9/30).
- Led the team with nine catches for 103 yards and a touchdown at Buffalo (10/8). The 103 yards tied Cosbie for the 13th-highest yardage output by a tight end in club history while the touchdown was his third consecutive game with a score - the longest streak of his career to date.
- Led the team with a then single-game high 10 catches for 86 yards against Minnesota (10/21).
- Had a 53-yard reception at Philadelphia (11/4) along with three receptions for 77 yards and one score.
- Against the N.Y. Jets (11/22) on Thanksgiving Day, finished with four catches for 54 yards and a touchdown to move into seventh place - second among tight ends - on the club's all-time receiving yards list.
- With six catches against Green Bay (11/29) recorded his 65th catch of the season, his fourth consecutive season with 60-or-more catches to become the eighth tight end in NFL history - first in team history - to accomplish that feat.
- Had a career-day at Detroit (12/9) catching a single-game career-high and team record 15 passes for a then career-high 138 yards (second-most by a tight end in club history) and the game-winning touchdown.
- The Lions game marked his third 100-yard day of the season and fifth of his career and his touchdown catch was his seventh of the season, a career-high.
- Added 113 yards on eight catches against Philadelphia (12/16) to become the first tight end in franchise history to record back-to-back 100-yard games.

- The Eagles game allowed him to pass 1,000 receiving yards on the season, establishing a career-high and the first time in team history - 13th in NFL history - a tight end topped 1,000 receiving yards in a season.

2006:

- Continued his emergence as one of the NFL's elite tight ends, earning his third consecutive Pro Bowl appearance after ranking second in the NFC, sixth in the NFL among tight ends with 64 catches and 754 yards.
- Became the first tight end in Cowboys history to have at least 60 receptions in three consecutive seasons, and one of just 10 tight ends in NFL history to accomplish that feat - Novacek (1992, 1995) and Cosbie (1984, 1985) are the only other Cowboys tight ends to record at least 60 receptions.
- Recorded his 200th career catch with four catches for 51 yards against Philadelphia (10/8).
- Logged a season-high seven catches for 80 yards and a touchdown in a Sunday night win at Carolina (10/29), Romo's first career start.
- Had 73 receiving yards against the N.Y. Giants (12/3), including a 42-yard reception in the final minute, setting up Martin Gramatica's winning field goal.
- In his second career playoff game, had a team-high 57 receiving yards - including a 32-yard catch on fourth-and-two to setup a touchdown before halftime - on three catches at Seattle (1/6/07).

2005:

- Became the first Dallas tight end to have at least 65 receptions in consecutive seasons and was named to his second consecutive Pro Bowl, the fourth club tight end to have made multiple Pro Bowl appearances - Novacek (five), Cosbie (three) and DuPree (three).
- Among tight ends, finished third in the NFC and sixth in the NFL with 66 receptions; fourth in the NFC and seventh in the NFL with 757 receiving yards; and fourth in the NFC and tied for sixth in the NFL with six touchdown receptions, tying a then career-high.
- Led the team with six receptions for 85 yards and a touchdown at San Francisco (9/25) as each of his receptions went for a first down.
- At Oakland (10/2) led the team with five catches for 49 yards, and four of his catches went for a first down, including three on third down.
- Had five catches for 56 yards - including a 26-yard catch in overtime to extend a drive that resulted in the game-winning field goal - and a touchdown against the N.Y. Giants (10/16).
- Against Arizona (10/30), was second on the team with five catches for a game-high 71 yards, including a season-long 34-yard catch.
- Tied a career-high with nine catches for 82 yards and a touchdown against Denver (11/24).
- Had just one catch at the N.Y. Giants (12/4) that marked his 50th catch of the season.
- Posted a season-high 93 yards and a touchdown on seven catches against Kansas City (12/11).

2004:

- In just his second pro season, became the first Dallas tight end to make the Pro Bowl since Novacek in 1995 after leading the team - tied for seventh in the NFC and 11th in the NFL - with 87 catches and a then career-high six touchdown catches.
- The 87 catches ranked first in the NFC and second in the NFL among tight ends.
- Joined Cosbie as the only tight ends to lead Dallas in receptions in a season.
- Was second on the team with 980 receiving yards - 12th in the NFC, 27th in the league, first among NFC tight ends and second among league tight ends - just one fewer than team leader Keyshawn Johnson.
- Scored his first touchdown of the season on a 10-yard catch at Washington (9/27), to help Dallas win 21-18.
- At Green Bay (10/24) led the team with eight catches for 112 yards and a touchdown, the first 100-yard receiving game by a Dallas tight end since Novacek had 104 yards against Green Bay in the playoffs (1/9/95).
- Had a long 42-yard touchdown catch against the Packers, the longest catch by a Dallas tight end since Cosbie's 61-yard touchdown catch at the Giants on Oct. 30, 1983.
- Set a season-high with nine catches - the most by a Dallas tight end since Novacek had 11 against Green Bay (1/8/95) - for 84 yards and a touchdown against Detroit (10/31).
- Averaged a season-high 16.2 yards-per-catch at Cincinnati (11/7) and led the team with six receptions for 97 yards, including catches of 18, 25 and 33 yards.
- Set season-highs against Philadelphia (11/17) for receiving yards (133 - the second-most by a Dallas tight end, behind Cosbie's 159 yards at Detroit on Sept. 15, 1985) and touchdowns (two - the first multiple-touchdown game by a Dallas tight end since Jackie Harris had two against San Francisco on Sept. 24, 2000) and tied a then career-high with nine receptions.
- Recovered an onside kick at the Cowboys 43-yard line that set up the winning touchdown drive in a come-from-behind win at Seattle (12/6).
- Moved past Cosbie's club record for receiving yards in a season (793 yards) on his first catch, and his second catch moved him past Novacek's club record for receptions in a season by a tight end (68 receptions), finishing the game with a team-high six catches for 66 yards.

2003:

- Finished his rookie season with 35 receptions - tied for 18th in the NFL among tight ends, fourth among rookies and tops among rookie tight ends.
- Eighteen of his catches went for a first down, including nine on third down.
- Made his NFL debut and first start in the season opener against Atlanta (9/7), when the Cowboys opened with two tight ends and logged his first career catch - a 13-yarder - against the Falcons.
- Tied for the team lead with four catches for 41 yards before suffering a fractured jaw in the fourth quarter against Arizona (10/5).
- Underwent surgery to have three plates inserted in his jaw on Oct. 6 and was inactive against Philadelphia (10/12) but returned to action at Detroit (10/19).
- In the Cowboys 24-20 win over eventual NFC Champion Carolina (11/23), tied for the team lead with six receptions for 49 yards, including a 13-yard reception on third-and-eight with 1:47 left to seal the win.

- On Thanksgiving Day against Miami (11/27), posted season-highs of eight receptions and 58 yards - the most receptions in a game by a Dallas tight end since Eric Bjornson had eight at San Francisco (11/10/96). It also tied for the second-most receptions in a game by a Dallas receiver in 2003.
- Blocking at Washington (12/14) helped Troy Hambrick rush for 189 yards, the then third-most in club history.
- Had one catch against the N.Y. Giants (12/21), a season-long 36-yard reception that resulted in his first career touchdown - the longest reception by a club tight end since Cosbie's 61-yard scoring catch at the N.Y. Giants on Oct. 30, 1983 - to give Dallas a 10-3 lead in a game Dallas won 19-3 to clinch a playoff berth.
- Had his first career special teams tackle in the season finale at New Orleans (12/28).
- In the Wild Card Playoff Game at Carolina (1/3/04), tied for second on the team with four receptions for 30 yards.

COLLEGE:

- Left Tennessee after his junior season but still finished third all-time among the school's tight ends with 68 career receptions and fourth all-time with 797 receiving yards.
- As a junior, set single-season school records for a tight end in receptions (39) and receiving yards (493) with five touchdowns.
- Selected as a consensus All-Southeastern Conference pick after leading the conference's tight ends in receptions and receiving yards while also being an Academic All-SEC pick.
- Played in every game as a sophomore, including three starts, and finished third on the team with 28 receptions for 293 yards (10.5 yards-per-catch) and two touchdowns.
- Because of a shortage of players, was moved from defensive end to tight end as a freshman and backed up John Finlayson and played in 11 games, with two starts.

PERSONAL:

- Attended Elizabethton, Tenn., High School, where he was a consensus All-America selection at linebacker by PrepStar, *Parade*, *Gridiron Greats*, *USA Today*, *Blue Chip Illustrated*, and *Street and Smith*.
- As a senior, selected as the *USA Today* Player of the Year for Tennessee, the East Tennessee Player of the Year, Region Defensive Player of the Year and runner-up for the Mr. Football award after recording 163 tackles, 9.0 sacks, two interceptions, two blocked kicks, five forced fumbles and three fumble recoveries.
- Also played tight end, adding 26 receptions for 345 yards and 14 touchdowns.
- As a four-year starter at linebacker and tight end, led his team to the state semifinals three times and earned all-state honors as a junior and senior and left as the school's record holder with 450 career tackles.
- Averaged 15.0 points and 12.0 rebounds per-game for the basketball team.
- His wife, Michelle, is an emergency room nurse at a local hospital in Dallas.
- They have two sons, C.J. and Cooper.
- Was an Arts and Sciences major at Tennessee.

COMMUNITY:

- 2003 Dallas Cowboys Rookie Club.
- 2004-09 Cowboys JC Penney Take a Player to School representative, visiting the elementary school of the local winner.
- He and wife Michelle participated in 2004 Cowboys Football 101 Workshop.
- 2004-05 and 2009 Children's Cancer Fund Fashion Show and Luncheon hosted by Staubach and Aikman.
- 2005 St. Valentine's Leukemia and Lymphoma Society Style Show.
- 2007 Dallas Cowboys Team Winner for NFL Walter Payton Man of the Year Award.
- 2007 (one-of-four) NFL Finalists for NFL Walter Payton Man of the Year Award.
- 2007 Cowboys NFL United Way PSA/Spokesperson.
- 2008-11 Taste of the NFL: The Ultimate Cowboys Tailgate Party for North Texas Food Bank.
- 2008 Stars of Texas...Racing Against The Odds for American Diabetes Association.
- Host of Family Place Christmas Party.
- 2008-10 Poker for Pets for SPCA of Texas.
- 2009 Chopsticks for Cowboys benefitting the Rich Behm Family Trust.
- National NFL PSA/Representative for NFL Play 60.
- Local Cowboys PSA/Representative for Cowboys Play 60.
- 2009 Jason Garrett Play-It-Smart Football Camp Guest Coach/Speaker; University of Princeton.
- 2009 University of Phoenix Play It Forward Award Winner benefitting Happy Hill Farm for his commitment to community.
- 2009 received the Pat Summerall Humble Beginnings Award from Austin Street Shelter.
- 2010 Boys & Girls Clubs of America Chairman's Gala.
- 2010 NFL Play 60 Challenge school winner assembly.
- 2011 Super Bowl XLV multiple community events.
- 2011 *Pro Football Weekly* Arthur Arkush Humanitarian Award Winner.
- Jason Witten Youth Football Camp in Elizabethton, Tenn. - his hometown.
- Dallas Cowboys Early Thanksgiving Day Meal at The Salvation Army.
- Annual team Holiday Hospital Visits.
- Salvation Army Angel Tree Christmas Program.
- Dallas Cowboys Kickoff Luncheon and Cowboys Family Cookbook benefitting Happy Hill Farm.
- Make-A-Wish Foundation of North Texas.



MISSION: Jason Witten's S.C.O.R.E. Foundation exists to provide support and assistance for those families and individuals affected by domestic violence. The foundation seeks to aid the recovery of those who have been victims of abuse, and to break the cycle of violence through educational and mentoring programs.

www.jasonwitten82.com

WITTEN'S COWBOYS TOTALS

Year Team	GP-GS	RECEIVING				
		No	Yds	Avg	Long	TD
2003 Dallas	15-7	35	347	9.9	36t	1
2004 Dallas	16-15	87	980	11.3	42t	6
2005 Dallas	16-16	66	757	11.5	34	6
2006 Dallas	16-15	64	754	11.8	42	1
2007 Dallas	16-16	96	1,145	11.9	53	7
2008 Dallas	16-16	81	952	11.8	42	4
2009 Dallas	16-16	94	1,030	11.0	69	2
2010 Dallas	16-16	94	1,002	10.7	33	9
Totals	127-117	617	6,967	11.3	69	36
Playoffs						
2003 Dallas	1-1	4	30	7.5	12	0
2006 Dallas	1-1	3	57	19.0	32	0
2007 Dallas	1-1	7	81	11.6	20	0
2009 Dallas	2-2	14	125	8.9	22	0
Totals	5-5	28	293	10.5	32	0

ADDITIONAL STATISTICS

Fumbles (fumbles/lost) – 2004 (2/1),
2007 (1/1), 2010 (1/1), Total 4/3.
Passing – 2008 (1-of-1 for 42 yards).

SINGLE-GAME BESTS

Receptions – 15 at Detroit, 12/9/07
Playoffs – 10 at Minnesota, 1/17/10
Receiving Yards – 156 at N.Y. Giants, 12/6/09
Playoffs – 98 at Minnesota, 1/17/10
Touchdowns – 2 vs. Philadelphia, 11/15/04
Long Reception – 69 at Washington, 12/27/09
Yard-per-Catch Average – 21.4 vs. Oakland,
11/26/09

100-YARD RECEIVING GAMES
(12 total)

156 at N.Y. Giants, 12/6/09 (14 rec.)
140 vs. Washington, 12/19/10 (10 rec.)
138 at Detroit, 12/9/07 (15 rec.)
133 vs. Philadelphia, 11/15/04 (9 rec.)

117 at Washington, 12/27/09 (6 rec.)
116 vs. N.Y. Giants, 9/9/07 (6 rec.)
115 vs. Seattle, 11/27/08 (9 rec.)
113 vs. Philadelphia, 12/16/07 (8 rec.)

112 at Green Bay, 10/24/04 (8 rec.)
110 vs. Philadelphia, 9/15/08 (7 rec.)
107 vs. Oakland, 11/26/09 (5 rec.)
103 at Buffalo, 10/8/07 (9 rec.)

WITTEN'S GAME-BY-GAME RECEIVING

2003 (Dallas)					
Game	No.	Yds.	Avg.	Long	TD
L- Atl 9/7	1	13	13.0	13	0
W- @ NYG 9/15	2	25	12.5	15	0
W- @ NYJ 9/28					
W- Ari 10/5	4	41	10.3	18	0
W- Phi 10/12					
W- @ Det 10/19					
L- @ TB 10/26	1	15	15.0	15	0
W- Was 11/2					
W- Buf 11/9	3	24	8.0	13	0
L- @ NE 11/16	1	6	6.0	6	0
W- Car 11/23	6	49	8.2	13	0
L- Mia 11/27	8	58	7.3	17	0
L- @ Phi 12/7	3	35	11.7	18	0
W- @ Was 12/14					
W- NYG 12/21	1	36	36.0	36t	1
L- @ NO 12/28	5	45	9.0	12	0
Totals	35	347	9.9	36t	1

2004 (Dallas)					
Game	No.	Yds.	Avg.	Long	TD
L- @ Min 9/12	3	17	5.7	12	0
W- Cle 9/19	6	82	13.7	24	0
W- @ Was 9/27	3	22	7.3	10t	1
L- NYG 10/10	5	35	7.0	10	0
L- Pit 10/17	5	39	7.8	15	0
L- @ GB 10/24	8	112	14.0	42t	1
W- Det 10/31	9	84	9.3	17t	1
L- @ Cin 11/7	6	97	16.2	33	0
L- Phi 11/15	9	133	14.8	29t	2
L- @ Bal 11/21	3	29	9.7	13	0
W- Chi 11/25	1	17	17.0	17	0
W- @ Sea 12/6	5	61	12.2	22	0
L- NO 12/12	4	59	14.8	21	0
L- @ Phi 12/19	6	66	11.0	17	0
W- Was 12/26	6	50	8.3	14	0
L- @ NYG 1/2/05	8	77	9.6	23	1
Totals	87	980	11.3	42t	6

2005 (Dallas)					
Game	No.	Yds.	Avg.	Long	TD
W- @ SD 9/11	1	12	12.0	12	0
L- Was 9/19	4	35	8.8	13	0
W- @ SF 9/25	6	85	14.2	26	1
L- @ Oak 10/2	5	49	9.8	15	0
W- Phi 10/9	7	80	11.4	19	0
W- NYG 10/16	5	56	11.2	26	1
L- @ Sea 10/23	2	47	23.5	34	0
W- Ari 10/30	5	71	14.2	34	0
W- @ Phi 11/14	3	27	9.0	14	0
W- Det 11/20	2	15	7.5	10	0
L- Den 11/24	9	82	9.1	18	1
L- @ NYG 12/4	1	5	5.0	5	0
W- KC 12/11	7	93	13.3	26	1
L- @ Was 12/18	4	41	10.3	29	1
W- @ Car 12/24	1	9	9.0	9	0
L- StL 1/1/06	4	50	12.5	19	1
Totals	66	757	11.5	34	6

2006 (Dallas)					
Game	No.	Yds.	Avg.	Long	TD
L- @ Jac 9/10	3	33	11.0	15	0
W- vs. Was 9/17	4	45	11.3	22	0
W- @ Ten 10/1	2	19	9.5	11	0
L- @ Phi 10/8	4	51	12.8	17	0
W- vs. Hou 10/15	3	17	5.7	13	0
L- vs. NYG 10/23	4	72	18.0	31	0
W- @ Car 10/29	6	80	13.3	26	1
L- @ Was 11/5	5	50	10.0	28	0
W- @ Ari 11/12	5	58	11.6	22	0
W- vs. Ind 11/19	3	25	8.3	11	0
W- vs. TB 11/23	3	30	10.0	13	0
W- @ NYG 12/3	3	73	24.3	42	0
L- vs. NO 12/10	4	33	8.3	5	0
W- @ Atl 12/16	5	56	11.2	19	0
L- vs. Phi 12/25	6	50	8.3	13	0
L- vs. Det 12/31	4	62	15.5	24	0
Totals	64	754	11.8	42	1

Playoffs					
Game	No.	Yds.	Avg.	Long	TD
L- @ Sea 1/6/07	3	57	19.0	32	0

2007 (Dallas)					
Game	No.	Yds.	Avg.	Long	TD
W- NYG 9/9	6	116	19.3	38	1
W- @ Mi 9/16	2	27	13.5	14	0
W- @ Chi 9/23	6	90	15.0	34	1
W- STL 9/30	6	71	11.8	18	1
W- @ Buf 10/8	9	103	11.4	22	1
L- NE 10/14	3	47	15.7	25	0
W- Min 10/21	10	86	8.6	13	0
W- @ Phi 11/4	3	77	25.7	53	1
W- @ NYG 11/11	2	12	6.0	8	0
W- Was 11/18	8	67	8.4	23	0
W- NYJ 11/22	4	54	13.5	25	1
W- GB 11/29	6	67	11.2	15	0
W- @ Det 12/9	15	138	9.2	16	1
L- Phi 12/16	8	113	14.1	53	0
W- @ Car 12/22	6	53	8.8	22	0
L- @ Was 12/30	2	24	12.0	16	0
Totals	96	1,145	11.9	53	7

Playoffs					
L- NYG 1/13/08	7	81	11.6	20	0

2008 (Dallas)					
Game	No.	Yds.	Avg.	Long	TD
W- @ Cle 9/7	6	96	16.0	22	0
W- Phi 9/15	7	110	15.7	42	0
W- @ GB 9/21	7	67	9.6	22	0
L- Was 9/28	7	90	12.9	21	1
W- Cin 10/5	8	79	9.9	29	1
L- @ Ari 10/12	4	55	13.8	30	0
L- @ STL 10/19	6	44	7.3	16	0
W- TB 10/26	1	8	8.0	8	0
L- @ NYG 11/2					
W- @ Was 11/16	2	34	17.0	28	0
W- SF 11/23	1	11	11.0	11	0
W- Sea 11/27	9	115	12.8	36	1
L- @ Pit 12/7	6	62	10.3	22	0
W- NYG 12/14	5	44	8.8	13	0
L- BAL 12/20	5	87	17.4	35	1
L- @ Phi 12/28	7	50	7.1	17	0
Totals	81	952	11.8	42	4

2009 (Dallas)					
Game	No.	Yds.	Avg.	Long	TD
W- @ TB 9/13	5	71	14.2	20	0
L- Phi 9/20	5	33	6.6	13	1
W- Car 9/28	9	77	8.6	22	0
L- @ Den 10/4	4	31	7.8	9	0
W- @ KC 10/11	5	47	9.4	11	0
W- All 10/25	5	53	10.6	22	0
W- Sea 11/1	4	36	9.0	18	0
W- @ Phi 11/8	7	43	6.1	10	0
L- @ GB 11/15	5	47	9.4	14	0
W- Was 11/22	5	43	8.6	13	0
W- Oak 11/26	5	107	21.4	44	0
L- @ NYG 12/6	14	156	11.1	32	0
L- SD 12/13	4	49	12.3	26	0
W- @ NO 12/19	5	44	8.8	21	0
W- @ Was 12/27	6	117	19.5	69	0
W- Phi 1/3/10	6	76	12.7	25	1
Totals	94	1,030	11.0	69	2

Playoffs					
W- Phi 1/9/10	4	27	6.8	18	0
L- @ Min 1/17/10	10	98	9.8	22	0
Totals	14	125	8.9	22	0

2010 (Dallas)					
Game	No.	Yds.	Avg.	Long	TD
L- @ Was 9/12	3	27	9.0	14	0
L- Chi 9/19	5	51	10.2	23	0
W- @ Hou 9/26	7	56	8.0	14	0
L- Ten 10/10	5	84	16.8	31	1
L- NYG 10/17	3	52	17.3	30	0
L- NYG 10/25	9	95	10.6	24	1
L- Jac 10/31	10	97	9.7	27	1
L- @ GB 11/7	3	44	14.7	30	0
W- @ NYG 11/14	1	7	7.0	7	0
W- Det 11/21	4	48	12.0	16	0
L- NO 11/25	10	99	9.9	20	0
W- @ Ind 12/5	5	42	8.4	19	1
L- Phi 12/12	7	69	9.9	22	2
W- Was 12/19	10	140	14.0	33	1
L- @ Ari 12/25	8	45	5.6	14	1
W- @ Phi 1/2/11	4	46	11.5	33	1
Totals	94	1,002	10.7	33	9

SAM YOUNG

76 • Tackle

6-8 • 332 • 6/24/87

Notre Dame • D6a for '10 (179th overall)

NFL: 2nd Year • Cowboys: 2nd Year

Games/Starts: 2010-2/0; Career-2/0

Postseason: 2010-0/0; Career-0/0



PRO: In the continuing effort to find young talent on the offensive line, the Dallas Cowboys drafted Sam Young with their first pick in the sixth round (179th overall) of the 2010 NFL Draft. He has shown the ability to play both tackle spots through his collegiate career, seeing most of his time on the right side. After a year of learning the rigors of the NFL offensive line position, Young looks to make the jump in 2011 to challenge for a spot in the tackle rotation.

TRANSACTION SUMMARY:

4/24/10: Drafted in the sixth round (179th overall) by Dallas.

2010:

- Saw action in two games on special teams units.
- Was inactive for the first three games of the year due to a knee injury that he suffered during the preseason game at Houston (9/28/10).
- Was healthy but inactive against Tennessee (10/10), at Minnesota (10/17) and against the N.Y. Giants (10/25).
- Was active for the first time against Jacksonville (10/31) but did not play.
- Was inactive for the next seven games before making his NFL debut on special teams at Arizona (12/25).
- Saw action on special teams at Philadelphia (1/2/11).

COLLEGE:

- Started all 50 games he played at Notre Dame, establishing the longest starting streak of any Notre Dame player.
- As a senior, was on the preseason watch lists for the Lombardi Award (nation's top lineman) and Outland Trophy (college football's best interior lineman).
- Started all 12 games at right tackle and helped the offense finish fifth in the nation in passing (323.5 yards-per-game) and eighth in total offense (451.8) while averaging 30.1 points-per-game.
- All-America honorable mention and All-Independent first-team selection after starting all 13 games as a junior.
- Started all 12 games as a sophomore with the first two starts coming at right tackle before switching to the left side for the remaining 10 games.
- A freshman All-America first-team selection by *The Sporting News* and *Rivals.com*, taking over the right tackle role to become the first freshman offensive lineman to start a season opener since freshmen became eligible in 1972.
- Was just the fourth freshman to start on the Irish offensive line at any point.

PERSONAL:

- Was a *USA Today* and *Parade* All-America first-team selection as he did not yield a sack through his final two prep seasons at St. Thomas Aquinas High School in Ft. Lauderdale, Fla.
- Was the 2005 Florida Gatorade Player of the Year Award winner.
- Was chosen to play in the U.S. Army All-American Bowl and the Cali-Florida All-Star Game.
- Florida Class 5A all-state selection as a junior and senior.

COMMUNITY:

- 2010 Dallas Cowboys Rookie Club.
- Annual team Holiday Hospital Visits.
- Salvation Army Angel Tree Christmas Program.
- Annual Dallas Cowboys Kickoff Luncheon and Cowboys Family Cookbook benefitting Happy Hill Farm.
- Make-A-Wish Foundation of North Texas.

YOUNG'S COWBOYS TOTALS

GAMES/STARTS (regular season, playoffs): 2010 (2/0).



2011 DRAFT PICKS

TYRON SMITH (TIE-rin)

77 • Tackle

6-5 • 307 • 12/12/90
Southern California • D1 for '11 (9th overall)
NFL: Rookie • Cowboys: Rookie



COLLEGE: For just the fourth time in team history, and first time since 1981, the Dallas Cowboys selected an offensive lineman in the first round of the draft when they picked Tyron (pronounced TIE-rin) Smith with the ninth overall pick in the 2011 NFL Draft. He also became the second-highest offensive lineman drafted in Cowboys history behind John Niland, who was selected fifth in the 1966 Draft. Smith, who started his collegiate career as a backup left tackle, eventually moved to the right side where he started the final 24 games in which he played at USC. In Smith, the Cowboys have a hard working, athletic lineman with good foot speed and the ability to stay on and finish blocks. Smith has proven himself as both an efficient run blocker and pass protector while demonstrating the ability to anchor a bull rusher and recover if he gets out of position. He is expected to step in and immediately contribute and challenge for a starting tackle spot.

TRANSACTION SUMMARY:

4/28/11: Drafted in the first round (ninth overall) by Dallas.

2010:

- All-America first-team selection by *The NFL Draft Report* and rated the best offensive tackle eligible for the 2011 draft as a junior.
- Recipient of the Morris Trophy, given to the top offensive lineman in the Pac-10, based on a vote by the conference's defensive linemen.
- Consensus All-Pac 10 first-team and named USC's Offensive Lineman of the Year.
- Started 12 games at right tackle and was the only lineman in the conference to record 100 knockdowns while adding 13 touchdown-resulting blocks.
- Yielded just one sack the entire season.
- Saw time on special teams, blocking a pair of extra point attempts - one each against Washington State and Arizona State.
- Caught a deflected pass for a loss of one yard against Minnesota.
- Helped pave the way for an offense that averaged 431.5 yards-per-game, an increase from the previous season in which the offense averaged 389.1.
- Also improved in passing touchdowns from 16 in 2009 to 28 in 2010.
- USC gained 171.4 rushing yards-per-game, an improvement from 149.5 the previous season.

2009:

- Started the first 12 games of the season as a sophomore and was an All-American selection by *The NFL Draft Report* and honorable mention by *College Football News*.
- Earned honorable mention All-Pac 10 Conference pick helping USC average 149.5 rushing yards-per-game, along with 24 rushing touchdowns.

2008:

- Served as the backup left tackle and played on special teams as a true freshman.
- Played in 10 games, missing only one due to injury, a sprained foot suffered prior to the game against Notre Dame.

PERSONAL:

- Was a two-way lineman at Rancho Verde High School in Moreno Valley, Calif., and earned numerous honors as a senior, including, *Parade*, *SuperPrep*, *PrepStar* and *Scout.com* All-America first-team.
- Consensus five-star pick who ranked 15th on the Rivals 100 list and as a junior, made Cal-Hi Sports all-state underclassmen second-team.
- Majored in public policy, management and planning at USC.

SMITH'S SOUTHERN CALIFORNIA TOTALS

GAMES/STARTS: 2008 (10/0), 2009 (12/12), 2010 (12/12). **Total: 34/24.**

STAFF

TYRON SMITH

2010 SEASON

RECORDS

PLAYOFF RECORDS

HISTORY

SIDELINES


BRUCE CARTER

53 • Linebacker

6-3 • 233 • 2/19/88

North Carolina • D2 for '11 (40th overall)

NFL: Rookie • Cowboys: Rookie



COLLEGE: The Dallas Cowboys added a versatile athlete with a knack for finding the ball when they selected Bruce Carter in the second round (40th overall) of the 2011 NFL Draft. Carter, who started 44 of the 49 games he played at outside linebacker for North Carolina, will have the opportunity to learn from a dependable Cowboys linebacking corps stocked with talent in DeMarcus Ware, Bradie James, Keith Brooking and Anthony Spencer. In his 49 games with the Tar Heels, Carter rang up 215 tackles, 9.5 sacks and 24 tackles for losses. Not limited to just making tackles, Carter picked off three passes for his career and returned two of them for touchdowns to become only the seventh player in school history with a pair of interception returns for scores. Carter also displayed his abilities on special teams, leaving North Carolina with seven career blocked kicks. He tied the Atlantic Coast Conference record in 2008 with five blocks on the year while establishing a record with three in a game.

TRANSACTION SUMMARY:

4/29/11: Drafted in the second round (40th overall) by Dallas.

2010:

- Started the 11 games he played as a senior and was one-of-five finalists for the Dick Butkus Award, given to the nation's top linebacker, before suffering a season-ending knee injury (ACL) on Nov. 20 against North Carolina State.
- Finished fifth on the team with 57 tackles along with 2.5 sacks, 3.5 tackles for losses, a forced fumble and a fumble recovery.
- Added two pass breakups with one interception and a blocked punt on special teams.
- Had two six-tackle games, against North Carolina State and Virginia, adding a sack in the NC State game and a forced fumble in the Virginia game.
- Recorded a season-high with seven tackles - six solo - against Georgia Tech.
- Earned ACC Player of the Week for his performance against Rutgers. Tied his season-best with seven tackles, an interception he returned 55 yards, leading to a touchdown, and a blocked punt that led to a field goal.
- Tied his season-best with seven tackles in the win against Clemson.
- Again tied his season-high with seven tackles (five solo) in the win at Florida State, then had three tackles and a sack in the win over William & Mary.

2009:

- Started all 13 games as a junior and earned second-team All-ACC honors, finishing third on the squad with 65 tackles, 7.5 stops for losses, two sacks, one interception, returned 41 yards for a touchdown, two breakups and four pressures.
- Had two tackles and blocked punt in the season opener against The Citadel.
- Scored his second career touchdown on a 41-yard interception return against Georgia Southern. Also added three tackles and a pass breakup. Became just the seventh player in Tar Heels history to return two interceptions for touchdowns in his career.
- In the 33-24 win over 12th ranked Miami, made four tackles, one for a loss, two pressures and helped force an interception on a hit to Miami quarterback Jacory Harris.
- In a 31-13 win at Boston College, had three stops and a sack.
- Had a career-high 13 tackles, 1.5 for losses, at North Carolina State.

2008:

- As a sophomore, his first full season as a starter, finished fourth on the team with 68 tackles while tallying a team-best 11 tackles for losses. Also had five sacks and an interception, and on special teams, led the nation with five blocked kicks.
- Blocked a punt at Miami, three more against Connecticut and a field goal attempt at Virginia.
- Had eight tackles in the opener against McNeese State.
- Returned an interception 66 yards for a touchdown at Rutgers to earn the coaches pick for Defensive Player of the Game.
- Had four tackles, one for a loss, and a blocked punt in the win at Miami. Following the block, North Carolina drove 56 yards for the game-winning touchdown.
- Established a single-game ACC record with three blocked punts - all in the second quarter - in the win over 24th ranked Connecticut. His third block was recovered in the end zone for a touchdown and was his fourth straight punt he blocked (Miami's last punt and UConn's first three).
- Registered his first two career sacks in the win over Notre Dame, then blocked a field goal attempt at Virginia.
- Had a then career-best 11 tackles, with two for losses at Maryland.
- Notched seven tackles with two sacks in the Meineke Car Care Bowl against West Virginia.

2007:

- Played in 12 games with seven starts as a freshman, tallying 25 tackles, with 18 coming in the final five games.
- Was one-of-eight true freshmen to see action in the first game of the year, a 37-14 win over James Madison.
- Blocked a punt in the game that was recovered on the one-yard line and led to a touchdown on the ensuing play.

- Made his first career start at ECU and posted four tackles with one for a loss.
- Registered a season-best seven tackles with one for a loss at Georgia Tech.

PERSONAL:

- Was a SuperPrep All-America and ranked the eighth skill athlete in the country and the seventh overall player in North Carolina at Havelock, N.C., High School.
- Played quarterback, safety and running back and gained 1,063 rushing yards and 15 touchdowns. Also passed for 585 yards with five touchdowns as a senior.

CARTER'S NORTH CAROLINA TOTALS

Year	GP-GS	DEFENSE										FUMBLES REC				INTERCEPTIONS			
		ST	AT	TT	Sks Yds	Tkl/ Ls	QB PRS	PBU	FF	No	Yds	Avg	Lg	TD	No	Yds	Avg	Lg	TD
2007	12-7	16	9	-	25	0.0(0)	2(-2)	0	3	1	1	-	-	-	0	0	0.0	0	0
2008	13-13	49	19	-	68	5.0(-28)	11(-44)	2	2	0	0	0	0.0	0	1	66	66.0	66	1
2009	13-13	46	19	-	65	2.0(-16)	7.5(-39)	4	2	0	0	0	0.0	0	1	41	41.0	41	1
2010	11-11	34	23	-	57	2.5(-26)	3.5(-30)	2	2	1	1	-	-	-	1	55	55.0	55	0
Totals	49-44	145	70	-	215	9.5(-70)	24(-115)	8	9	2	2	-	-	-	3	162	54.0	66	2

ADDITIONAL STATISTICS

Blocked Kicks - 2007 (1), 2008 (5), 2010 (1) Total: 7.


DeMARCO MURRAY

29 • Running Back

6-0 • 221 • 2/12/88

Oklahoma • D3 for '11 (71st overall)

NFL: Rookie • Cowboys: Rookie



COLLEGE: DeMarco Murray arrives in Dallas with an impressive collegiate résumé as a jack of all trades running back. Much like Dallas' 2008 first round draft choice Felix Jones, Murray regularly displayed big-play ability with the threat to score from anywhere on the field. Murray left Oklahoma with 6,718 all-purpose yards (3,685 rushing, 1,571 receiving and 1,462 kickoff return). Additionally, he scored 65 times (50 on the ground, 13 through the air and two via kick return) while touching the ball 969 times (759 carries, 151 receptions and 53 kickoff returns). He averaged 6.9 yards every time he had the ball in his hands. He left the Sooners with career-records in total touchdowns, points scored (390), kickoff return average (27.58) and all-purpose yards. His 50 rushing touchdowns ranked second among active NCAA FBS players while his 65 total scores led active players and his all-purpose yardage was second. He is only the fifth player in Big 12 Conference history to score at least 60 times and one of just three to amass 6,000 all-purpose yards.

TRANSACTION SUMMARY:

4/29/11: Drafted in the third round (71st overall) by Dallas.

2010:

- All-American honorable mention from *Sports Illustrated*, consensus All-Big 12 first-team choice, second-team Academic All-Big 12, starting all 14 games for the first time during his career and finishing with 282 carries (fifth all-time in school history) for 1,214 yards and 15 touchdowns.
- Finished second on the team with 71 catches (fifth on the school season record list and tops among running backs) for 594 yards and five touchdowns.
- Returned 10 kickoffs for 249 yards and had a tackle on defense.
- His 2,057 all-purpose yards were fourth in school history and along with his 2,171 in 2008, he became the only Sooner to top 2,000 all-purpose yards in multiple seasons.
- Led the team with 120 points, the ninth-best single-season total by a Sooner while his 20 touchdowns were seventh in school record books.
- His 146.93 all-purpose yards-per-game were 18th in the nation and third in the conference as his 2,057 yards ranked fourth in Oklahoma annals.
- Rushed for 100-or-more yards in four contests, scored at least once in all but two games and had two rushing touchdowns in five games.
- Carried the ball 20-plus times in seven games and had five-or-more catches in eight.
- Opened the season against Utah State with career-bests in carries (35) and rushing yards (208).
- Caught a career-high 10 passes in back-to-back games at Texas A&M and against Texas Tech and tallied a career-high 120 receiving yards at Baylor.

2009:

- All-Big 12 second-team selection by coaches and honorable mention by AP while finishing second on the team in both rushing (171 carries for 705 yards and eight touchdowns) and receiving (41 catches 522 yards and four touchdowns).
- Had two 100-yard rushing games - 107 against Baylor and 101 against Idaho - and four mult-touchdown games.
- Notched a career-best with 143 receiving yards against Texas A&M to tie the school record for receiving yards by a running back.
- Also hit a career-high when he caught eight passes against Texas.

STAFF
BRUCE CARTER
2010 SEASON
RECORDS
PLAYOFF RECORDS
HISTORY
SIDELINES

2008:

- Established an OU record with 2,171 all-purpose yards, including 1,002 on the ground, 395 through the air and 774 on kickoff returns.
- His all-purpose yards total made him the fourth Sooner to gain over 2,000 yards in a season.
- All-Big 12 first-team by the coaches and second-team by the AP, All-Big 12 Academic first-team and second-team *ESPN the Magazine* Academic All-American.
- His 774 kickoff return yards were second in school history while his 31 catches were fourth by an Oklahoma receiver in a season.
- Topped 100 rushing yards in five games and 100 kickoff returns three times.
- Had six multiple touchdown games, accounting for four touchdowns against Kansas State (two rushing and two receiving).
- Had back-to-back 100-yard rushing games against Texas A&M and Texas Tech.
- Established then career-highs with seven catches against A&M and 71 receiving yards against Tech.

2007:

- As a redshirt freshman, was a Rivals Freshman All-American, honorable mention All-Big 12 by the coaches and Associated Press, as a running back and all-purpose player, and Academic All-Big 12.
- Averaged 29.3 yards-per-kickoff return, the second highest average in school history.
- His 15 touchdowns tied the school freshman record set by Adrian Peterson, while setting an OU record with five touchdowns in his debut game against North Texas.
- Had three 100-yard outings.
- Rushed 127 times for 764 yards (6.0 avg.) and 13 touchdowns before a dislocated knee cap at Texas Tech ended his season.
- Had four carries for 100 yards with a 92-yard touchdown, third-longest in Sooners history, against Utah State.
- Scored three touchdowns at Tulsa, including an 81-yard kickoff return.
- Found the end zone four times (three rushing and a 91-yard kickoff return) against Baylor.
- Rushed 19 times for 94 yards before dislocating his knee cap at Texas Tech and missed the remainder of the season.

2006:

- Redshirted as a true freshman.

PERSONAL:

- Earned all-state honors and named the 2005 Sunset Region Offensive Player of the Year as a senior at Bishop Gorman High School in Las Vegas, Nev.
- Was an all-conference selection each of his final three prep years and rushed for 1,947 yards with 27 touchdowns and caught 22 passes for 724 yards with seven touchdowns as a senior.
- Also had 64 tackles, three sacks and two interceptions while playing defensive back.
- Led Bishop Gorman's basketball team to a 2005 state title.

MURRAY'S OKLAHOMA TOTALS

Year	GP-GS	RUSHING					RECEIVING				
		No	Yds	Avg	Long	TD	No	Yds	Avg	Long	TD
2006											
2007	11-1	127	764	6.0	92	13	14	69	4.3	25	0
2008	13-12	179	1,002	5.6	70	14	31	395	12.7	34	4
2009	12-5	171	705	4.1	38	8	41	522	12.7	67	4
2010	14-14	282	1,214	4.3	63	15	71	594	8.4	76	5
Totals	50-32	759	3,685	4.9	92	50	157	1,580	10.1	76	13

Year	KICKOFF RETURNS				
	No	Yds	Avg	Long	TD
2006					
2007	15	439	29.3	91t	2
2008	28	774	27.6	68	0
2009	0	0	0.0	0	0
2010	10	249	24.9	48	0
Totals	53	1,462	27.6	91t	2

DAVID ARKIN**62 • Guard**

6-5 • 307 • 10/7/87

Missouri State • D4 for '11 (110th overall)

NFL: Rookie • Cowboys: Rookie



COLLEGE: The Dallas Cowboys used their fourth round (110th overall) pick in the 2011 NFL Draft on David Arkin, a talented, versatile and aggressive offensive lineman. Through his four years at Missouri State, Arkin started all 44 games he played, mostly at right guard, but gained experience at left tackle due to team injuries through part of his junior and senior campaigns.

TRANSACTION SUMMARY:

4/30/11: Drafted in the fourth round (110th overall) by Dallas.

2010:

- For the fourth straight season, started all 11 games and earned first-team All-Missouri Valley Football Conference honors.
- Became just the third Missouri State player to earn All-MVFC honors four times after claiming second-team honors his redshirt freshman and sophomore seasons.
- Earned his fourth Academic All-MVFC honor after being named to the CoSIDA/ESPN Academic All-America second-team.
- Following the end of the season, was named to the Sports Network, AP, Walter Camp Football Foundation and American Football Coaches Association Division I FCS All-America squads

2009:

- Earned All-MVFC first-team honors, starting all 11 games as a junior.
- Started the first nine at right guard before shifting to left tackle the final two due to injuries.
- Two times earned MVFC Offensive Lineman of the Week, including the win over Indiana State - his first career start at tackle.
- Named Missouri State's Offensive Lineman of the Year for the third straight season after earning Offensive Lineman of the Week four times.
- Was on the MVFC All-Academic Squad first-team.

2008:

- As a sophomore, started all 11 games as part of a line that helped the offense average 312.9 yards-per-game.
- Earned second-team All-MVFC honors and All-Academic second-team distinction.
- Was the team's Offensive Player of the Week and Offensive Lineman of the Week the same weeks three different times and earned Offensive Lineman of the Week honors one other.
- Claimed MSU Offensive Lineman of the Year honors for the second straight season and was awarded Missouri Valley Conference State Farm Good Neighbor Award for the fall semester.

2007:

- Started all 11 games at left guard and named All-MVFC second-team and All-Academic second-team as a red-shirt freshman.
- Took home MVFC Offensive Lineman of the Week honors six times and team Offensive Player of the Week honors on two occasions.
- Earned team Offensive Lineman of the Year award.

2006:

- Redshirted as a true freshman.

PERSONAL:

- A consensus all-state performer and senior captain at Kapaun Mt. Carmel High School in Wichita, Kan.
- Earned a spot on the 2006 Kansas Shrine Bowl All-Star Game.
- Was also an all-city defensive lineman with 47 tackles and three sacks as a senior, leading his school to a sectional championship.
- Started 28 games through his final three seasons.
- Was also a two-time letterman for the school's wrestling team.
- Majored in construction management with minors in real estate and finance.


ARKIN'S MISSOURI STATE TOTALS

GAMES/STARTS: 2006 (RS), 2007 (11/11), 2008 (11/11), 2009 (11/11), 2010 (11/11). **Total:** 44/44.

JOSH THOMAS

26 • Cornerback

5-11 • 188 • 5/3/89
Buffalo • D5 for '11 (143rd overall)
NFL: Rookie • Cowboys: Rookie



COLLEGE: Josh Thomas, drafted by the Dallas Cowboys in the fifth round (143rd overall), left the University of Buffalo as one of the top cover corners in school history. He tied for fifth in school record books with 27 career pass breakups, starting 34 career games. He is a physical corner who is not afraid to make the tackle and the ability to defend the ball at its highest point. Growing up in Cedar Hill, Texas (suburb of Dallas), Thomas comes to the Cowboys with some familiarity with Dallas' secondary coaches after being coached by Dave Campo and Brett Maxie in the 2011 East-West game.

TRANSACTION SUMMARY:

4/30/11: Drafted in the fifth round (143rd overall) by Dallas.

2010:

- Finished fifth on the team with 58 tackles, including 5.5 tackles for losses and a pair of sacks, starting all 12 contests.
- Added an interception, eight breakups, a forced fumble and a fumble recovery while mainly lining up against the opposing team's top receivers.
- Twice had a season-high seven tackles - each of the final two games against Eastern Michigan and at Akron.
- Picked off a pass that he returned 22 yards in the second quarter, setting up a touchdown and a 10-0 Buffalo lead in the opener against Rhode Island.
- His first sack came in the opener against Rhode Island and the second against Ball State.

2009:

- Started 10 of the 12 games he played and finished with 45 tackles (30 solo and two for losses), ranked second on the squad with nine pass breakups and notched a forced fumble and a fumble recovery.
- Had a season-best seven tackles and a deflection at Texas El-Paso.
- Notched six stops and a half tackle for loss against Central Michigan then broke up a season-best three passes against Gardner-Webb.
- Tied his season-high with seven stops along with a fumble recovery against Ohio.
- Posted five solo tackles, a forced fumble and a breakup at Miami (Ohio).

2008:

- Started the first eight and appeared in the final four games, finishing sixth on the team with 57 tackles, second with six breakups and three forced fumbles.
- Had a career game at Missouri with eight tackles, two for losses, two forced fumbles and a pass breakup.
- Earned Defensive Player of the Week honors by MAC Report Online for his performance at Missouri.
- Recorded a season-high nine tackles against Western Michigan.
- Notched seven tackles against Ohio, then six with a pass breakup and a forced fumble that a teammate returned 92 yards for a touchdown against Ball State in the MAC Championship Game.

2007:

- Played in 11 games with four starts as a true freshman.
- Finished with 45 tackles, an interception and four pass breakups.
- Notched nine tackles against Ohio before tallying a career-best 10 stops and a pair of deflections against Toledo.

PERSONAL:

- A first-team all-district selection at Cedar Hill, Texas, High School as a senior.
- Finished his final prep campaign with 109 tackles, five pass breakups, four interceptions and a fumble recovery.
- Helped lead his school to two district championships.
- Established school track and field records in the 40-yard dash, vertical jump and the 300-meter hurdles.
- Majored in sociology at Buffalo.

THOMAS' BUFFALO TOTALS

Year	GP-GS	DEFENSE							FUMBLES REC				INTERCEPTIONS						
		ST	AT	TT	Sks-Yds	Tkl/Ls	QB Prs	PBU	FF	No	Yds	Avg	Lg	TD	No	Yds	Avg	Lg	TD
2007	11-4	29	16	45	0.0(0)	0(0)	-	4	0	0	0	0.0	0	0	1	0	0.0	0	0
2008	12-8	39	18	57	0.0(0)	2(-3)	-	6	3	0	0	0.0	0	0	0	0	0.0	0	0
2009	12-10	30	15	45	0.0(0)	2(-6)	-	9	1	1	0	0.0	0	0	0	0	0.0	0	0
2010	12-12	30	28	58	2.0(-15)	5.5(-11)	-	8	1	1	0	0.0	0	0	1	22	22.0	22	0
Totals	47-34	128	77	205	2.0(-15)	9.5(-20)	-	27	5	2	0	0.0	0	0	2	22	11.0	22	0

DWAYNE HARRIS**14 • Wide Receiver**

5-10 • 207 • 9/16/87

East Carolina • D6 for '11 (176th overall)

NFL: Rookie • Cowboys: Rookie



COLLEGE: Dwayne Harris was selected in the sixth round (176th overall) of the 2011 NFL Draft by the Dallas Cowboys, adding a physical and productive receiver who can also perform on all special teams units. While at ECU, Harris set numerous school records as both a receiver and a returner while also finding spots in Conference USA record books as a returner. He left ECU with school records for his 268 catches (10th in the conference) and 3,001 yards (10th in the conference). He became the first player in university history - fourth in conference history - to top 100 catches in a season with his 101 as a senior. As a returner, he left second in ECU annals with 102 kickoff returns for 2,374 yards, and he became the second player at ECU, and sixth player in conference history, to amass over 6,000 career all-purpose yards (6,380). With experience as a prep quarterback, Harris displays the total package as an all-around athlete and should find his niche with the Cowboys.

TRANSACTION SUMMARY:

4/30/11: Drafted in the sixth round (176th overall) by Dallas.

2010:

- All-America second-team as an all-purpose player by *The NFL Draft Report* as a senior.
- All-Conference USA first-team as a receiver and punt returner and earned MVP honors.
- Earned Bilenikoff and Horning Award watch lists after starting 10-of-13 games and establishing school records with 101 catches for 1,123 yards (11.1 avg.) and his 10 touchdowns tied for second in ECU record books.
- Fourteen of his catches went for 20-plus yards and led the league, ranked sixth nationally, with an average of 7.8 catches-per-game. Third in the conference with an average of 86.4 yards-per-game.
- Gained 104 yards on 16 carries (6.5) and completed two-of-three passes for 38 yards and a touchdown.
- Set a school record with 41 kickoff returns for 839 yards and added 222 yards on 19 punt returns.
- His punt return average of 11.7 yards was fourth in the conference, 21st in the nation.
- Totaled a career-best 2,288 all-purpose yards, finishing fourth in the NCAA FBS.

2009:

- Earned first-team All-Conference USA honors as a wide receiver and kick return specialist as a junior.
- Received the team's Blackbeard Award for great plays, the Effort Award and the Jane Overton Decal Award.
- Member of the Victors Club which recognizes accomplishments of performance goals
- Played in all 14 games with seven starts and ranked third in the conference, 19th in the nation, with a 27.0-yard kickoff return average.
- Second-best season total in school history with 1,000 kickoff return yards and his 37 returns were third.
- Established school season and career records returning three kickoffs for touchdowns - one shy of the conference record.
- Led the team with 83 catches for 978 yards (11.8) and seven touchdowns. Added 31 carries for 149 yards and five scores, completed one-of-three passes for 35 yards and returned one punt for seven yards.
- Scored 90 points and registered 2,134 all-purpose yards - fifth in Conference USA and 21st nationally.
- Thirteen of his catches went for 20-or-more yards.

2008:

- As a sophomore, started five of the 10 games he played and led the team with 58 receptions for 654 yards (11.3) and a touchdown.
- Added 19 carries for 76 yards and returned 19 kickoffs for 446 yards (23.5).
- Totaled 1,176 all-purpose yards and averaged 117.6 yards-per-game.

2007:

- Started two of the 13 games he played as a redshirt freshman and finished with 26 catches for 246 yards and a pair of touchdowns.
- Added 20 rushes for 197 yards (9.9), including a 56-yard score against Texas-El Paso.
- Returned five kickoffs for 89 yards and completed one-of-three passes (an 80-yard touchdown toss also against UTEP).
- His 80-yard touchdown toss was the eighth-longest pass in school history.
- Returned 31 punts for 250 yards and was sixth in Conference USA with an 8.1-yard average.
- For the season, tallied 782 all-purpose yards, including the game against Alabama-Birmingham in which he racked up 140 yards (96 on five punt returns, 17 on two catches and 27 on an end-around).

2006:

- Redshirted as a true freshman.

PERSONAL:

- Lettered four times in football at Tucker High School in Stone Mountain, Ga., and earned Class 4A all-state honors from the Georgia High School Coaches Association as a senior.
- Was the school's quarterback as a senior, leading the squad to a 10-1 record and the region 6-AAAA championship.
- Added All-DeKalb County honors and played in the North-South All-star game where he was chosen as the MVP.
- Completed 62.0% of his passes for 1,334 yards and 10 touchdowns while adding 524 yards and seven rushing touchdowns as the team's captain.
- Also lettered for Tucker's baseball and basketball teams.
- Majored in communications.

HARRIS' EAST CAROLINA TOTALS

Year	GP-GS	RECEIVING					RUSHING					
		No	Yds	Avg	Long	TD	No	Yds	Avg	Long	TD	
2006												
2007	13-2	26	246	9.5	22	2	20	197	9.9	57	1	
2008	10-5	58	654	11.3	52	1	19	76	4.0	15	0	
2009	14-7	83	978	11.8	59	7	31	149	4.8	34	5	
2010	13-10	101	1,123	11.1	76	10	16	104	6.5	49	0	
Totals	50-24	268	3,001	11.2	76	20	86	526	6.1	57	6	
Year		KICKOFF RETURNS					PUNT RETURNS					
		No	Yds	Avg	Long	TD	No	Yds	Avg	Long	TD	
2006												
2007		5	89	17.8	27	0	31	250	8.1	46	0	
2008		19	446	23.5	9	0	0	0	0.0	0	0	
2009		37	1,000	27.0	99†	3	1	7	7.0	7	0	
2010		41	839	20.5	47	0	19	222	11.7	56	0	
Totals		102	2,374	23.3	99†	3	51	479	9.4	56	0	

ADDITIONAL STATISTICS

Passing - 2007 (1-of-3, 80 yds, 1 TD), 2009 (1-of-3, 35 yds.), 2010 (2-of-3, 38 yds, 1 TD). **Totals: 4-of-9, 153 yds., 2 TD.**

SHAUN CHAPAS (CHAP-iss)

45 • Fullback

6-2 • 247 • 5/2/88

Georgia • D7a for '11 (220th overall)

NFL: Rookie • Cowboys: Rookie



COLLEGE: The Dallas Cowboys went after a big, strong, smart blocking back when they selected Shaun Chapas (pronounced CHAP-iss) with their first pick in the seventh round (220th overall) of the 2011 NFL Draft. Through his four seasons at Georgia, the 6'2" 230-plus fullback had a knack for leading the way in the run game, and picking up blitzing attackers in the pass game. Despite his role as a full-time blocker, Chapas also displayed ability and talent with the ball in his hands, rushing for three touchdowns and adding four through the air. On special teams, he tallied 19 tackles and held nine inside kick attempts that he returned for 79 yards. In Dallas, he will press 2010 undrafted free agent fullback Chris Gronkowski for playing time at the position.

TRANSACTION SUMMARY:

4/30/11: Drafted in the seventh round (220th overall) by Dallas.

2010:

- As a senior, earned the team's Coaches Leadership Award for Special Teams, the Leon Farmer Award - given for dedication to the strength and conditioning program - and the David Jacobs Award, given to the player who, by example, portrays courage, spirit, character and determination.
- Named to ESPN's Academic All-District III first-team and, for the third season, received the UGA Athletic Director's Honor Roll distinction.
- Selected as the team's overall permanent captain and started nine-of-11 games played, finishing sixth on the team with 44 yards and two touchdowns on 15 carries.
- Caught five passes for 29 yards and two scores and gained 28 yards on three kickoff returns.

2009:

- As a junior, started seven-of-12 games played, finishing with 46 yards and a touchdown on seven carries, 50 yards and a touchdown on nine catches, 16 yards on two kickoff returns and four solo special teams stops.
- Earned a spot once again on the UGA Athletic Director's Honor Roll and on the Dean's list for the first time.
- Named as the SEC's "Best Blocking Back" by *The Sporting News*.

2008:

- Named one of the team's Most Improved Offensive Players, selected to the CoSIDA/ESPN *The Magazine* Academic All-District III first-team, member of the Southeastern Conference Academic Honor Roll and the UGA Athletic Director's Honor Roll.
- Named scholar athlete by CBS Sports during the Louisiana State game.
- Appeared in all 13 games, starting six, and finished with seven carries for 24 yards, nine catches for 120 yards and a touchdown, two kickoff returns for 19 yards and a pair of special teams tackles.

2007:

- Named the team's Most Improved Running Back and appeared in 13 games, but saw most of his time on special teams coverage units, recording 12 stops.
- Finished his redshirt freshman season with 41 yards on 11 carries and caught three passes for 22 yards.
- Added 16 yards on a pair of kickoff returns.

2006:

- Redshirted as a true freshman.
- Despite missing his senior season with a knee injury at The Bolles School in Jacksonville, Fla., was still rated the eighth-best fullback in the nation and 5th on the Rivals.com Florida Top-100 Team.
- Earned *Florida Times-Union* Super 24, *Tallahassee Democrat* Top-75 List and *Orlando Sentinel* Top-100 honors.
- Was the team's Athlete of the Year as a freshman and sophomore before leading the school to a Class AA state title as a junior blocking back. Added nine touchdowns on 38 carries and two more on nine catches.
- Double majored in marketing and Kinesiology.

CHAPAS' GEORGIA TOTALS

Year	GP-GS	RUSHING					RECEIVING				
		No	Yds	Avg	Long	TD	No	Yds	Avg	Long	TD
2006		REDSHIRT					REDSHIRT				
2007	13-0	11	41	3.7	10	0	3	22	7.3	10	0
2008	13-6	7	24	3.6	8	0	9	120	13.3	37	1
2009	12-7	7	46	6.4	22	1	9	50	5.6	12	1
2010	11-9	15	44	2.9	7	2	5	29	5.8	12	2
Totals	49-22	40	155	3.9	22	3	26	221	8.5	37	4
Year		KICKOFF RETURNS					ADDITIONAL STATISTICS				
		No	Yds	Avg	Long	TD	Spec. Teams Tackles - 2007 (12), 2008 (2), 2009 (4), 2010 (1), Totals: 19.				
2006		REDSHIRT									
2007		2	16	8.0	16	0					
2008		2	19	9.5	10	0					
2009		2	16	8.0	16	0					
2010		3	28	9.3	12	0					
Totals		9	79	8.8	16	0					

BILL NAGY

61 • Center

6-3 • 299 • 10/26/87
Wisconsin • D7b for '11 (252nd overall)
NFL: Rookie • Cowboys: Rookie



COLLEGE: The Dallas Cowboys added versatility to the interior of their offensive line when they drafted Bill Nagy with their second selection in the seventh round (252nd overall) of the 2011 NFL Draft. Nagy saw most of his collegiate playing time at guard, but moved to center for several games as a senior. In Dallas, Nagy is expected to learn the nuances of the trenches at the pro level from several experienced Pro Bowl caliber linemen.

TRANSACTION SUMMARY:

4/30/11: Drafted in the seventh round (252nd overall) by Dallas.

2010:

- Returned to full health and played in all 13 games - eight starts - for the first time in his collegiate career.
- Saw playing time and starts at right guard, center and tight end.
- Started the first four games of the season at right guard before seeing time at tight end and center.
- Got the starting nod at tight end in a jumbo package at Michigan State.
- Started at tight end in the win over top ranked Ohio State.
- Made his first career appearance at center in the second half at Iowa before making his first career start at center against Indiana.
- Earned co-Offensive Player of the Week honors following a start at center at Michigan.

2009:

- Limited to just three games after suffering an off the field injury.
- Played in games against Wofford, Ohio State and Purdue.

2008:

- Earned his second letter, with starts in three of the eight games he played.
- Made his first career start at Iowa.
- Started at right guard due to injury against Minnesota before earning his second consecutive start against Illinois.

2007:

- Earned his first letter as a redshirt freshman appearing in five games.
- Made his collegiate debut late in the game against The Citadel before serving as an injury replacement at right guard in the third quarter at Minnesota.

2006:

- Redshirted as a true freshman.

PERSONAL:

- As a senior at Hudson, Ohio, High School, ranked among the top-55 offensive linemen nationally by Scout.com.
- Two-time all-state selection and Cleveland Touchdown Club's Defensive Player of the Year in 2005.
- Also named to the *Cleveland Plain Dealer* and *Akron Beacon Journal* all-star teams.
- A three-time all-conference performer, lettered in football three times, twice in baseball and once in basketball.
- Majored in agricultural business management.

NAGY'S WISCONSIN TOTALS

GAMES/STARTS 2006 (RS), 2007 (5/0), 2008 (8/3), 2009 (3/0), 2010 (13/8) **Total: 29/11.**

STAFF

BILL
NAGY

2010 SEASON

RECORDS

PLAYOFF
RECORDS

HISTORY

SIDELINES

FIRST-YEAR FREE AGENTS

MIKE BALOGUN (BA-lih-ghin)

Linebacker

6-0 • 251 • 9/28/83
Oklahoma • FA for '11
NFL: 1st Year • Cowboys: 1st Year



PRO: The Dallas Cowboys signed Mike Balogun on Feb. 15, 2011. As a linebacker with limited NFL experience, Balogun spent the majority of his 2010 rookie season on the practice squads of the Washington Redskins and Tampa Bay Buccaneers before signing with the Buffalo Bills where he appeared in two games.

2010 (San Francisco/Washington/Tampa Bay/Buffalo):

- Signed with San Francisco as an undrafted free agent on April 26 but was released during final cuts following training camp on Sept. 3.
- Signed to Washington's practice squad on Sept. 6 before being released on Oct. 6.
- Was a member of Tampa Bay's practice squad after signing with the team on Oct. 11 before signing to Buffalo's active roster on Nov. 10.
- Saw action in two games with the Bills, including his first NFL appearance at Minnesota (12/5), followed by a matchup against Cleveland (12/12), but did not record any statistics.

COLLEGE:

- In his only season with Oklahoma (2008), played in 10 games with two starts to post 13 tackles.
- Logged a season-high six tackles in the 2008 National Championship Game against Florida.
- Did not play in 2009 due to an NCAA ruling.
- Before transferring to Oklahoma, played for Lackawanna, Pa., Community College where he was named the Northeast Football Conference Player of the Year and earned first-team Northeast Football All-Conference and second-team NJCAA All-American honors while totaling 86 tackles, a sack, two interceptions and three forced fumbles in 2007.

PERSONAL:

- Attended Suitland, Md., High School where he played football during his freshman and sophomore seasons but not during his junior and senior years.
- Played for the semipro North American Football League between high school and college.
- Worked in construction following high school before enrolling at Lackawanna.
- Earned a degree in sociology.

ALEX DANIELS

Linebacker

6-4 • 276 • 11/27/86
Cincinnati • FA for '10
NFL: 1st Year • Cowboys: 1st Year



PRO: Since signing to the Dallas Cowboys practice squad on Oct. 5, 2010, Alex Daniels has shown his versatility while taking valuable practice snaps at both fullback and defensive end. Daniels, who originally entered the NFL as an undrafted free agent with the Oakland Raiders, saw time at defensive end and running back in college.

2010 (Oakland/Dallas):

- Signed with Oakland on April 30 as an undrafted free agent and was released by the team on Sept. 13.
- Was added by Dallas on Oct. 5, and spent the rest of the season on and off the team's practice squad.

COLLEGE:

- During his final two collegiate seasons at Cincinnati, played on the defensive line and totaled 72 tackles, 9.5 sacks, three quarterback hurries and a pass defensed.
- Started 12-of-13 games as a senior at Cincinnati, tallying 56 tackles, 8.5 sacks, three quarterback hurries and a pass breakup.
- Played in every game as a junior after transferring from Minnesota, recording 16 tackles and one sack.

- Sat out the 2007 season while fulfilling the NCAA's transfer requirements.
- Played running back as a sophomore at Minnesota and was the team's second-leading rusher, totaling 309 yards and five touchdowns in 11 games.
- Played in 12 games as a freshman to record 14 tackles on defense.

PERSONAL:

- Attended Brookhaven High School in Columbus, Ohio and made 100 tackles with 5.0 sacks, three forced fumbles and two fumble recoveries in leading his team to the 2004 state title.
- Was ranked as a four-star performer, the 11th ranked athlete in the nation by Rivals.com, the 10th best safety in the nation by Scout.com and the 16th best linebacker in the nation by CollegeFootballNews.
- Was selected to the SuperPrep Midwest Team and named to the Ohio News Network All-Ohio Team, while he was also a two-time all-city selection and named all-conference, all-area and all-state in 2004.
- Majored in communications.

COMMUNITY:

- 2010 Dallas Cowboys Rookie Club.
- Annual team Holiday Hospital Visits.
- Salvation Army Angel Tree Christmas Program.
- Annual Dallas Cowboys Kickoff Luncheon and Cowboys Family Cookbook benefitting Happy Hill Farm.
- Make-A-Wish Foundation of North Texas.

CLIFTON GEATHERS

Defensive End



6-7 • 316 • 12/11/87
 South Carolina • W (Sea) for '10
 NFL: 1st Year • Cowboys: 1st Year

PRO: The Dallas Cowboys added to their defensive line with the addition of Clifton Geathers via waivers from the Seattle Seahawks on Dec. 8, 2010. Geathers, a 2010 sixth round draft choice by the Cleveland Browns, was also a member of both the Miami Dolphins and Seahawks for brief stints until his signing with Dallas. After being acquired by the Cowboys, Geathers saw action in one game while being inactive for three others.

2010 (Cleveland/Miami/Seattle/Dallas):

- Originally drafted by Cleveland in the sixth round (186th overall) of the 2010 NFL Draft but was released during final cuts.
- Claimed by the Dolphins off waivers on Sept. 5, and after 10 days on the active roster without seeing any action in games, was released on Sept. 15 and placed on Miami's practice squad on Sept. 16.
- Signed back to the Dolphins active roster on Oct. 23.
- Played in his first career game against Pittsburgh (10/24) but did not record any statistics.
- Released again by Miami on Nov. 26.
- Signed to the Seahawks active roster on Nov. 27 but did not play in any games and was released Dec. 7.
- Claimed off waivers by Dallas on Dec. 8.
- Was inactive against Philadelphia (12/12) and against Washington (12/19).
- Made his Cowboys debut along the defensive line at Arizona (12/25).
- Was inactive in the season finale at Philadelphia (1/2/11).

COLLEGE:

- Finished his collegiate career at South Carolina with 72 tackles, 12 tackles for loss, 6.0 sacks, two forced fumbles and one fumble recovery while playing in 36 games.
- Recorded 41 tackles, 3.5 sacks, 8.5 tackles for loss, two forced fumbles and one fumble recovery while playing in 12 games as a junior.
- Credited with 29 tackles as a sophomore while playing in all 13 games, making one start.
- Named the Most Improved Defensive End coming out of the spring.
- Saw action in 11 games, registering two tackles in his first season at South Carolina.
- Credited with a pair of tackles during his freshman campaign, both coming against South Carolina State.

PERSONAL:

- Attended Carvers Bay High School in Hemingway, S.C.
- Participated in the U.S. Army All-American Bowl game in January 2006.
- Enrolled at South Carolina in Jan. 2007 after spending the fall at Hargrove Military Academy in Chatham, Va.
- Majored in African-American studies.
- Regarded as the No. 14 prep school prospect in the country by Rivals.com.
- Older brother, Robert, was a fourth round selection by Cincinnati in 2004 and plays defensive end.
- Father, Robert Sr., was a third round pick by Buffalo in 1981.
- Uncle, Jumpy, was a second round pick by New Orleans in 1984 and played 13 years in the NFL.

COMMUNITY:

- Annual team Holiday Hospital Visits.

ISAIAH GREENHOUSE

Linebacker

6-2 • 248 • 7/15/87
Northwestern State • FA for '11
NFL: 1st Year • Cowboys: 1st Year



PRO: Signed by the Dallas Cowboys on March 1, 2011, Isaiah Greenhouse is a young linebacker prospect who spent the 2010 season with the Houston Texans after signing with the team as an undrafted free agent. In Dallas, Greenhouse will attempt to provide the Cowboys with depth at the position.

2010 (Houston):

- Played in two regular season games but did not record any statistics.
- In four games during the preseason, logged 10 tackles for the Texans.
- Originally signed with Houston as an undrafted free agent on May 7 but was released on Sept. 4 during final training camp cuts.
- Signed to the Texans practice squad on Sept. 6 then signed to their active roster on October 2.
- Played in his first career NFL game at Oakland (10/3) but did not record any statistics.
- Released on Oct. 9 and signed back to the Texans practice squad on Nov. 3, where he remained until signing back to their active roster on Dec. 29.
- Played in his second career game against Jacksonville (1/2/11) but did not register any statistics.

COLLEGE:

- Finished with 124 career tackles at Northwestern (La.) State, including nine tackles for loss, 2.5 sacks, four interceptions, two fumbles forced, one interception (returned for a 69-yard touchdown) and one pass breakup while playing in 45 games.
- Won the Joe Delaney Leadership Award and was voted a permanent team captain by teammates.
- In 11 games played during his senior season, posted 32 tackles, two tackles for loss and two pressures.
- Honorable mention All-Southland Conference selection.
- Won the FCA Award for outstanding contributions to that organization.
- As a junior, collected 42 tackles, one sack, 3.5 tackles for a loss, forced a fumble and had one interception which he returned 69 yards for a touchdown in 12 games played.
- Finished with 25 tackles including 2.5 tackles for a loss, a half sack, four quarterback hurries, a pass break up and fumble recovery in 11 games played as a sophomore.
- As a redshirt freshman, had 25 tackles, one sack, one tackle for loss, three fumbles forced, one fumble recovery and two quarterback hurries in 11 games played.
- Redshirted as a true freshman.


PERSONAL:

- Lettered four years in football and three in track and basketball at Marksville, La., High School.
- All-district as a sophomore, junior and senior and was all-parish, All-Cenla, all-state and team defensive MVP as a junior.
- Was a district and parish MVP along with all-district, All-Cenla and all-state honors as a senior.
- Graduated with a general studies degree with a concentration in social science.

LONYAE MILLER (LAHN-yay)

Running Back

6-0 • 232 • 4/29/88
Fresno State • FA for '10
NFL: 1st Year • Cowboys: 1st Year



PRO: Lonyae Miller gained valuable experience as a rookie with the Dallas Cowboys in 2010, serving as the team's third running back and seeing action on special teams while playing in four games. After spending the majority of the season on Dallas' practice squad, a calf injury to Marion Barber opened the door for Miller when the team signed him to the active roster on Dec. 3, 2010.

2010:

- Signed with Dallas as an undrafted free agent on April 30.
- Following his release by the Cowboys on Sept. 4, was quickly re-signed to the team's practice where he remained for the next 12 weeks.

- Signed to the active roster on Dec. 3 and made his NFL debut on special teams at Indianapolis (12/5).
- In the overtime win over the Colts, recovered a Bryan McCann fumble on a kickoff return.
- Saw action on special teams the next two games - against Philadelphia (12/12) and against Washington (12/19) - before being inactive at Arizona (12/25).
- Returned to the field on special teams in the season finale at Philadelphia (1/2/11).

COLLEGE:

- Finished his career at Fresno State playing in 45 games with 20 touchdowns.
- Played in all 13 games as a senior and finished with 367 rushing yards and four touchdowns on 68 carries (5.2 avg.) and added nine receptions for 38 yards.
- Averaged 6.8 yards-per-carry as a junior which was 68th in the NCAA and third in the WAC.
- In 12 games, carried the ball 120 times for 844 yards and added seven touchdowns.
- Recorded back-to-back 100-yard games - 161 against Hawaii (including a 90-yard rush, the second-longest in NCAA on the season) and 181 yards against Idaho.
- Started eight-of-10 games as a sophomore and was third on the team with 624 rushing yards on 132 carries with seven touchdowns.
- Added two receptions for 23 yards and had a 72-yard touchdown rush, the longest by Bulldog on the season.
- Saw action in 10 games as a true freshman and was second on the team with 288 rushing yards on 54 rushes with two scores.
- Led the team with 16 carries for 113 yards and a touchdown against Hawaii.

PERSONAL:

- Attended Fontana, Calif., Kaiser High School where he was named an Old Spice Top-50 athlete, Sunkist League Offensive MVP, first team All-CIF Southern Section and third-team all-state.
- Rushed for 2,567 yards on 277 attempts as a senior to finish fourth in the state in rushing yards.
- Had 34 touchdowns with a long rush of 94 yards while rushing for more than 100 yards in every game and had seven games of 200 or more yards.
- Also played on defense, recording 19 tackles and two interceptions.

COMMUNITY:

- 2010 Dallas Cowboys Rookie Club.
- Annual team Holiday Hospital Visits.
- Salvation Army Angel Tree Christmas Program.
- Annual Dallas Cowboys Kickoff Luncheon and Cowboys Family Cookbook benefitting Happy Hill Farm.
- Make-A-Wish Foundation of North Texas.

JEFF MOTURI**Wide Receiver**

5-11 • 181 • 4/4/86

Texas - El Paso • FA for '10

NFL: 1st Year • Cowboys: 1st Year



PRO: With injuries at wide receiver late in 2010, Jeff Moturi signed to the Dallas Cowboys practice squad on Dec. 29 to give the team more numbers at the position while allowing him to gain valuable practice snaps. Before settling with the Cowboys, Moturi had stints during his rookie season on the practice squads of the Chicago Bears, Indianapolis Colts and Green Bay Packers, who he originally signed with as an undrafted free agent.

2010 (Green Bay/Indianapolis/Chicago/Dallas):

- Signed with Green Bay as an undrafted free agent on April 30 but was released on Aug. 18.
- Indianapolis signed him to its practice squad on Nov. 3, but he was released on Nov. 17.
- Was added to Chicago's practice squad on Dec. 7 and released on Dec. 21.
- Signed to Dallas' practice squad on Dec. 29 where he remained for the rest of the season.

COLLEGE:

- Was a four-year letterman for UTEP, playing in 44 career games with 34 starts.
- Registered 2,527 receiving yards on 170 catches (14.9 avg.) to become only the eighth player in school history to post 2,000 career receiving yards.
- His 170 receptions ranked fourth in school annals, his 26 touchdown receptions were third and he tied for fourth in team history with 10 100-yard receiving games.
- As a senior, earned honorable mention All-Conference USA recognition while leading the team in catches (53) and receiving yards (974) while his 18.4-yard average led the conference and ranked fourth in the country among players with 50 or more catches.
- Was an honorable mention All-Conference USA selection as a junior after leading his team with 51 receptions and was second on the team in receiving yards (655) and touchdown catches (nine).
- Named first-team All-Conference USA as a sophomore after posting a career-high 65 receptions for 891 yards and 13 touchdowns - ranking him fourth nationally in scoring grabs.
- Tied a school record by making a touchdown catch in 10 straight games, and his 13 receiving scores for the year tied the second-best mark in school history.
- Played in eight games as a true freshman while making only one catch for seven yards.

PERSONAL:

- Attended MacArthur High School in Irving, Texas where he earned first-team all-district honors as a senior and junior.
- Was a second-team all-state selection as a senior while helping MacArthur to a 10-1 record and a district title as he caught 46 passes for 995 yards (21.6 avg.) and nine touchdowns.
- Posted 29 receptions for 625 yards (21.6 avg.) and 11 touchdowns as a junior.
- Also lettered twice in track and field, competing in the 4x200 relay and the 200 meters.
- Majored in multidisciplinary studies at UTEP.

TITUS RYAN (TIGHT-iss)**Wide Receiver**

6-0 • 188 • 5/19/84
 Concordia College • FA for '11
 NFL: 1st Year • Cowboys: 1st Year



PRO: Titus Ryan got a second chance with the Dallas Cowboys after re-signing with the team on Jan 24, 2011. He went to training camp with the Cowboys in 2010 but a broken thumb slowed his progress and ultimately led to his release before the end of camp. He spent part of the 2007 and 2008 seasons on the New Orleans Saints and Carolina Panthers practice squads before joining the Calgary Stampeders of the Canadian Football League in 2009. Ryan was out of football in 2010.

2010 (Dallas):

- Signed by Dallas on Jan. 22.
- Was waived/injured by Dallas on Aug. 10 and was out of football the remainder of the season.

2009 (Canadian Football League):

- Spent the 2009 season with the Calgary Stampeders of the Canadian Football League, where he recorded seven catches for 111 yards with one touchdown.

2008 (Carolina):

- Spent the first month of the season on the Carolina Panthers practice squad and was released Sept. 23.

2007 (New Orleans):

- Signed with the Kansas City Chiefs as an undrafted free agent, but was released during training camp.
- Signed to the Saints practice squad on Sept. 18 where he spent a month before he was released.

COLLEGE:

- Played one season at Concordia College in Selma, Ala., and became the first player from Concordia to sign with an NFL team.
- Played two seasons at East Central Community College in Decatur, Miss., where he played both running back and wide receiver.

PERSONAL:

- Attended Tuscaloosa, Ala., County High School where he played running back.
- for the school's track and field team, held the 100-meter record in high school with a time of 10.4, while also winning both the 100 and 200 as a senior.
- Majored in general studies at Concordia College.

ROSS WEAVER**Cornerback**

6-1 • 210 • 1/9/87
 Michigan State • FA for '10
 NFL: 1st Year • Cowboys: 1st Year



PRO: Ross Weaver was a late addition by the Dallas Cowboys in 2010 as the team signed him to the practice squad on Nov. 4, 2010. After gaining valuable experience with the team in 2010, he will look to compete for a roster spot in 2011. Weaver was originally signed as a 2010 undrafted free agent by the Miami Dolphins, and after his release, spent time on the Seattle Seahawks practice squad.

2010 (Miami/Seattle/Dallas):

- Signed with Miami as an undrafted free agent on April 30 and was released by the team on Sept. 4.
- Added to Seattle's practice squad on Sept. 6 and was released on Sept. 14.

- Signed to Dallas' practice squad on Nov. 4 and finished the season with the team.

COLLEGE:

- Played in 41 career games with 17 starts at Michigan State to amass 86 tackles and 12 pass breakups.
- Appeared in all 13 games with one start as a senior to record 31 tackles.
- Named one of four team captains in a vote by his teammates and coaches and was a recipient of the MSU Football Players Association Community Service and Outreach Award.
- Started 11 games at cornerback as a junior and tied for the team lead with seven pass breakups while recording a career-high 28 tackles, including 2.5 for losses.
- Appeared in eight games with five starts as a sophomore while being credited with 19 tackles and six assists.
- Granted a medical redshirt after breaking an ankle in camp, causing him to miss the entire 2006 season.
- Saw action in nine games as a freshman while posting eight tackles.

PERSONAL:

- Attended Southfield, Mich., High School and earned all-state honors (2004) and was named to *Prep Football Report's* All-Midwest Team, *The Detroit News* Dream Team and All-Metro Team while also being selected to *The Detroit News* and *Detroit Free Press* All-North Teams.
- Recorded 62 tackles, two interceptions and eight pass breakups as a senior free safety.
- Recorded personal best of 10.68 in the 100 while a member of the track team.
- Majored in mechanical engineering at Michigan State.

COMMUNITY:

- 2010 Dallas Cowboys Rookie Club.
- Annual team Holiday Hospital Visits.
- Salvation Army Angel Tree Christmas Program.
- Annual Dallas Cowboys Kickoff Luncheon and Cowboys Family Cookbook benefitting Happy Hill Farm.
- Make-A-Wish Foundation of North Texas.
- Super Bowl XLV NFL Experience Play 60 Football Clinic.

TEDDY WILLIAMS

Wide Receiver


6-3 • 200 • 7/3/88

Texas-San Antonio • FA for '10

NFL: 1st Year • Cowboys: 1st Year

Games/Starts: 2010-0/0; Career-0/0

Postseason: 2010-0/0; Career-0/0



PRO: The Dallas Cowboys invested in a former track star Teddy Williams when the club signed him on July 29 as an undrafted rookie free agent during their 2010 training camp. He was released at the final cut date but immediately signed to the practice squad where he remained until signing to the active roster on Dec. 21. Williams, who did not play football collegiately, instead focused his talents on track at UTSA, is a Texas native who is looking to make the Cowboys roster after spending almost a full season on the club's practice squad.

2010:

- After posting four tackles at cornerback in the preseason, was released at the final cut date and immediately signed to the club's practice squad.
- Flipped to wide receiver in the middle of the season and signed to the active roster on Dec. 21.
- Was a gameday inactive the final two games of the season.

COLLEGE:

- As a junior, earned All-America honors in the 60 meters, named the Southland Indoor Athlete of the Year and Outstanding Track Performer after leading UTSA to their fourth consecutive league championship.
- As a sophomore, advanced to both NCAA Championship meets, finishing seventh at the NCAA Outdoor in the 100 meters (10.40) to become the fifth All-American in school annals.
- Earned the first NCAA Regional Individual Championship in program history when he won the 100m (10.25).
- Won a total of four conference titles, broke the league's 60m record and set four school marks.
- Earned NCAA Midwest All-Region honors as part of UTSA's fifth-place 400-meter relay team as a freshman.

PERSONAL:

- Ran track, was a three-year starter in football and two-year starter in baseball at John Tyler High School in Tyler, Texas.
- Earned second-team all-state honors as a junior and was a three-time all-district performer on the gridiron.
- Lead leg on the 400-meter relay team that finished fifth at the Class 5A state meet (41.01).
- Also qualified for the 100 and 200 meters and 800-meter relay.
- District winner in 200m as a senior.
- Had career-bests of 10.51 in the 100m, 21.49 in the 200m.
- Majored in kinesiology at UTSA.

COMMUNITY:

- 2010 Dallas Cowboys Rookie Club.
- Annual team Holiday Hospital Visits.
- Salvation Army Angel Tree Christmas Program.
- Annual Dallas Cowboys Kickoff Luncheon and Cowboys Family Cookbook benefitting Happy Hill Farm.
- Make-A-Wish Foundation of North Texas.

2011 Rookie and First-Year Roster

NO	NAME	POS	HGT	WGT	BIRTH- DATE	NFL EXP	COLLEGE	HOW ACQ.
73	Acuna, Jose	T	6-6	306	3/27/89	R	Nevada Reno	FA-'11
46	Adams, Corey	LS	6-4	248	7/26/89	R	Kansas State	FA-'11
47	Albright, Alex	LB	6-5	257	1/29/88	R	Boston College	FA-'11
62	Arkin, David	G	6-5	307	10/7/87	R	Missouri State	D4-'11
5	Bailey, Dan	K	6-0	186	1/26/88	R	Oklahoma State	FA-'11
55	Balogun, Mike	LB	6-0	251	9/28/83	1	Oklahoma	FA-'11
74	Blackard, Billy	NT	6-3	329	6/6/86	R	Northeastern St (Ok)	FA-'11
31	Butler, Mario	CB	6-1	188	10/20/88	R	Georgia Tech	FA-'11
53	Carter, Bruce	LB	6-3	233	2/19/88	R	North Carolina	D2-'11
45	Chapas, Shaun	FB	6-2	247	5/2/88	R	Georgia	D7a-'11
52	Daniels, Alex	DE	6-4	276	11/27/86	1	Cincinnati	FA-'10
4	Eskridge, Zack	QB	6-3	213	1/19/88	R	Midwestern State	FA-'11
66	Geathers, Clifton	DE	6-7	316	12/11/87	1	South Carolina	FA-'10
48	Greenhouse, Isaiah	LB	6-2	248	7/15/87	1	Northwestern State	FA-'11
14	Harris, Dwayne	WR	5-10	207	9/16/87	R	East Carolina	D6-'11
38	Ibiloje, Alex	CB	6-0	195	2/7/88	R	Texas Christian	FA-'11
6	Jones, Chris	P	6-1	200	7/21/89	R	Carson Newman	FA-'11
60	Kowalski, Kevin	C/G	6-4	301	1/2/89	R	Toledo	FA-'11
58	Lemon, Orié	LB	6-1	244	9/9/87	R	Oklahoma State	FA-'11
13	Leong, Lyle	WR	6-1	175	8/23/87	R	Texas Tech	FA-'11
79	Letuli, Pepa	G	6-4	321	12/29/86	R	Hawaii	FA-'11
35	Miller, Lonyae	RB	6-0	232	4/29/88	1	Fresno State	FA-'10
81	Moturi, Jeff	WR	5-11	181	4/4/86	1	UTEP	FA-'10
29	Murray, DeMarco	RB	6-0	221	2/12/88	R	Oklahoma	D3-'11
61	Nagy, Bill	C	6-3	299	10/26/87	R	Wisconsin	D7b-'11
84	Poots, Iysson	WR	6-2	214	1/12/88	R	Southern Utah	FA-'11
86	Radway, Raymond	WR	6-3	193	7/5/87	R	Ablene Christian	FA-'11
33	Randle, Chris	CB	5-11	198	6/18/88	R	Utah State	FA-'11
83	Ryan, Titus	WR	6-0	188	5/19/84	1	Concordia College	FA-'11
72	Scott, Lawon	DL	6-1	314	3/7/89	R	Mississippi	FA-'11
77	Smith, Tyrone	T	6-5	307	12/12/90	R	Southern California	D1-'11
34	Tanner, Phillip	RB	6-0	214	8/8/88	R	Middle Tennessee St	FA-'11
26	Thomas, Josh	CB	5-11	188	5/3/89	R	Buffalo	D5-'11
30	Warren, Frank	RB	5-10	195	4/18/89	R	Grambling	FA-'11
25	Weaver, Ross	CB	6-1	210	1/9/87	1	Michigan State	FA-'10
10	Williams, Teddy	WR	6-3	200	7/3/88	1	Texas, San Antonio	FA-'10
39	Zych, Collin	S	5-11	203	2/1/89	R	Harvard	FA-'11

2011 Dallas Cowboys Draft Class



Dallas Cowboys 2011 Veterans Roster

NO	NAME	POS	HGT	WGT	BIRTH-DATE	NFL EXP	COLLEGE	HOW ACQ.
19	Austin, Miles	WR	6-2	213	6/30/84	6	Monmouth	FA-'06
20	Ball, Alan	CB	6-2	195	3/29/85	4	Illinois	D7b-'07
20	Bennett, Martellus	TE	6-6	275	3/10/87	4	Texas A&M	D2-'08
72	Bowen, Stephen	DE	6-5	306	3/27/80	6	Holstra	FA-'06
92	Brent, Josh	NT	6-2	318	1/30/88	2	Illinois	S7-'10
51	Brooking, Keith	LB	6-2	242	10/30/75	14	Georgia Tech	UFA(Atl)-'09
88	Bryant, Dez	WR	6-2	225	11/4/88	2	Oklahoma State	D1-'10
18	Buehler, David	K	6-2	233	2/5/87	3	Southern California	D5c-'09
57	Butler, Victor	LB	6-2	246	7/29/87	3	Oregon State	D4b-'09
23	Choice, Tashard	RB	5-10	212	11/20/84	4	Georgia Tech	D4-'08
42	Church, Barry	S	6-2	219	2/11/88	2	Toledo	FA-'10
75	Colombo, Marc	T	6-8	320	10/7/74	10	Boston College	FA-'05
98	Coleman, Kenyon	DE	6-5	295	4/10/79	11	UCLA	UFA(Cle)'11
67	Costa, Phil	C	6-3	311	7/11/87	2	Maryland	FA-'10
54	Cummings, Kenwin	LB	6-3	247	7/23/86	3	Wingate	FA-'10
68	Free, Doug	T	6-6	320	1/6/84	5	Northern Illinois	D4b-'07
44	Gronkowski, Chris	FB	6-2	246	12/26/82	2	Arizona	FA-'10
65	Gurode, Andre	C	6-4	334	3/6/79	10	Colorado	D2a-'02
64	Holland, Montrae	G	6-2	340	5/21/80	9	Florida State	T(Den)-'08
16	Holley, Jesse	WR	6-2	216	1/8/84	2	North Carolina	FA-'09
56	James, Bradie	LB	6-2	240	1/17/81	9	Louisiana State	D4-'03
21	Jenkins, Mike	CB	5-10	200	3/22/85	4	South Florida	D1b-'08
15	Johnson, Manuel	WR	5-11	203	10/14/86	2	Oklahoma	D7b-'09
28	Jones, Felix	RB	5-10	219	5/8/87	4	Arkansas	D1a-'08
3	Kitna, Jon	QB	6-2	219	9/21/72	15	Central Washington	T(Det)-'09
63	Kosier, Kyle	G	6-5	309	11/27/78	10	Arizona State	UFA(Det)-'06
91	Ladouceur, Louis-Philippe	LS	6-5	255	3/13/81	7	California	FA-'05
50	Lee, Sean	LB	6-2	245	7/22/86	2	Penn State	D2-'10
95	Lissemore, Sean	DE	6-4	305	9/11/87	2	William & Mary	D7-'10
1	McBriar, Mat	P	6-0	223	7/8/79	8	Hawaii	FA-'04
37	McCann, Bryan	CB	5-10	186	9/29/87	2	Southern Methodist	FA-'10
40	McCray, Danny	S	6-1	222	3/10/88	2	Louisiana State	FA-'10
7	McGee, Stephen	QB	6-3	224	9/27/85	3	Texas A&M	D4a-'09
41	Newman, Terence	CB	5-10	191	9/4/78	9	Kansas State	D1-'03
85	Ogletree, Kevin	WR	6-1	187	8/5/87	3	Virginia	FA-'09
99	Olshansky, Igor	DE	6-5	315	5/3/82	8	Oregon	UFA(SD)-'09
27	Owusu-Ansah, Akwasi	S	6-0	210	4/10/88	2	Indiana (PA)	D4-'10
78	Parnell, Jermey	T	6-6	306	7/20/86	2	Mississippi	FA-'10
89	Phillips, John	TE	6-5	262	6/11/87	3	Virginia	D6b-'09
49	Pociask, Jason	TE	6-3	256	2/9/83	3	Wisconsin	FA-'10
90	Ratliff, Jay	NT	6-4	285	8/29/81	7	Auburn	D7-'05
9	Romo, Tony	QB	6-2	227	4/21/80	9	Eastern Illinois	FA-'03
83	Rucker, Martin	TE	6-5	248	5/4/85	4	Missouri	FA-'10
32	Scandrick, Orlando	CB	5-10	193	2/10/87	4	Boise State	D5-'08
36	Sendejo, Andrew	S	6-1	209	9/9/87	2	Rice	FA-'10
96	Spears, Marcus	DE	6-4	311	3/8/83	7	Louisiana State	D1b-'05
93	Spencer, Anthony	LB	6-3	254	1/23/84	5	Purdue	D1-'07
94	Ware, DeMarcus	LB	6-4	257	7/31/82	7	Troy	D1a-'05
59	Williams, Brandon	LB	6-3	250	6/21/88	3	Texas Tech	D4c-'09
82	Witten, Jason	TE	6-6	259	5/6/82	9	Tennessee	D3-'03
76	Young, Sam	T	6-8	332	6/24/87	2	Notre Dame	D6a-'10

STAFF

VETERAN ROSTER

2010 SEASON

RECORDS

PLAYOFF RECORDS

HISTORY

SIDELINES

Cowboys All-Time Roster

HEAD COACHES

Coach	Seasons	Years	— Regular Season —				— Postseason —			— Total —			
			Won	Lost	Tied	Pct	Won	Lost	Pct	Won	Lost	Tied	Pct
Tom Landry	29	1960-88	250	162	6	605	20	16	.556	270	178	6	601
Jimmy Johnson	5	1989-93	44	36	0	550	7	1	.875	51	37	0	580
Barry Switzer	4	1994-97	40	24	0	625	5	2	.714	45	26	0	634
Chan Gailey	2	1998-99	18	14	0	563	0	2	.000	18	16	0	529
Dave Campo	3	2000-02	15	33	0	313	0	0	.000	15	33	0	313
Bill Parcells	4	2003-06	34	30	0	531	0	2	.000	34	32	0	515
Wade Phillips	4	2007-10	34	22	0	607	1	2	.333	35	24	0	593
Jason Garrett	1	2010*	5	3	0	625	0	0	.000	5	3	0	625
All-time Totals	51	1960-2010	440	344	6	568	33	25	.569	473	349	6	575

*denotes interim season

ASSISTANT COACHES

A	Alexander, Hubbard	Receivers	1989-97
	Allen, Ermal	Offensive Backfield	1962-69
		Special Assistant	1970-79
		Research and Development	1980-83
	Armstrong, Neill	Research and Development	1982-89
	Avezzano, Joe	Special Teams	1990-00, 2002
		Special Teams/Tight Ends	2001
B	Bates, Bill	Special Teams/ Defensive Assistant	1998-99
		Defensive Backs	2000
		Defensive Nickel Package/ Assistant Special Teams	2001-02
	Bates, Jim	Linebackers	1996-97
		Assistant Head Coach/ Defensive Line	1998-99
	Berry, Raymond	Offensive Ends	1968-69
	Blake, John	Defensive Line	1993-95
	Boller, Craig	Defensive Tackles	1996-97
	Bowles, Todd	Secondary	2005-07
	Brodsky, Joe	Running Backs	1989-97
	Brown, Vincent	Inside Linebackers	2006
C	Campo, Dave	Defensive Assistant	1989-90
		Defensive Backs	1991-94
		Defensive Coordinator	1995-99
		Secondary	2008-10
	Carthon, Maurice	Offensive Coordinator/ Running Backs	2003-04
	Chandler, Wes	Receivers	2000-02
	Coslet, Bruce	Offensive Coordinator	2002
D	Dahms, Tom	Defensive Line	1960-62
	Davis, Butch	Defensive Line	1989-92
		Defensive Coordinator/ Linebackers	1993
		Defensive Coordinator	1994
	DeCamillis, Joe	Special Teams Coordinator	2009-10
	DeHaven, Bruce	Special Teams	2003-06
	Dimancheff, Boris (Babe)	Backfield	1960-61
	Ditka, Mike	Receivers/Tight Ends	1973-74
		Special Teams/ Tight Ends	1975-76, 1980
		Special Teams/Receivers	1977-79, 1981
E	Ecklund, Brad	Offensive Line	1960-61
		Defensive Line	1962-63
	Eddy, Jim	Defensive Assistant	1993
		Linebackers	1994-95
	Edwards, George	Linebackers	1998-01
	Erkenbeck, Jim	Offensive Line	1987-88
F	Ford, Robert	Tight Ends	1991-97
	Franklin, Bobby	Defensive Backfield	1968-71
		Special Teams	1972
G	Garrett, Jason	Offensive Coordinator	2007
		Asst. Head Coach/Off. Coordinator	2008-10
	Garrett, John	Tight Ends	2008-09
	Geis, Wayne "Buddy"	Quarterbacks	1998-99
		Offensive Nickel Package	2000
	Gibbs, Gary	Linebackers	2002-05
	Gillman, Sid	Special Assistant	1972
	Grantham, Todd	Defensive Line	2008-09
H	Hackett, Paul	Offensive Coordinator/ Quarterbacks/Receivers	1986
		Offensive Coordinator/ Quarterbacks	1987-88
	Haley, Todd	Receivers	2004-05
		Receivers/ Passing Game Coordinator	2006
	Hall, Galen	Running Backs	2002
	Hart, Tommy	Defensive Ends	1996-97
	Herring, Reggie	Linebackers	2008-10
	Hickey, Howard (Red)	Offensive Ends	1964-65
	Hoffman, Steve	Kickers/Quality Control	1989-04
	Houck, Hudson	Offensive Line	1993-01, 2008-10
	Hughes, Ed	Offensive Backfield	1973-74, 1976
		Quarterbacks/Receivers	1975
J	Jeffcoat, Jim	Defensive Line Assistant	1998-99
		Defensive Ends	2000-04
	Juraszek, Joe	Strength and Conditioning	1997-10
K	Kitchens, Freddie	Tight Ends	2006
	Bobby King	Asst. Linebackers/Def. Qual. Control	2010
L	Lavan, Al	Running Backs	1980-88
	Lee, David	Offensive Assistant	2003-04, 2006
		Quarterbacks	2005
	Lowry, Alan	Special Teams	1982-86
		Receivers	1987-88
		Special Teams/Tight Ends	1989
		Tight Ends	1990
	Lynn, Anthony	Running Backs	2005-06
M	MacIntyre, Mike	Assistant Secondary	2003-06
	Mackovic, John	Quarterbacks	1981-82
	Maxie, Brett	Assistant Secondary	2008
		Secondary/Safeties	2010
	McNulty, John	Wide Receivers	2003
	Meeks, Ron	Defensive Assistant	1991
	Miles, Les	Tight Ends	1998-00
	Myers, Jim	Offensive Line	1962-72
		Offensive Coordinator	1973-74
		Offensive Coordinator/ Offensive Line	1975-76
		Assistant Head Coach/ Offensive Line	1977-86

Assistant Coaches, cont.

N			
Nguyen, Dat	Asst. Linebackers/Def. Asst.	2007-09	
Nolan, Dick	Defensive Backfield	1962-67	
	Receivers	1982-85	
	Defensive Backs	1986-90	
O			
O'Quinn, Keith	Off. Asst./Off. Qual. Control	2010	
P			
Painter, Dwain	Receivers	1998-99	
Palmer, Chris	Quarterbacks	2006	
Pasqualoni, Paul	Tight Ends	2005	
	Linebackers	2006-07	
	Defensive Line	2010	
Patterson, Andre	Defensive Tackles	2000-02	
Payton, Sean	Assistant Head Coach/ Quarterbacks	2003-04	
	Assistant Head Coach/ Passing Game Coordinator	2005	
Peete, Skip	Running Backs	2007-10	
Pendergast, Clancy	Defensive Assistant/ Quality Control	1996-99	
	Defensive Nickel Package	2000	
	Defensive Backs	2001-02	
Phillips, Wes	Quality Control/Off. Asst.	2007-10	
R			
Read, Bruce	Special Teams	2007-08	
Reeves, Dan	Offensive Backfield	1970-72, 1975	
	Special Teams Coach	1974	
	Quarterbacks/Receivers	1976	
	Offensive Coordinator/ Defensive Backs	1977-79	
	Offensive Coordinator/ Quarterbacks/Receivers	1980	
Reilly, Jack	Quarterbacks	1997	
	Offensive Coordinator	2000-01	
Renfro, Ray	Passing Offense	1968-72	
Rhime, Jerry	Quarterbacks	1989	
Robinson, Tommie	Offensive Assistant	1998-99	
	Special Teams Assistant	2000	
Rodgers, Kacy	Defensive Tackles	2003-04	
	Defensive Line	2005-07	
Roy, Alvin	Strength and Conditioning	1973-75	

S			
Seamon, Greg	Tight Ends	2002	
Shelmon, Clarence	Running Backs	1998-01	
Sherman, Ray	Wide Receivers	2007-10	
Shofner, Jim	Quarterbacks	1983-85	
Shula, Dave	Offensive Coordinator	1989	
	Offensive Coordinator/ Quarterbacks	1990	
Stowik, Bob	Defensive Assistant	1992	
Smith, Glenn	Offensive Assistant	2000-01	
Solari, Mike	Special Teams	1987-88	
Sparano, Tony	Tight Ends	2003-04	
	Offensive Line/ Running Game Coordinator	2005-06	
	Asst. Head Coach/Off. Line	2007	
Stallings, Gene	Defensive Backfield Coach	1972-85	
Stautner, Ernie	Defensive Line	1966-72	
	Defensive Coordinator	1973-74	
	Defensive Coordinator/ Defensive Line	1975-88	
Stewart, Brian	Defensive Coordinator	2007-08	
T			
Tubbs, Jerry	Linebackers	1966-88	
Turner, Norv	Offensive Coordinator/ Quarterbacks	1991-93	
V			
Verducci, Frank	Offensive Line	2002	
W			
Wannstedt, Dave	Defensive Coordinator/ Linebackers	1989-92	
	Strength and Conditioning	1976-89	
Warhop, George	Offensive Line	2003-04	
Wilson, Wade	Quarterbacks	2000-02, 2007-10	
Wise, Tony	Offensive Line	1989-92	
Woicik, Mike	Strength and Conditioning	1990-96	
Z			
Zampese, Ernie	Offensive Coordinator	1994-97	
Zimmer, Mike	Defensive Assistant	1994	
	Defensive Backs	1995-99	
	Defensive Coordinator	2000-06	

PLAYERS

A			
50	Abrams, Bobby	LB, Michigan	1992-93
21	Adams, David	RB, Arizona	1987
76	Adams, Flozell	G/T, Michigan State	1998-09
51/53	Adams, Keith	LB, Clemson	2001-02
24	Adams, Vashone	S, Eastern Michigan	1999
26	Adderley, Herb	CB, Michigan State	1970-72
23	Adkins, Margene	WR, Henderson J.C.	1970-71
4	Agee, Tommie	FB, Auburn	1990-94
8	Aikman, Troy	QB, UCLA	1989-00
29	Akins, Chris	S, Arkansas-Pine Bluff	1999-00
36	Albritton, Vince	S/LB, Washington	1984-91
87	Alexander, Ray	WR, Florida A&M	1988-89
63	Alford, Darnell	T, Boston College	2002
31	Allen, Gary	RB, Hawaii	1983-84
73	Allen, Larry	G/T, Sonoma State	1994-05
19	Alworth, Lance	WR, Arkansas	1971-72
96	Anderson, Antonio	DT, Syracuse	1997-98
34	Anderson, Deon	FB, Connecticut	2007-10
20	Anderson, Richie	FB, Penn State	2003-04
66	Andrie, George	DE, Marquette	1962-72
81	Ankrom, Scott	WR, Texas Christian	1989
10/35	Armstrong, Jimmy	DB, Appalachian State	1987
81	Armstrong, Tyji	TE, Mississippi	1996
64	Arneson, Jim	C/G, Arizona	1973-74
78	Asher, Bob	T, Vanderbilt	1970
76	Aughtman, Dowe	OL, Auburn	1984
14/19	Austin, Miles	WR, Monmouth University	2006-10
89	Awalt, Rob	TE, San Diego St.	1990-91
50/51	Ayodele, Akin	LB, Purdue	2006-07
92	Ayodele, Remi	NT, Oklahoma	2007

B			
33	Babb, Gene	LB/RB, Austin College	1960-61
53	Babinecz, John	LB, Villanova	1972-73
23	Bailey, Robert	CB, Miami, Fla.	1995
66	Baker, Jesse	DE, Jacksonville State	1986
10	Baker, Jon	K, Arizona State	1995
38	Baker, Sam	P/K, Oregon State	1962-63
62	Baldinger, Brian	OL, Duke	1982-84, 1986-87
20	Ball, Alan	CB, Illinois	2007-10
87	Banks, Gordon	WR, Stanford	1985-87
24	Barber III, Marion	RB, Minnesota	2005-10
80	Barksdale, Rod	WR, Arizona	1987
31	Barnes, Benny	DB, Stanford	1972-82
36	Barnes, Darian	FB, Hampton	2004
80	Barnes, Gary	WR, Clemson	1963
56	Barnes, Reggie	LB, Oklahoma	1995
56	Barnes, Rodrigo	LB, Rice	1973-74
71	Barron, Alex	T, Florida State	2010
46	Barrow, Micheal	LB, Miami, Fla.	2005
81	Bateman, Marv	P, Utah	1972-74
40	Bates, Bill	S, Tennessee	1983-97
29	Bates, Michael	WR/KR, Arizona	2003
68	Batiste, Michael	DT/G, Tulane	1995
35	Battle, Tra	CB, Georgia	2008
46	Baynham, Craig	RB, Georgia Tech	1967-69
11	Belden, Bob	QB, Notre Dame	1969-70
33	Bell, Jason	CB, UCLA	2001
80	Bennett, Martellus	TE, Texas A&M	2008-10
91	Benson, Darren	DT, Trinity Valley C.C.	1995-98
20	Berch, Bob	S, Michigan State	1960-61
67	Berger, Joe	G, Michigan Tech	2006-08
76	Bethea, Larry	DL, Michigan State	1978-83

- 7 Beuerlein, Steve, QB, Notre Dame, 1991-92
 46 Bickerstaff, Erik, RB, Wisconsin, 2003
 36 Bielski, Dick, TE, Maryland, 1960-61
 29 Billups, Terry, CB, North Carolina, 1998
 44 Bishop, Don, CB, CCLA, 1960-65
 86 Bjornson, Eric, TE, Washington, 1995-99
 24 Blackwell, Alois, RB, Houston, 1978-79
 89 Blackwell, Kelly, TE, Texas Christian, 1993
 99 Blade, Willie, DT, Mississippi State, 2003
 46 Blake, Ricky, RB, Alabama A&M, 1991
 11 Bledsoe, Drew, QB, Washington State, 2005-06
 28 Blount, Alvin, RB, Maryland, 1987
 68 Boeke, Jim, T, Heidelberg, 1964-67
 5 Bollinger, Brooks, QB, Wisconsin, 2008
 1 Boniol, Chris, K, Louisiana Tech, 1994-96
 87 Borden, Nate, DE, Indiana, 1960-61
 84 Borresen, Rich, TE, Northwestern, 1987
 58 Bowden, Joe, LB, Oklahoma, 2000
 72 Bowen, Stephen, DE, Hofstra, 2006-10
 51 Braatz, Tom, LB, Marquette, 1960
 77 Bradfute, Byron, T, Southern Mississippi, 1960-61
 1 Brady, Kerry, K, Hawaii, 1987
 82/85 Brazzell, Chris, WR, Angelo State, 1999-00
 92 Brent, Josh, NT, Illinois, 2010
 53 Breunig, Bob, LB, Arizona State, 1975-84
 79 Brewster, Robert, T, Ball State, 2009-10
 21/23/29 Brice, Alundis, CB, Mississippi, 1995-96
 41 Briggs, Greg, S, Texas Southern, 1995
 63 Brinkley, Lester, DL, Mississippi, 1990
 36 Brinson, Larry, RB, Florida, 1977-79
 77 Brock, Clyde, DT, Utah State, 1962-63
 51 Brooking, Keith, LB, Georgia Tech, 2009-10
 70 Brooks, Ethan, T, Williams College, 2005
 50 Brooks, Jamal, LB, Hampton, 2001-03
 92 Brooks, Jermaine, DT, Arkansas, 2003
 99 Brooks, Kevin, DT, Michigan, 1985-88
 44 Brooks, Michael, S, No. Carolina St., 1990
 62 Brotzki, Bob, T, Syracuse, 1988
 79 Broughton, Willie, DT, Miami, Fla., 1989-90
 27 Brown, Courtney, S, Cal Poly, 2007-08
 33 Brown, Eric, DB, Savannah State, 1989
 59 Brown, Guy, LB, Houston, 1977-82
 2 Brown, Kris, K, Nebraska, 2010
 24/34 Brown, Larry, CB, Texas Christian, 1991-95, 1998
 31 Brown, Otto, DB, Prairie View, 1969
 59/60 Brownlow, Darrick, LB, Illinois, 1991, 1994
 88 Bryant, Antonio, WR, Pittsburgh, 2002-04
 88 Bryant, Dez, WR, Oklahoma State, 2010
 60 Brymer, Chris, C/G, Southern Cal, 1999
 18 Buehler, David, K, Southern Cal, 2009-10
 22 Bullocks, Amos, RB, Southern Illinois, 1962-64
 15/89/82 Burbage, Cornell, WR, Kentucky, 1987-89
 60 Burkett, Jackie, LB, Auburn, 1968-69
 57 Burnett, Kevin, LB, Tennessee, 2005-08
 73 Burnette, Dave, T, Central Arkansas, 1987
 77 Burton, Ron, LB, North Carolina, 1987-89
 22 Butler, Bill, S, Tenn. Chattanooga, 1960
 36 Butler, Quincy, S, Texas Christian, 2006, 2008
 57 Butler, Victor, LB, Oregon State, 2009-10

C

- 60 Caffey, Lee Roy, LB, Texas A&M, 1971
 86 Campbell, Dan, TE, Texas A&M, 2003-05
 57 Campos, Alan, LB, Louisville, 1996
 52 Cannon, Billy, LB, Texas A&M, 1984
 10 Cantrell, Barry, P, Fordham, 2000
 99 Canty, Chris, DE, Virginia, 2005-08
 59 Capone, Warren, LB, Louisiana State, 1975
 18 Carano, Glenn, QB, Nevada-Las Vegas, 1977-83
 17 Carmichael, Harold, WR, Southern, 1984
 54 Carpenter, Bobby, LB, Ohio State, 2006-09
 10 Carrell, Duane, P, Florida State, 1974
 91 Carson, Leonardo, DT, Auburn, 2003-04
 75 Carter, Jon, DT, Pittsburgh, 1989
 17 Carter, Quincy, QB, Georgia, 2001-03
 96/98 Carver, Shante, DE, Arizona State, 1994-97
 25 Case, Scott, S, Oklahoma, 1995
 75 Casillas, Tony, DT, Oklahoma, 1991-93, 1996-97
 23 Cason, Aveyon, RB, Illinois State, 2003
 54 Caver, Quinton, LB, Arkansas, 2005
 54 Cerqua, Marc, LB, Carson-Newman, 2001
 79 Cesario, Sal, G, Cal. Poly SLO, 1987
 35 Chancy, Robert, RB, no college, 1999
 86 Chandler, Scott, TE, Iowa, 2010

- 85/89 Chandler, Thornton, TE, Alabama, 1986-89
 72 Cheek, Louis, OL, Texas A&M, 1990
 95 Chevrin, Randy, DT, McGill, 2001
 85 Chiaverini, Darrin, WR, Colorado, 2001
 72 Childress, Ray, DT, Texas A&M, 1996
 23 Choice, Tashard, RB, Georgia Tech, 2008-10
 42 Church, Barry, S, Toledo, 2010
 77 Cisowski, Steve, T, Santa Clara, 1987
 44 Clack, Darryl, RB, Arizona State, 1986-89
 73 Clark, Jeremy, DE, Alabama, 2010
 83/17 Clark, Mike, K, Texas A&M, 1968-71, 1973
 73 Clark, Monte, T, Southern California, 1962
 37 Clark, Phil, DB, Northwestern, 1967-69
 82 Clarke, Frank, TE/WR, Colorado, 1960-67
 83 Clay, Hayward, TE, Texas A&M, 1998-99
 95 Claybrooks, DeVone, DT, East Carolina, 2004
 47 Clinkscale, Dexter, S, South Carolina State, 1960, 1982-85
 52 Coakley, Dexter, LB, Appalachian State, 1997-04
 59 Cobb, Garry, LB, Southern California, 1988-89
 63 Cole, Larry, DL, Hawaii, 1968-80
 30 Coleman, Alonzo, RB, Hampton, 2008
 41 Coleman, Anthony, DB, Baylor, 1987
 93 Coleman, Kenyon, DE, UCLA, 2003-06
 44 Coleman, Lincoln, RB, Baylor, 1993-94
 32 Coleman, Marcus, S, Texas Tech, 2006
 86 Coleman, Ralph, LB, North Carolina A&T, 1972
 10 Collier, Reggie, QB, Southern Mississippi, 1986
 70 Collins, Javier, DT/T, Northwestern, 2001-03
 75 Colombo, Marc, T, Boston College, 2005-10
 77 Colvin, Jim, DT, Houston, 1964-66
 61 Conaty, Bill, C, Virginia Tech, 2003
 46 Condo, Jon, LS, Maryland, 2005
 31 Cone, Fred, K, Clemson, 1960
 54/53 Connelly, Mike, K, Utah State, 1960-67
 40 Conrad, Bobby Joe, WR, Texas A&M, 1969
 94 Cooper, Chris, DT, Nebraska-Omaha, 2004
 61 Cooper, Jim, OL, Temple, 1977-86
 93 Cooper, Reggie, LB, Nebraska, 1991
 18 Copper, Terrance, WR, East Carolina, 2004-05
 68 Cornish, Frank, C, UCLA, 1992-94
 85 Cornwell, Fred, TE, Southern California, 1984-85
 2 Cortez, Jose, K, Oregon State, 2005
 57 Coryatt, Quentin, LB, Texas A&M, 1999
 84 Cosbie, Doug, TE, Santa Clara, 1979-88
 67 Costa, Phil, C, Maryland, 2010
 44/81 Courville, Vince, WR, Rice, 1987
 84 Crayton, Patrick, WR, Northwestern Oklahoma, 2004-09
 90 Crockett, Willis, LB, Georgia Tech, 1990
 32 Crockett, Zack, RB, Florida State, 2007
 85 Cronin, Gene, LB, Pacific, 1960
 54 Cummings, Kenwin, LB, Wingate, 2010
 3 Cundiff, Billy, K, Drake, 2002-05
 7 Cunningham, Randall, QB, Nevada-Las Vegas, 2000
 3 Cunningham, Richie, K, SW Louisiana, 1997-99
 89 Curtis, Tony, TE, Portland State, 2006-08
 62 Cvercko, Andy, G, Northwestern, 1961-62

D

- 81 Daniel, Tim, WR, Florida A&M, 1993
 45/21 Daniels, Dick, S, Pacific, Ore., 1966-68
 29 Dantzier, Woodrow, RB, Clemson, 2002
 87 Davis, Billy, WR, Pittsburgh, 1995-98
 89 Davis, Donnie, WR, Southern, 1962
 40/29 Davis, Keith, S, Sam Houston, 2002, 2004-08
 57 Davis, Kyle, C, Oklahoma, 1975
 70 Davis, Leonard, G, Texas, 2007-10
 77/99 Davis, Nathan, DT, Indiana, 1998-99
 88 Davis, Sonny, LB, Baylor, 1961
 35 Davis, Wendell, CB, Oklahoma, 1996-99
 26 Davison, Andrew, CB, Kansas, 2003
 49 Dean, Kent, TE, Kansas State, 1988
 55 Del Rio, Jack, LB, Southern California, 1989-91
 41 Dennis, Pat, CB, Louisiana-Monroe, 2001
 21 Dennison, Doug, RB, Kutztown State, 1974-78
 55 DeOssie, Steve, LB, Boston College, 1984-88
 83 Deters, Harold, K, No. Carolina State, 1967
 26 Dial, Buddy, WR, Rice, 1964-66
 64 Diaz, Jorge, G, Texas A&M-Kingsville, 2000
 51 Dickerson, Anthony, LB, Southern Methodist, 1980-84
 71 Dickson, Paul, T, Baylor, 1960
 76 Diehl, John, DT, Virginia, 1965
 63 DiNapoli, Gennaro, C, Virginia Tech, 2003
 89 Ditka, Mike, TE, Pittsburgh, 1969-72
 86/21 Dixon, James, WR/RB, Houston, 1989-91

- 24/25 Dixon, Tony, S. Alabama, 2001-05
 34 Doelling, Fred, S. Pennsylvania, 1960
 53 Donaldson, Ray, C. Georgia, 1995-96
 83 Donley, Doug, WR, Ohio State, 1981-84
 62 Donohue, Leon, G. Cal. State San Jose, 1965-67
 77 Donovan, Pat, T. Stanford, 1975-83
 83 Doran, Jim, WR, Iowa State, 1960-61
 33 Dorsett, Tony, RB, Pittsburgh, 1977-87
 79 Dorsey, Char-ron, T. Florida State, 2001-02
 34 Douglas, Merrill, RB, Utah, 1961
 30 Dowdle, Mike, RB/LB, Texas, 1960-62
 26 Downs, Michael, S. Rice, 1981-88
 86 Duckett, Kenny, WR, Wake Forest, 1985
 89 Dugan, Fred, WR, Dayton, 1960
 52 Duilban, Chris, LB, Texas, 1987
 37 Dunn, Perry Lee, RB, Mississippi, 1964-65
 45 Dupre, L.G., RB, Baylor, 1960-61
 89 DuPree, Billy Joe, TE, Michigan State, 1973-83
 78 Dutton, John, DL, Nebraska, 1979-86
 71 Dwyer, Mike, DT, Massachusetts, 1987

E

- 42 Easmon, Ricky, DB, Florida, 1985
 79/77 East, Ron, DT, Montana State, 1967-70
 99 Eaton, Chad, DT, Washington State, 2004
 52 Edwards, Dave, LB, Auburn, 1963-75
 58 Edwards, Dixon, LB, Michigan State, 1991-95
 81/87 Edwards, Kelvin, WR, Liberty, 1987-88
 27 Edwards, Mario, CB, Florida State, 2000-03
 52 Eidson, Jim, G/C, Mississippi State, 1976
 96 Ekman, Ebenezer, DE, North Carolina, 1999-03
 37 Elab, Abram, S. Kent State, 2006
 53 Elam, Onzy, LB, Tennessee State, 1989
 2 Elliott, Lin, K. Texas Tech, 1992-93
 98 Ellis, Greg, DE/LB, North Carolina, 1998-08
 92 Evans, Demetric, DE, Georgia, 2001-02
 31/27 Everett, Thomas, S. Baylor, 1992-93

F

- 69 Fabini, Jason, T. Cincinnati, 2006
 63 Falls, Mike, G. Minnesota, 1960-61
 80 Fasano, Anthony, TE, Notre Dame, 2006-07
 27 Fellows, Ron, CB, Missouri, 1981-86
 95 Ferguson, Jason, DT, Georgia, 2005-07
 54 Fieldings, Anthony, LB, Morningside College, 1995
 97 Fields, Aaron, DE, Troy State, 2000
 10 Filipovic, Filip, P. South Dakota, 2002
 46 Fishback, Joe, S. Carson-Newman, 1993-94
 73 Fisher, Ray, T. Eastern Illinois, 1960
 62 Fitzgerald, John, C. Boston College, 1971-80
 55 Flaherty, Harry, LB, Holy Cross, 1987
 63 Flannery, John, G. Syracuse, 1996-97
 82 Fleming, Cory, WR, Tennessee, 1994-95
 45 Flowers, Richmond, S. Tennessee, 1969-71
 6 Folk, Nick, K. Arizona, 2007-09
 80/83 Folkins, Lee, TE, Washington, 1962-64
 85 Folsom, Steve, TE, Utah, 1987-90
 80 Fontenot, Chris, TE, McNeese State, 2000
 80 Ford, Bernard, WR, Central Florida, 1989
 55 Fowler, Ryan, LB, Duke, 2004-06
 46 Fowler, Todd, FB, Stephen F. Austin, 1985-88
 38 Francis, Ron, CB, Baylor, 1987-90
 32 Franckhauser, Tom, CB, Purdue, 1960-61
 76 Frank, Bill, T. Colorado, 1964
 23 Frazier, Derrick, CB, Texas A&M, 1996
 30 Frazier, Lance, CB, West Virginia, 2004
 71 Frederick, Andy, T. New Mexico, 1977-81
 68 Free, Doug, T. Northern Illinois, 2007-10
 69/66 Fricke, Ben, G/C, Houston, 1999-01
 90 Frisch, Byron, DE, BYU, 2001
 15 Fritsch, Toni, K. Vienna, Austria, 1971-73, 1975
 79 Frost, Ken, DT, Kentucky, 1961-62
 75 Fry, Bob, T. Kentucky, 1960-64
 84 Fugett, Jean, TE, Amherst, 1972-75
 50 Fujita, Scott, LB, California, 2005

G

- 80 Gadsden, Oronde, WR, Winston-Salem, 1995
 27 Gaechter, Mike, S. Oregon, 1962-69
 39 Gainer, Derrick, RB, Florida A&M, 1992-93
 89 Galbraith, Scott, TE, Southern California, 1993-94, 1997
 84 Gallaway, Joey, WR, Ohio State, 2000-03
 29 Gant, Kenneth, CB, Albany St., 1990-94
 61 Garmon, Kelvin, G. Baylor, 2000-02
 17 Garrett, Jason, QB, Princeton, 1993-99
 32 Garrison, Walt, RB, Oklahoma State, 1966-74

- 80 Gay, Everett, WR, Texas, 1988
 66 Geathers, Clifton, DE, South Carolina, 2010
 35 Gent, Pete, WR/TE, Michigan State, 1964-68
 27 George, Eddie, RB, Ohio State, 2004
 67/63 Gesek, John, G. Cal. St.-Sacramento, 1990-93
 11 Gibbs, Sonny, QB, Texas Christian, 1963
 26 Gibson, Aaron, T. Wisconsin, 2001-02
 62 Glenn, Aaron, CB, Texas A&M, 2005-06
 83 Glenn, Terry, WR, Ohio State, 2003-07
 97 Glover, La'Roi, DT, San Diego State, 2002-05
 78 Glymph, Junior, DE, Carson-Newman, 2005-06
 56 Godfrey, Randall, LB, Georgia, 1996-99
 68 Gogan, Kevin, T. Washington, 1987-93
 76 Gonzaga, John, DE, No. college, 1960
 9 Gonzalez, Daniel, QB, East Carolina, 1998
 83 Gonzalez, Leon, WR, Bethune, Cookman, 1985
 23 Goodrich, Dwayne, CB, Tennessee, 2000-02
 27 Gordon, Cletis, CB, Jackson State, 2009
 44 Gowdy, Cornell, DB, Morgan State, 1986
 4 Gowin, Toby, P. North Texas, 1997-99, 2003
 7 Gramatica, Martin, K. Kansas State, 2006
 71 Granger, Charlie, T. Southern, 1961
 28 Granger, Norm, RB, Iowa, 1984
 56 Grant, Orantes, LB, Georgia, 2000-01
 58 Grau, Jeff, LS, UCLA, 2002
 29/48 Green, Alex, CB, Indiana, 1987
 61 Green, Allen, P/K, Mississippi, 1961
 34 Green, Cornell, DB, Utah State, 1962-74
 10 Green, Skyler, WR, Louisiana State, 2006
 79 Gregg, Forrest, G/T, Southern Methodist, 1971
 77 Gregory, Bill, DL, Wisconsin, 1971-77
 21 Gregory, Glynn, WR/DB, Southern Methodist, 1961-62
 14 Greisen, Chris, QB, Northwest Missouri State, 2010
 44 Gronkowski, Chris, FB, Arizona, 2010
 64 Grottkau, Bob, G. Oregon, 1961
 65 Gurode, Andre, G/C, Colorado, 2002-10
 60 Guy, Buzz, G. Duke, 1960

H

- 64 Hagen, Halvor, C/G, Weber State, 1969-70
 94 Haley, Charles, DE, James Madison, 1992-96
 38 Hall, Chris, S. East Carolina, 1993
 55 Hall, Lemanski, LB, Alabama, 1999
 54 Hambrick, Darren, LB, South Carolina, 1998-01
 35/42 Hambrick, Troy, RB, Savannah State, 2000-03
 60 Hamel, Dean, DT, Tulsa, 1989-90
 26 Hamlin, Ken, S. Arkansas, 2007-09
 36 Hamlin, Michael, S. Clemson, 2009-10
 44 Hannah, Rodney, TE, Houston, 2008
 86 Hannam, Ryan, TE, Northern Iowa, 2006
 52 Hansen, Wayne, LB, Texas Wesleyan, 1960
 54 Hardy, Darryl, LB, Tennessee, 1995, 1997
 51 Hardy, Kevin, LB, Illinois, 2002
 80/82 Harper, Alvin, WR, Tennessee, 1991-94, 1999
 50 Harper, Dave, LB, Humboldt State, 1990
 24 Harper, Roger, S. Ohio State, 1996
 43 Harris, Cliff, S. Ouachita, 1970-79
 86 Harris, Duriel, WR, New Mexico State, 1984
 88 Harris, Jackie, TE, Northeast Louisiana, 2000-01
 40 Harris, Jim, S. Oklahoma, 1961
 80 Harris, Rod, WR, Texas A&M, 1990
 97 Hatcher, Jason, DE, Grambling, 2006-10
 38 Hawthorne, Duane, CB, Northern Illinois, 1999-02
 22 Hayes, Bob, WR, Florida A&M, 1965-74
 33 Hayes, Wendell, RB, Humboldt State, 1963
 27 Haynes, Tommy, S. Southern California, 1987
 62/78 Hays, Harold, LB, Southern Mississippi, 1963-67
 62/78 Healy, Don, DT, Maryland, 1960-61
 69 Hegamin, George, T. North Carolina State, 1994-97
 58 Hegman, Mike, LB, Tennessee State, 1976-88
 11 Heinrich, Don, QB, Washington, 1960
 62/70 Hellestrae, Dale, OL, Southern Methodist, 1990-00
 58 Hemsley, Nate, LB, Syracuse, 1997-99
 56 Henderson, Thomas, LB, Langston, 1975-79
 58/50 Hendrickson, Steve, LB, California, 1989
 45 Hendrix, Manny, CB, Utah, 1986-91
 85 Hendrix, Tim, TE, Tennessee, 1987
 95 Hennings, Chad, DT, Air Force, 1992-00
 42 Henry, Anthony, CB, South Florida, 2005-08
 7 Henson, Drew, QB, Michigan, 2004-05
 72 Herchman, Bill, DT, Texas Tech, 1990-61
 1 Herrera, Efrén, K. UCLA, 1974, 1976-77
 81 Hervey, Edward, WR, Southern Cal, 1995
 21 Higgs, Mark, RB, Kentucky, 1988

- 32 Highsmith, Alonzo, FB, Miami, Fla., 1990-91
 9 Hilbert, Jon, K, Louisville, 2001
 31 Hill, Bill, CB, Rutgers, 1987
 35 Hill, Calvin, RB, Yale, 1969-74
 25 Hill, Rod, CB, Kentucky State, 1982-83
 80 Hill, Tony, WR, Stanford, 1977-86
 60/90 Hill, Tony, DE, Tenn. Chattanooga, 1991-92
 16 Hodge, Damon, WR, Alabama State, 2000
 10 Hodson, Tommy, QB, Louisiana State, 1994
 14 Hogeboom, Gary, QB, Central Michigan, 1980-85
 64 Holland, Montrae, G, Florida State, 2008-10
 16 Holley, Jesse, WR, North Carolina, 2010
 23 Holloway, Johnny, CB, Kansas, 1986
 47 Holmes, Clayton, CB, Carson-Newman, 1992-95
 30 Holt, Issiac, CB, Alcorn State, 1989-92
 24 Homan, Dennis, WR, Alabama, 1968-70
 9 Hoopes, Mitch, P, Arizona, 1975
 20 Horton, Ray, S, Washington, 1989-92
 67 Houser, John, C/G, Redlands, 1960-61
 86 Houston, Bill, WR, Jackson State, 1974
 21 Howard, Carl, CB, Rutgers, 1984
 99 Howard, David, LB, Cal. St. Long Beach, 1989-90
 81 Howard, Percy, WR, Austin Peay, 1975
 40 Howard, Ron, TE, Seattle, 1974-75
 54 Howley, Chuck, LB, West Virginia, 1961-73
 81 Howton, Bill, WR, Rice, 1960-63
 51 Hoyem, Lynn, C/G, Cal. St. Long Beach, 1962-63
 46/53 Hoyte, Oliver, FB/LB, North Carolina State, 2006-07
 49 Huggins, Johnny, TE, Alabama State, 2001
 42 Hughes, Randy, S, Oklahoma, 1975-80
 32 Hughes, Tyrone, CB, Nebraska, 1998
 11 Humphrey, Buddy, QB, Baylor, 1961
 79 Hunt, John, G/T, Florida, 1984
 34 Hunter, Monty, S, Salem, 1992
 47 Hunter, Pete, CB, Virginia Union, 2002-04
 52/58 Hurd, Jeff, LB, Kansas State, 1987
 17 Hurd, Sam, WR, Northern Illinois, 2006-10
 40 Hurt, Eric, CB, Cal. State San Jose, 1980
 66 Hushman, Ed, DT, Nebraska, 1960
 59 Hutcherson, Ken, LB, Livingston State, 1974
 7 Hutchison, Chad, QB, Stanford, 2002-03
 57/55 Huther, Bruce, LB, New Hampshire, 1977-80, 1983
 66 Hutson, Tony, G, N.E. Oklahoma St., 1996-99

I

- 88 Irvin, Michael, WR, Miami, Fla., 1988-99
 60 Isbell, Joe Bob, G, Houston, 1962-65
 81 Ismail, Raghieb, WR, Notre Dame, 1999-01

J

- 71 Jackson, Al, G, Louisiana State, 2000-01
 32 Jackson, Tim, S, Nebraska, 1989
 83 Jackson, Willie, WR, Florida, 1994
 56 James, Bradie, LB, Louisiana State, 2003-10
 80 James, Cedric, WR, Texas Christian, 2003
 68 Jamison, Vontrell, DE, Clemson, 2005
 53 Jax, Garth, LB, Florida State, 1986-88
 77 Jeffcoat, Jim, DE, Arizona State, 1983-94
 81 Jeffers, Patrick, WR, Virginia, 1998
 31 Jenkins, Mike, CB, South Florida, 2008-09
 84 Jennings, Keith, TE, Clemson, 1989
 37 Jensen, Jim, RB, Iowa, 1976
 19 Jett, John, P, East Carolina, 1993-96
 62/52 Johnson, Al, C, Wisconsin, 2003-06
 14 Johnson, Brad, CB, Florida State, 2008
 86 Johnson, Butch, WR, Calif.-Riverside, 1976-83
 98 Johnson, Curtis, LB, Clark Atlanta, 2009
 19 Johnson, Keyshawn, WR, Southern California, 2004-05
 15 Johnson, Manuel, WR, Oklahoma, 2010
 23 Johnson, Mike, CB, Kansas, 1966-69
 64 Johnson, Mitch, G, UCLA, 1965
 66/95 Johnson, Tank, NT, Washington, 2007-08
 92 Johnson, Thomas, DT, Middle Tennessee St., 2005
 29 Johnson, Undra, RB, West Virginia, 1989
 91 Johnson, Walter, DT, Pittsburgh, 1987
 48 Johnston, Daryl, FB, Syracuse, 1989-99
 21 Jones, Adam, CB, West Virginia, 2008
 51 Jones, Dale, LB, Tennessee State, 1987
 39 Jones, E.J., RB, Kansas, 1987
 72 Jones, Ed, DE, Tennessee State, 1974-78, 1980-89
 28 Jones, Felix, RB, Arkansas, 2008-10
 23 Jones, James, RB, Mississippi State, 1980-82, 1984-85
 25 Jones, Jermaine, CB, Northwestern State (LA), 2002

- 97 Jones, Jimmie, DL, Miami, Fla., 1990-93
 21 Jones, Julius, RB, Notre Dame, 2004-07
 33 Jones, Nathan, CB, Rutgers, 2004-07
 55 Jones, Robert, LB, East Carolina, 1992-95
 55 Jordan, Lee Roy, LB, Alabama, 1963-76

K

- 20 Kaiser, Jason, S, Culver-Stockton, 1999
 57 Keller, Mike, LB, Michigan, 1972
 60 Kennard, Derek, G, Nevada-Reno, 1994-96
 68 Ker, Crawford, G, Florida, 1985-90
 60 Killian, Gene, G, Tennessee, 1974
 27 Kincade, Keylon, RB, Southern Methodist, 2006
 60 Kiner, Steve, LB, Tennessee, 1970
 57 King, Angelo, LB, South Carolina State, 1981-83
 63 Kiselak, Michael, C/G, Maryland, 1998-99
 3 Kitna, Jon, QB, Central Washington, 2009-10
 73 Kitson, Syd, G, Wake Forest, 1984
 79 Klein, Dick, T, Iowa, 1960
 4 Knorr, Micah, P, Utah State, 2000-02
 18 Kosar, Bernie, QB, Miami, Fla., 1993
 63 Kosier, Kyle, G, Arizona State, 2006-10
 35 Kowalczyk, Walt, RB, Michigan State, 1960
 9 Kupp, Craig, CB, Pacific-Lutheran, 1991
 67 Kupp, Jake, G, Washington, 1964-65
 25 Kyle, Aaron, CB, Wyoming, 1976-79

L

- 91 Ladouceur, Louis-Philippe, LS, California, 2005-10
 89 LaFleur, David, TE, Louisiana State, 1997-00
 35 Laird, Scott, RB, Stanford, 1975-79
 38 Lang, David, RB, Northern Arizona, 1995
 41 Larrimore, Kareem, CB, West Texas A&M, 2000-01
 15 Laufenberg, Babe, QB, Indiana, 1989-90
 25 Lassic, Derrick, RB, Alabama, 1993-94
 29 Lavette, Robert, RB, Georgia Tech, 1985-87
 66 Lawless, Burton, G, Florida, 1975-79
 16 Leaf, Ryan, QB, Washington State, 2001
 14 LeBaron, Eddie, QB, Pacific, 1960-63
 32 Lee, ReShard, RB, Middle Tennessee St., 2004
 50 Lee, Sean, LB, Penn State, 2010
 68 Lehr, Matt, C/G, Virginia Tech, 2001-04
 34 Lester, Tim, FB, Eastern Kentucky, 1999
 78 Lett, Leon, DL, Emporia State, 1991-00
 50 Lewis, D.D., LB, Mississippi State, 1968, 1970-81
 23 Lewis, Woodley, WR, Oregon, 1960
 64/67 Lilja, George, C, Michigan, 1987
 74 Lilly, Bob, DL, Texas Christian, 1961-74
 97 Lilly, Kevin, DT, Tulsa, 1989
 72/64 Liscio, Tony, T, Tulsa, 1963-64, 1966-71
 95 Lissimore, Sean, DE, William & Mary, 2010
 20 Livingston, Bruce, DB, Arkansas Tech, 1987
 41 Livingston, Warren, CB, Arizona, 1961-66
 35 Lockett, J.W., RB, Central Oklahoma, 1961-62
 56 Lockhart, Eugene, LB, Houston, 1984-90
 25 Logan, Obert, S, Trinity Tex., 1965-66
 56 Long, Bob, LB, UCLA, 1962
 19 Longley, Clint, QB, Abilene Christian, 1974-75
 18 Lothridge, Billy, P/QB, Georgia Tech, 1964
 84/86 Lucky, Mike, TE, Arizona, 1999-02

M

- 58 Mackey, Louis, LB, Akron, 2001-02
 51 Manders, Dave, C, Michigan State, 1964-66, 1968-74
 22 Manning, Wade, CB, Ohio State, 1979
 31 Marion, Brock, S, Nevada-Reno, 1993-97
 31 Marsh, Amos, RB, Oregon State, 1961-64
 78 Marten, James, T, Boston College, 2007
 79 Martin, Harvey, DE, East Texas State, 1973-83
 34 Martin, Jamar, FB, Ohio State, 2002-03
 83 Martin, Kelvin, WR, Boston College, 1997-92, 1996
 67 Maryland, Russell, DT, Miami, Fla., 1991-95
 25 Mathews, Ray, WR, Clemson, 1960
 23 Mathis, Kevin, CB, Texas A&M-Commerce, 1997-99
 1 McBriar, Mat, P, Hawaii, 2004-10
 37 McCann, Bryan, CB, Southern Methodist, 2010
 99 McCormack, Hurvin, DT, Indiana, 1994-98
 40 McCray, Danny, S, Louisiana State, 2010
 70 McCreary, Bob, T, Wake Forest, 1961
 80 McDaniels, David, WR, Mississippi Valley, 1968
 14 McDonald, Paul, QB, Southern California, 1986-87
 25 McDonald, Tommy, WR, Oklahoma, 1964
 79 McFadden, Marques, T, Arizona, 2002
 83 McGarity, Wane, WR, Texas, 1999-01
 7 McGee, Stephen, CB, Texas A&M, 2010

82 **McGee, Tony**, TE, Michigan, 2002-03
 92 **McIlhenny, Don**, RB, Southern Methodist, 1960-61
 40 **McIntosh, Toddrick**, DT, Florida State, 1994
 67 **McIver, Everett**, G, Elizabeth City State, 1998-99
 35 **McKie, Jason**, FB, Temple, 2002
 66 **McKinney, Jeremy**, G/T, Iowa, 2002
 85 **McKinnon, Dennis**, WR, Florida St., 1990
 82 **McKnight, James**, WR, Liberty, 1999-00
 52 **McLean, Scott**, LB, Florida State, 1983
 47 **McNeil, Ryan**, CB, Miami, Fla., 2000
 77 **McQuistan, Pat**, T, Weber State, 2006-09
 35 **McSwain, Chuck**, RB, Clemson, 1983-84
 70 **Memmelear, Dale**, G, Wyoming, 1962-63
 17 **Meredith, Don**, QB, Wyoming Methodist, 1960-68
 78 **Meyers, John**, DT, Washington, 1962-63
 83 **Mickey, Joey**, TE, Oklahoma, 1993
 7 **Millen, Hugh**, QB, Washington, 1993
 83 **Miller, Anthony**, WR, Tennessee, 1997
 3 **Miller, Jim**, P, Mississippi, 1983-84
 35 **Millery, Lonyae**, RB, Fresno State, 2010
 85 **Mills, Ernie**, WR, Florida, 1998-99
 72 **Missouri, Dwayne**, DE, Northwestern, 2001
 34 **Mitchell, Aaron**, CB, Nevada-Las Vegas, 1979-80
 62 **Mitchell, Johnny**, TE, Nebraska, 1996
 27 **Mobley, Singor**, S, Washington State, 1997-99
 47 **Moegle, Dick**, S, Rice, 1961
 23 **Montgomery, Mike**, RB/W/R, Kansas State, 1972-73
 24 **Mooty, Jim**, CB, Arkansas, 1960
 73 **Morgan, Dennis**, RB, Western Illinois, 1974
 81 **Morgan, Quincy**, WR, Kansas State, 2004
 14 **Morton, Craig**, QB, California, 1965-74
 80 **Murchison, Ola Lee**, WR, Pacific, 1961
 3 **Murray, Eddie**, K, Tulane, 1993, 1999
 29 **Murrell, Adrian**, RB, West Virginia, 2003
 29 **Myers, Greg**, S, Colorado State, 2000
 94 **Myers, Michael**, DL, Alabama, 1998-03
 98 **Myles, Godfrey**, LB, Florida, 1991-96
 62 **Myslinski, Tom**, G/C, Tennessee, 1999

N

73 **Neely, Ralph**, G/T, Oklahoma, 1965-77
 39 **Neufeld, Ryan**, FB, UCLA, 1999
 44 **Newhouse, Robert**, FB, Houston, 1972-83
 41 **Newman, Terence**, CB, Kansas State, 2003-10
 30 **Newsome, Timmy**, RB, Winston-Salem, 1980-88
 67/61 **Newton, Nate**, G/T, Florida A&M, 1986-98
 59 **Nguyen, Dat**, LB, Texas A&M, 1999-05
 76 **Niland, John**, G, Iowa, 1966-74
 60 **Nix, John**, DT, Southern Miss, 2001-02
 75 **Noble, Brandon**, DT, Penn State, 1999-02
 25 **Nolan, Dick**, S, Maryland, 1962
 60 **Noll, Ben**, G, Pennsylvania, 2004-05
 73 **Noonan, Danny**, DL, Nebraska, 1987-92
 84 **Norman, Pettis**, TE, J.C. Smith, 1962-70
 25 **Norton, Jerry**, S, Southern Methodist, 1962
 51 **Norton, Ken**, LB, UCLA, 1988-93
 84 **Novacek, Jay**, TE, Wyoming, 1990-96
 76 **Nutting, Ed**, T, Georgia Tech, 1963
 61 **Nye, Blaine**, G, Standord, 1968-76

O

53 **Octavien, Steve**, LB, Nebraska, 2008-09
 90 **Ogboqu, Eric**, DE, Maryland, 2003-05
 82 **Ogden, Jeff**, WR, Eastern Washington, 1998-99
 23 **Oglesby, Evan**, CB, North Alabama, 2007
 85 **Ogletree, Kevin**, WR, Virginia, 2009-10
 99 **Olishansky, Igor**, DE, Oregon, 2009-10
 54 **O'Neil, Keith**, LB, Northern Arizona, 2003-04
 62 **Oswald, Paul**, G, Kansas, 1988
 76 **Otto, Bob**, DL, Idaho State, 1986
 20 **Overton, Jerry**, S, Utah, 1963
 31 **Owens, Billy**, DB, Pittsburgh, 1988
 81 **Owens, Terrell**, WR, Tennessee-Chattanooga, 2006-08
 27 **Owusu-Ansah, Akwasi**, S, Indiana (PA), 2010

P

62 **Page, Craig**, C, Georgia Tech, 2000
 77 **Page, Solomon**, G/T, West Virginia, 1999-02
 26 **Palmer, Paul**, RB, Temple, 1989
 60 **Parker, J'vonne**, DT, Rutgers, 2006
 21 **Parks, Billy**, WR, Cal. St. Long Beach, 1972
 78 **Parnell, Jerme**, T, Mississippi, 2010
 62 **Parrish, James**, T, Temple, 1993-94
 34 **Parrish, Tony**, S, Washington, 2006
 56 **Patera, Jack**, LB, Oregon, 1960-61
 43 **Patterson, Elvis**, CB, Kansas, 1993

2 **Paulescu, Sam**, P, Oregon State, 2008
 88 **Pearson, Preston**, WR, Tulsa, 1973-83
 26 **Pearson, Drew**, WR, Illinois, 1975-80
 9 **Peete, Rodney**, QB, Southern California, 1994
 16 **Pelluer, Steve**, QB, Washington, 1984-88
 59 **Penn, Jesse**, LB, Virginia Tech, 1985-87
 22 **Peoples, George**, RB, Auburn, 1982
 33 **Percival, Mac**, K, Texas Tech, 1974
 43 **Perkins, Don**, RB, New Mexico, 1961-68
 92 **Perkins, Ray**, DE, Virginia, 1987
 39 **Perryman, Robert**, FB, Michigan, 1990
 72 **Peterman, Stephen**, G, Louisiana State, 2004-05
 65 **Peterson, Kurt**, G, Missouri, 1980-85
 58 **Peterson, Calvin**, LB, UCLA, 1974-75
 79 **Petitti, Rob**, T, Pittsburgh, 2005
 89 **Phillips, John**, TE, Virginia, 2009-10
 81 **Phillips, Kirk**, WR, Tulsa, 1984
 49/88 **Pierce, Brett**, TE, Stanford, 2004-05
 20 **Pile, Willie**, S, Virginia Tech, 2005
 37 **Pinder, Cyril**, RB, Illinois, 1973
 93 **Pittman, Kavika**, DE, McNeese St., 1996-99
 73 **Ploeger, Kurt**, DL, Gustavus Adolphus, 1986
 62 **Poimboeuf, Lance**, K, Southwest Louisiana, 1963
 39 **Polite, Lousaka**, FB, Pittsburgh, 2004-06
 52 **Polk, Carlos**, LB, Nebraska, 2008
 97 **Ponder, David**, DT, Florida State, 1985
 86 **Porterfield, Garry**, DE, Tulsa, 1965
 81 **Powe, Karl**, WR, Alabama State, 1985-86
 25 **Powell, Jemeel**, CB, California, 2003
 75 **Pozderac, Phil**, T, Notre Dame, 1982-87
 69 **Preston, Duke**, C, Illinois, 2009
 89 **Price, Jim**, TE, Stanford, 1993
 70 **Price, Marcus**, T, Louisiana State, 2005
 81 **Price, Corey**, WR, Tennessee, 2005
 71 **Procter, Poff**, G, Montana, 2005-09
 52 **Pruitt, Mickey**, LB, Colorado, 1991-92
 75 **Pugh, Jethro**, DT, Elizabeth City, 1965-78
 61 **Putnam, Duane**, G, Pacific, 1960

Q

11 **Quinn, Mike**, QB, Stephen F. Austin, 1998-99

R

64 **Rafferty, Tom**, G/C, Penn State, 1976-89
 87 **Rambo, Ken-Yon**, WR, Ohio State, 2001-02
 60 **Randall, Tom**, G, Iowa State, 1978
 88 **Randle, Sonny**, WR, Virginia, 1968
 66/90 **Ratliff, Jay**, NT/DE, Auburn, 2005-10
 85 **Rector, Jamaica**, WR, Northwest Missouri State, 2006
 82 **Reece, Beasley**, CB/W/R, North Texas, 1976
 66 **Reese, Guy**, DT, Southern Methodist, 1962-63
 43 **Reese, Izell**, S, Alabama-Birmingham, 1998-01
 30 **Reeves, Dan**, RB/QB, South Carolina, 1965-72
 35 **Reeves, Jacques**, CB, Purdue, 2004-07
 20 **Renfro, Mel**, DB/RB, Oregon, 1964-77
 82 **Renfro, Mike**, WR, Texas Christian, 1984-87
 19 **Rentzel, Lance**, WR, Oklahoma, 1967-70
 76 **Reynolds, Jerry**, T, Nevada-Las Vegas, 1994
 13 **Rhyme, Jerry**, QB, Tulsa, 1965-68
 27 **Richards, Curvin**, RB, Pittsburgh, 1991-92
 83 **Richards, Golden**, WR, Hawaii, 1973-78
 70 **Richards, Howard**, G/T, Missouri, 1981-86
 31 **Richardson, Gloster**, WR, Jackson State, 1971
 88 **Ridgway, Colin**, P/K, Lamar Tech, 1965
 42 **Ridlon, Jim**, S, Syracuse, 1963-64
 30 **Riley, Earl**, S, Washington State, 2000
 62 **Rivera, Marco**, G, Penn State, 2005-06
 12 **Roach, John**, QB, Southern Methodist, 1964
 87 **Roberts, Alfredo**, TE, Miami, Fla., 1991-92
 85 **Robinson, Jeff**, TE, Idaho, 2002-04
 45 **Robinson, Larry**, RB, Tennessee, 1973
 56 **Roe, Bill**, LB, Colorado, 1980
 79 **Rogers, Jacob**, T, Southern California, 2004
 50 **Rogers, Justin**, LB, SMU, 2007-08
 50 **Rohrer, Jeff**, LB, Yale, 1982-87
 9 **Romo, Tony**, QB, Eastern Illinois, 2003-10
 56 **Roper, John**, LB, Texas A&M, 1993
 20/21 **Ross, Derek**, CB, Ohio State, 2002-03
 36 **Ross, Dominique**, RB, Valdosta State, 1995-96
 68 **Ross, Oliver**, T, Iowa State, 1998
 30 **Rossum, Allen**, CB, Notre Dame, 2009
 83 **Rucker, Martin**, TE, Missouri, 2010
 88 **Rucker, Reggie**, WR, Boston University, 1970-71
 9 **Ruzek, Roger**, K, Weber State, 1987-89
 80 **Ryan, Sean**, TE, Boston College, 2004-05

S

66 Saddler-McQueen, Jimmy, DE, Texas A&M-Kingsville, 2010
 87 Saldi, Jay, TE, South Carolina, 1976-82
 89 Salonen, Brian, TE/LB, Montana, 1984-85
 26 Sanchez, Jeff, CB, Tulane, 2003
 70 Sandeman, Bill, DT, Pacific, 1966
 21 Sanders, Deion, CB/WR, Florida State, 1995-99
 80 Santiago, O.J., TE, Kent, 2000
 39 Sargent, Broderick, FB, Baylor, 1989
 8 Sawyer, Buzz, P, Baylor, 1987
 4 Saxon, Mike, P, San Diego St., 1985-92
 32 Scandrick, Orlando, CB, Boise State, 2008-10
 68 Scarlett, Noel, DT, Langston, 2000
 78 Schaum, Greg, DE, Michigan State, 1976
 65 Schoenke, Ray, T, Southern Methodist, 1963-64
 66 Schultz, Chris, T, Arizona, 1983, 1985
 52 Schwantz, Jim, LB, Purdue, 1994-96
 77 Scifres, Steve, OL, Wyoming, 1997
 47 Scott, Chuck, WR, Vanderbilt, 1987
 85 Scott, Darnay, W/R, San Diego State, 2002
 68 Scott, Herb, G, Virginia Union, 1975-84
 35 Scott, Kevin, RB, Stanford, 1989
 21/38 Scott, Lynn, S, Northwestern Oklahoma, 2001-05
 52 Scott, Sean, LB, Maryland, 1988
 22 Scott, Victor, DB, Colorado, 1984-88
 10 Secules, Scott, QB, Virginia, 1988
 6 Seder, Tim, K, Ashland, 2000-01
 88 Sellers, Ron, WR, Florida State, 1972
 36 Sendejo, Andrew, S, Rice, 2010
 43 Sensabaugh, Gerald, S, North Carolina, 2009-10
 1 Septien, Rafael, K, Southwest Louisiana, 1978-86
 58 Shanley, Scott, LB, Nebraska, 2003-05
 94/53 Shannon, Randy, LB, Miami, Fla., 1989-90
 52 Shaw, Robert, C, Tennessee, 1979-81
 67 Shearlin, Joe, C, Texas, 1987
 87/82 Shepard, Derrick, WR, Oklahoma, 1989-91
 86 Sherer, Dave, P, Southern Methodist, 1960
 86 Sherrard, Mike, WR, UCLA, 1986
 63 Shields, Joe, OL, Portland State, 1987
 50 Shiver, Clay, C, Florida State, 1996-98
 46/25 Shy, Les, RB, Cal. St. Long Beach, 1966-69
 95 Siavii, Junior, NT, Oregon, 2009
 82 Simmons, Cleo, TE, Jackson State, 1983
 53 Simmons, Dave, LB, Georgia Tech, 1968
 53 Simmons, Victor, LB, Central State, Ohio, 1987
 51 Singleton, Al, LB, Temple, 2003-06
 65 Slaton, Tony, G, Southern Cal., 1990
 42 Smagala, Stan, DB, Notre Dame, 1990-91
 60 Smerek, Don, DL, Nevada-Reno, 1981-87
 93 Smith, Artie, DT, Louisiana Tech, 1998
 59 Smith, Darrin, LB, Miami, Fla., 1993-96
 75/79 Smith, Daryle, T, Tennessee, 1987-88
 39 Smith, Donald, S, Liberty, 1991
 22 Smith, Emmitt, RB, Florida, 1990-02
 24 Smith, J.D., RB, No. Carolina A&T, 1965-66
 81 Smith, Jackie, TE, Northwestern Louisiana, 1978
 64 Smith, Jim Ray, G/T, Baylor, 1963-64
 82 Smith, Jimmy, WR, Jackson State, 1992
 26 Smith, Kevin, CB, Texas A&M, 1992-99
 57 Smith, Myron, LB, Louisiana Tech, 1998
 67 Smith, Sean, DT, Grambling, 1989
 36 Smith, Tarik, RB, California, 1998-99
 33 Smith, Timmy, RB, Texas Tech, 1990
 85 Smith, Tody, DL, Southern California, 1971-72
 57 Smith, Vinson, LB, East Carolina, 1990-92, 1997
 86 Smith, Waddell, WR, Kansas, 1984
 87 Smith, Loren, WR, Hampton, 2003
 18 Snyder, Loren, QB, Northern Colorado, 1987
 54 Solomon, Jesse, LB, Florida State, 1989-90
 46 Solomon, Roland, S, Utah, 1980
 45 Solwood, Mike, TE, Wisconsin, 2001
 20 Sparks, Phillippi, CB, Arizona State, 2000
 96 Spears, Marcus, DE, Louisiana State, 2005-10
 90 Spellman, Alonzo, DT, Ohio State, 1999-00
 93 Spencer, Anthony, LB, Purdue, 2007-10
 80 Spivey, Sebron, WR, Southern Illinois, 1987
 55 Spradlin, Danny, LB, Tennessee, 1981-82
 20 Springs, Ron, RB, Ohio State, 1979-84
 65 Stalls, Dave, DE, Northern Colorado, 2007-79
 86 Stanback, Isaiah, WR, Washington, 1977-08
 12 Staubach, Roger, QB, Navy, 1969-79
 55 Steele, Markus, LB, Southern California, 2001-03
 81/82 Steele, Robert, WR, Northern Alabama, 1978
 79/77 Stephens, Larry, DE, Texas, 1963-67
 70/53 Stepnoski, Mark, G/C, Pittsburgh, 1989-94, 1999-01
 28 Stewart, Curtis, RB, Auburn, 1989

64 Stewart, Daleroy, DT, Southern Miss, 2002-04
 40 Stiger, Jim, RB, Washington, 1963-65
 83 Still, Bryan, WR, Virginia Tech, 1999
 56 Stincic, Tom, LB, Michigan, 1969-71
 5 Stoerner, Clint, QB, Arkansas, 2000-02
 31 Stokes, Sim, WR, Northern Arizona, 1967
 36 Stone, Daren, S, Maine, 2008
 65 Stone, Ron, T, Boston College, 1993-95
 18 Stoudt, Cliff, QB, Youngstown St., 1990-91
 24 Stoutmire, Omar, S, Fresno State, 1997-98
 82 Stowe, Otto, WR, Iowa State, 1973
 96 Stubbs, Daniel, DE, Miami, Fla., 1990-91
 30 Studstill, Darren, S, West Virginia, 1994
 90 Sturges, Oscar, DE, North Carolina, 1995
 40 Strayhorn, Les, RB, East Carolina, 1973-74
 55 Strickland, Fred, LB, Purdue, 1996-98
 87 Stynchula, Andy, DE, Penn State, 1968
 45 Sualua, Nicky, FB, Ohio State, 1997-98
 4 Susham, Shaun, K, Bowling Green, 2005-06, 2009
 72 Sullivan, Mike, T, Miami, Fla., 1991
 51/57 Swan, Russ, LB, Virginia, 1987
 19 Sweeney, Kevin, QB, Cal. St. Fresno, 1987-88
 80 Swinton, Reggie, WR, Murray State, 2001-03

T

71/72 Talbert, Don, DE/OT, Texas, 1962, 1965, 1971
 25 Tautalatai, Junior, RB, Washington State, 1989
 36 Taylor, Tony, RB, Northwestern Louisiana, 2001
 30/31 Teague, George, S, Alabama, 1996, 1998-01
 89 Tennell, Derek, TE, UCLA, 1992
 16 Testaverde, Vinny, QB, Miami, Fla., 2004
 32 Thomas, Anthony, RB, Michigan, 2005
 27 Thomas, Bill, RB, Boston College, 1972
 32 Thomas, Blair, RB, Penn State, 1994
 51 Thomas, Broderick, LB, Nebraska, 1996-98
 41 Thomas, Dave, CB, Tennessee, 1993-94
 33 Thomas, Duane, RB, West Texas State, 1970-71
 37 Thomas, Ike, CB, Bishop, 1971
 59/44 Thomas, Robert, LB/FB, Henderson State, 1998-02
 55 Thomas, Zach, LB, Texas Tech, 2008
 67 Thompson, Broderick, G, Kansas, 1985
 28 Thompson, Tyson, RB, San Jose State, 2005-07
 77 Thorn, Andy, TE, Northern Iowa, 2008
 77 Thornton, Bruce, DL, Illinois, 1979-81
 25 Thornton, Bruce, CB, Georgia, 2004
 53 Thornton, Kalen, LB, Texas, 2004-05
 79 Rogers, Jacob, T, Southern California, 2004
 32 Thurman, Dennis, DB, Southern California, 1978-85
 59 Timmer, Kirk, LB, Montana State, 1987
 98 Tippins, Ken, LB, Middle Tennessee St., 1989
 63 Titensor, Glen, G, Brigham Young, 1981-86, 1988
 53/50 Tolbert, Brandon, LB, Georgia, 1998-00
 62/92 Tolbert, Tony, DL, Texas-El Paso, 1989-97
 67 Toomay, Pat, DE, Vanderbilt, 1970-74
 71 Townes, Willie, DE, Tulsa, 1966-68
 27 Tremble, Greg, S, Georgia, 1995
 87 Trux, Billy, TE, Louisiana State, 1971-73
 50 Tubbs, Jerry, LB, Oklahoma, 1960-67
 87 Tucker, Jason, WR, Texas Christian, 1999-00
 69 Tucker, Ross, G, Princeton, 2002
 77 Tucker, Torrin, T, Southern Mississippi, 2003-05
 71 Tuinei, Mark, OT/DL, Hawaii, 1983-97
 57 Turner, Jimmie, LB, Presbyterian, 1984

U

93 Ululafe, Mike, DT, Brigham Young, 1996
 91 Underwood, Dimitrios, DL, Michigan State, 2000-01

V

91 Vanderbeek, Matt, LB/DE, Michigan State, 1993-94
 13 Vanderjagt, Mike, K, West Virginia, 2006
 30 Van Raaphorst, Dick, K, Ohio State, 1964
 37 Vaughn, Lee, DB, Wyoming, 1997
 76 Veingrad, Alan, OL, E. Texas St., 1991-92
 11 Villanueva, Danny, P/K, New Mexico State, 1965-67
 78 Vollers, Kurt, T, Notre Dame, 2002-04

W

95 Walen, Mark, DT, UCLA, 1987-88
 67 Walker, Gary, OL, Boston University, 1987
 34 Walker, Herschel, RB, Georgia, 1986-89, 1996-97
 57 Walker, Louie, LB, Colorado State, 1974
 57 Walker, Malcolm, C, Rice, 1966-69
 71 Wallace, Rodney, G/T, New Mexico, 1971-73
 24 Walls, Everson, CB, Grambling, 1981-89
 3 Walsh, Steve, QB, Miami, Fla., 1989-90
 59 Walter, Mike, LB, Oregon, 1983

71 Walter, Tyson, OL, Ohio State, 2002-04
 78 Walton, Bruce, G, UCLA, 1973-75
 87 Ward, Dedic, WR, Northern Iowa, 2004
 94 Ware, DeMarcus, LB, Troy, 2005-10
 89 Ware, Derek, TE, Central Oklahoma, 1996
 42 Warren, Chris, RB, Ferrum, 1998-00
 5 Warren, John, P, Tennessee, 1983-84
 31 Washington, Chancey, RB, Southern California, 2009
 37 Washington, James, S, UCLA, 1990-94
 46 Washington, Mark, CB, Morgan State, 1970-78
 41 Waters, Charlie, DE, Clemson, 1970-78, 1980-81
 83 Watkins, Kendall, TE, Mississippi State, 1995
 25 Watkins, Patrick, S, Florida State, 2006-09
 94 Watts, Randy, DE, Catawba, 1987
 33 Wayt, Russell, LB, Rice, 1965
 95 Weatherington, Colston, DE, Central Missouri State, 2002
 42 Welch, Claxton, RB, Oregon, 1969-71
 66 Wells, Norm, G, Northwestern, 1980
 65 Westberry, Gary, C, Hampton, 1987
 30 Westbrook, Bryant, CB, Texas, 2002
 46/82/83/81 Whalen, James, TE, Kentucky, 2000-03
 30 Wheaton, Kenny, CB, Oregon, 1997-99
 65/70 White, Bob, OL, Rhode Island, 1987-89
 92 White, Chris, DE, Southern, 2000
 11 White, Danny, QB/P, Arizona State, 1976-88
 37 White, Gerald, FB, Michigan, 1987
 27 White, Marvin, S, Texas Christian, 2009
 54 White, Randy, DT/LB, Maryland, 1975-88
 42 Whitfield, A.D., RB, North Texas, 1965
 53 Whittingham, Fred, LB, Cal. Poly SLO, 1969
 12/10 Widby, Ron, P, Tennessee, 1968-71
 78 Widell, Dave, T, Boston College, 1988-89
 65 Wilbur, John, T, Stanford, 1966-69
 75 Wiley, Marcellus, DE, Columbia, 2004
 32 Wiley, Michael, RB, Ohio State, 2000-02
 59 Williams, Brandon, LB, Texas Tech, 2010
 42/25 Williams, Charlie, S, Bowling Green, 1995-00
 79 Williams, Erik, T, Central (OH) State, 1991-00
 58 Williams, Jason, LB, Western Illinois, 2009-10
 36 Williams, Joe, RB, Wyoming, 1971
 38 Williams, John, FB, Wisconsin, 1985

85 Williams, Kevin, WR, Miami, Fla., 1993-96
 52 Williams, Leon, LB, Miami, 2010
 89 Williams, Randal, WR, New Hampshire, 2001-04
 23 Williams, Robert, CB, Baylor, 1987-93
 31 Williams, Roy, S, Oklahoma, 2002-08
 11 Williams, Roy, WR, Texas, 2008-10
 20 Williams, Sherman, RB, Alabama, 1995-99
 80 Williams, Stepfret, WR, Northeast Louisiana, 1996-97
 10 Williams, Teddy, WR, Texas-San Antonio, 2010
 86 Williams, Tyrone, WR, Western Ontario, 1993
 37 Williams, Tyrone, CB, Nebraska, 2004
 1 Willis, Ken, K, Kentucky, 1990-91
 98 Willis, Mitch, DT, Southern Methodist, 1990
 42 Wilson, Robert, FB, Texas A&M, 1994
 81/45 Wilson, Steve, WR/CB, Howard, 1979-81
 11/18 Wilson, Wade, CB, East Texas State, 1995-97
 84 Wisener, Gary, WR, Baylor, 1960
 48 Witherspoon, Terry, FB, Clemson, 2001
 82 Witten, Jason, TE, Tennessee, 2003-10
 28 Woodson, Darren, S, Arizona State, 1992-03
 45 Woolsey, Rolly, DB, Boise State, 1975
 57 Wortham, Barron, LB, Texas-El Paso, 2000
 81 Wright Alexander, WR, Auburn, 1990-92
 2 Wright, Anthony, QB, South Carolina, 2000-01
 15 Wright, Brad, QB, New Mexico, 1982
 41 Wright, Charles, DB, Tulsa, 1988
 85/70 Wright, Rayfield, TE/T, Fort Valley State, 1967-79
 73 Wright, Steve, T, Northern Iowa, 1981-82

Y

78 Youmans, Maury, DE, Syracuse, 1964-65
 30 Young, Charles, RB, North Carolina State, 1974-76
 75 Young, Ryan, T, Kansas State, 2003
 76 Young, Sam, T, Notre Dame, 2010

Z

93 Zellner, Peppi, DE, Fort Valley State, 1999-02
 6 Zendejas, Luis, K, Arizona State, 1987-89
 62 Zentic, Mike, C, Oklahoma State, 1987
 76 Zimmerman, Jeff, G, Florida, 1987-90

Cowboys All-Time Roster by Number

1

Herrerra, Efen, K, 1974, 1976-77
 Septien, Rafael, K, 1978-86
 Brady, Kerry, K, 1987
 Willis, Ken, K, 1990-91
 McBriar, Mat, P, 2004-10

2

Elliott, Lin, K, 1992-93
 Wright, Anthony, QB, 2000-01
 Cortez, Jose, K, 2005
 Brown, Kris, K, 2010

3

Miller, Jim, P, 1983-84
 Walsh, Steve, CB, 1989-90
 Murray, Eddie, K, 1993, 1999
 Cunningham, Richie, K, 1997-99
 Cundiff, Billy, K, 2002-05
 Kitna, Jon, QB, 2009-10

4

Saxon, Mike, P, 1985-92
 Gowin, Toby, P, 1997-99, 2003
 Knorr, Micah, P, 2000-02
 Suisham, Shaun, K, 2005-06, 2009

5

Warren, John, P, 1983-84
 Stoerner, Clint, QB, 2000-02
 Bollinger, Brooks, CB, 2008

6

Zendejas, Luis, K, 1987-89
 Seder, Tim, K, 2000-01
 Folk, Nick, K, 2007-09

7

Beuerlein, Steve, QB, 1991-92
 Millen, Hugh, QB, 1993
 Cunningham, Randall, QB, 2000

Hutchinson, Chad, QB, 2002-03
 Henson, Drew, QB, 2004-05
 Gramatica, Martin, K, 2006
 McGee, Stephen, QB, 2009-10

8

Sawyer, Buzz, P, 1987
 Aikman, Troy, QB, 1989-90

9

Hoopes, Mitch, P, 1975
 Ruzek, Roger, K, 1987-89
 Kupp, Craig, QB, 1991
 Peele, Rodney, CB, 1994
 Gonzalez, Daniel, QB, 1998
 Hilbert, Jon, K, 2001
 Romo, Tony, QB, 2003-10

10

Widby, Ron, P, 1968-71
 (Widby also wore #12)
 Carrell, Duane, P, 1974
 Collier, Reggie, QB, 1986
 Armstrong, Jimmy, DB, 1987
 (Armstrong also wore #35)

Secules, Scott, QB, 1988
 Hodson, Tommy, QB, 1994
 Baker, Jon, K, 1995
 Cantrell, Barry, P, 2000
 Filipovic, Filip, P, 2002
 Williams, Teddy, WR, 2010

11

Heinrich, Don, QB, 1980
 Humphrey, Buddy, QB, 1961
 Gibbs, Sonny, QB, 1963
 Villanueva, Danny, P/K, 1965-67
 Belden, Bob, QB, 1969-70
 White, Danny, QB/P, 1976-88
 Wilson, Wade, QB, 1995-97
 (Wilson also wore #18)

Quinn, Mike, QB, 1998-99
 Bledsoe, Drew, QB, 2005-06
 Williams, Roy, WR, 2008-10

12

Roach, John, QB, 1964
 Widby, Ron, P, 1968-71
 (Widby also wore #10)
 Staubach, Roger, QB, 1969-79

13

Rhyme, Jerry, QB, 1965-68
 Vanderjagt, Mike, K, 2006

14

LeBaron, Eddie, QB, 1960-63
 Morton, Craig, QB, 1965-74
 Hogeboom, Gary, CB, 1980-85
 McDonald, Paul, CB, 1986-87
 Austin, Miles, WR, 2006-10
 (Austin also wore #19)
 Johnson, Brad, QB, 2008
 Greisen, Chris, QB, 2010

15

Fritsch, Toni, K, 1971-73, 1975
 Wright, Brad, QB, 1982
 Burbage, Cornell, WR, 1987-89
 (Burbage also wore #89 and #82)
 Laufenberg, Babe, QB, 1989-90
 Johnson, Manuel, WR, 2010

16

Pelluer, Steve, QB, 1984-88
 Hodge, Damon, WR, 2000
 Leaf, Ryan, QB, 2001
 Testaverde, Vinny, QB, 2004
 Holley, Jesse, WR, 2010

17

Meredith, Don, QB, 1960-68

Clark, Mike, K, 1968-71, 1973
(Clark also wore #83)
Carmichael, Harold, WR, 1984
Garrett, Jason, QB, 1993-99
Carter, Quincy, QB, 2001-03
Hurd, Sam, WR, 2006-10

18

Lothridge, Billy, P/OB, 1964
Carano, Glenn, QB, 1977-83
Snyder, Loren, QB, 1987
Stout, Cliff, QB, 1980-91
Kosar, Bernie, QB, 1993
Boniol, Chris, K, 1994-96
Wilson, Wade, QB, 1995-97
(Wilson also wore #11)
Copper, Terrance, WR, 2004-05
Buehler, David, K, 2009-10

19

Rentzel, Lance, WR, 1967-70
Alwrath, Lance, WR, 1971-72
Longley, Clint, QB, 1974-75
Sweeney, Kevin, QB, 1987-88
Jett, John, P, 1993-96
Johnson, Keyshawn, WR, 2004-05
Austin, Miles, WR, 2006-10
(Austin also wore #14)

20

Bercich, Bob, S, 1960-61
Overton, Jerry, S, 1963
Renfro, Mel, DB/RB, 1964-77
Springs, Ron, RB, 1979-84
Livingston, Bruce, DB, 1987
Horton, Ray, S, 1989-92
Williams, Sherman, RB, 1995-99
Kaiser, Jason, S, 1999
Sparks, Phillip, CB, 2000
Ross, Derek, CB, 2002-03
(Ross also wore #21)

Anderson, Richie, RB, 2003-04
Pile, Willie, S, 2005
Ball, Alan, CB, 2007-10

21

Gregory, Glynn, WR/DB, 1961-62
Daniels, Dick, S, 1966-68
(Daniels also wore #45)
Parks, Billy, WR, 1972
Dennison, Doug, RB, 1974-78
Howard, Carl, CB, 1984
Adams, David, RB, 1987
Higgs, Mark, RB, 1988
Dixon, James, WR/RB, 1989-91
(Dixon also wore #86)

Brice, Alundis, CB, 1995-96
(Brice also wore #23 and #29)
Sanders, Deion, CB/WR, 1995-99
Scott, Lynn, S, 2001-05
(Scott also wore #38)

Ross, Derek, CB, 2002-03
(Ross also wore #20)

Jones, Julius, RB, 2004-07
Jones, Adam, CB, 2008
Jenkins, Mike, CB, 2008-10
(Jenkins also wore #31)

22

Butler, Bill, S, 1960
Bullocks, Amos, RB, 1962-64
Hayes, Bob, WR, 1965-74
Manning, Wade, CB, 1979
Peoples, George, RB, 1982
Scott, Victor, DB, 1984-88
Smith, Emmitt, RB, 1990-02

23

Lewis, Woodley, WR, 1960
Johnson, Mike, CB, 1966-69
Adkins, Margene, WR, 1970-71
Montgomery, Mike, RB/WR, 1972-73
Jones, James, RB, 1980-82, 1984-85
Holloway, Johnny, CB, 1986
Williams, Robert, CB, 1987-93
Bailey, Robert, CB, 1995
Brice, Alundis, CB, 1995-96
(Brice also wore #21 and #29)

Frazier, Derrick, CB, 1996
Mathis, Kevin, CB, 1997-99
Goodrich, Dwayne, CB, 2000-02
Cason, Aveyon, RB, 2003
Oglesby, Evan, CB, 2007
Choice, Tashard, RB, 2008-10

24

Mooty, Jim, CB, 1960
Smith, J.D., RB, 1965-66
Homan, Dennis, WR, 1968-70
Blackwell, Alois, RB, 1978-79
Walls, Everson, CB, 1981-89
Brown, Larry, CB, 1991-95, 1998
(Brown also wore #34)

Harper, Roger, S, 1996
Stoutmire, Omar, S, 1997-98
Adams, Vashone, S, 1999
Dixon, Tony, S, 2001-05
(Dixon also wore #25)
Barber III, Marion, RB, 2005-10

25

Mathews, Ray, WR, 1960
Nolan, Dick, S, 1962
Norton, Jerry, S, 1962
McDonald, Tommy, WR, 1964
Logan, Obert, S, 1965-66
Shy, Les, RB, 1966-69
(Shy also wore #46)

Kyle, Aaron, CB, 1976-79
Hill, Rod, CB, 1982-83
Tautalatasi, Junior, RB, 1989
Lassic, Derrick, RB, 1993-94
Case, Scott, S, 1995

Williams, Charlie, S, 1995-00
(Williams also wore #42)
Jones, Jermaine, CB, 2002
Powell, Jemeel, CB, 2003
Thornton, Bruce, CB, 2004
Dixon, Tony, S, 2001-05
(Dixon also wore #24)

Watkins, Patrick, S, 2006-09

26

Dial, Buddy, WR, 1964-66
Adderley, Herb, CB, 1970-72
Pearson, Preston, RB, 1975-80
Downs, Michael, S, 1981-88
Palmer, Paul, RB, 1989
Smith, Kevin, CB, 1992-99
Sanchez, Jeff, CB, 2003
Davison, Andrew, CB, 2003
Glenn, Aaron, CB, 2005-06
Hamlin, Ken, S, 2007-09

27

Gaechter, Mike, S, 1962-69
Thomas, Bill, RB, 1972
Fellows, Ron, CB, 1981-86
Haynes, Tommy, S, 1987
Richards, Curvin, RB, 1991-92
Everett, Thomas, S, 1992-93
(Everett also wore #31)

Tremble, Greg, S, 1995
Mobley, Singor, S, 1997-99
Edwards, Mario, CB, 2000-03
George, Eddie, RB, 2004
Brown, Courtney, S, 2007-08
White, Marvin, S, 2009
Gordon, Cletis, CB, 2009
Owusu-Ansah, Akwasi, S, 2010

28

Granger, Norm, RB, 1984
Blount, Alvin, RB, 1987
Stewart, Curtis, RB, 1989
Woodson, Darren, S, 1992-03
Thompson, Tyson, RB, 2005-07
Jones, Felix, RB, 2008-10

29

Lavette, Robert, RB, 1985-87
Green, Alex, CB, 1987
(Green also wore #48)
Johnson, Udra, RB, 1989

Gant, Kenneth, CB, 1990-94
Brice, Alundis, CB, 1995-96
(Brice also wore #21 and #23)
Billups, Terry, CB, 1998
Akins, Chris, S, 1999-00
Myers, Greg, S, 2000
Dantzler, Woodrow, RB, 2002
Murrell, Adrian, RB, 2003
Bates, Michael, WR/KR, 2003
Davis, Keith, S, 2002, 2004-08
(Davis also wore #40)

30

Dowdle, Mike, RB/LB, 1960-62
Van Raaphorst, Dick, K, 1964
Reeves, Dan, RB/OB, 1965-72
Young, Charles, RB, 1974-76
Newsome, Timmy, RB, 1980-88
Holt, Issiac, CB, 1989-92
Studstill, Darren, S, 1994
Teague, George, S, 1996, 1998-01
(Teague also wore #31)

Wheaton, Kenny, CB, 1997-99
Riley, Earl, S, 2000
Westbrook, Bryant, CB, 2002
Frazier, Lance, CB, 2004
Coleman, Alonzo, RB, 2008
Rossam, Allen, CB, 2009

31

Cone, Fred, K, 1960
Marsh, Amos, RB, 1961-64
Stokes, Sam, WR, 1967
Brown, Otto, DB, 1969
Richardson, Gloster, WR, 1971
Barnes, Benny, DB, 1972-82
Allen, Gary, RB, 1983-84
Hill, Bill, CB, 1987
Owens, Billy, DB, 1988
Everett, Thomas, S, 1992-93
(Everett also wore #27)

Marion, Brock, S, 1993-97
Teague, George, S, 1996, 1998-01
(Teague also wore #30)

Williams, Roy, S, 2002-08
(Williams also wore #38)

Jenkins, Mike, CB, 2008-10
(Jenkins also wore #21)
Washington, Chauncey, RB, 2009

32

Franckhauser, Tom, CB, 1960-61
Garrison, Walt, RB, 1966-74
Turman, Dennis, DB, 1978-85
Jackson, Tim, S, 1989
Highsmith, Alonzo, FB, 1990-91
Thomas, Blair, RB, 1994
Hughes, Tyrone, CB, 1998
Wiley, Michael, RB, 2000-02
Lee, ReShard, RB, 2004
Thomas, Anthony, RB, 2005
Coleman, Marcus, S, 2006
Crockett, Zack, RB, 2007
Scandrick, Orlando, CB, 2008-10

33

Babb, Gene, LB/RB, 1960-61
Hayes, Wendell, RB, 1963
Wayt, Russell, LB, 1965
Thomas, Duane, RB, 1970-71
Pinder, Cyril, RB, 1973
Percival, Mac, K, 1974
Dorsett, Tony, RB, 1977-87
Brown, Eric, DB, 1989
Smith, Timmy, RB, 1990
Bell, Jason, CB, 2001
Jones, Nathan, CB, 2004-07

34

Doelling, Fred, S, 1960
Douglas, Merrill, RB, 1961
Green, Cornell, DB, 1962-74
Mitchell, Aaron, CB, 1979-80
Hunter, Monty, S, 1982
Walker, Herschel, RB, 1986-89, 1996-97
Agee, Tommie, FB, 1990-94
Brown, Larry, CB, 1991-95, 1998
(Brown also wore #24)

Lester, Tim, FB, 1999
Martin, Jamar, FB, 2002-03
Parrish, Tony, S, 2006
Anderson, Deon, FB, 2007-09

35

Kowalczyk, Wait, RB, 1960
Lockett, J.W., RB, 1961-62
Gent, Pete, WR/TE, 1964-68
Hill, Calvin, RB, 1969-74
Laidlaw, Scott, RB, 1975-79
McSwain, Chuck, RB, 1983-84
Armstrong, Jimmy, DB, 1987
(Armstrong also wore #10)
Scott, Kevin, RB, 1989
Davis, Wendell, CB, 1996-99
Chancey, Robert, RB, 1999
Hambrick, Troy, RB, 2000-03
(Hambrick also wore #42)
McKie, Jason, FB, 2002
Reeves, Jacques, CB, 2004-07
Battle, Tra, S, 2008
Miller, Lonyae, RB, 2010

36

Bielski, Dick, TE, 1960-61
Williams, Joe, RB, 1971
Brinson, Larry, RB, 1977-79
Albritton, Vince, S/LB, 1984-91
Ross, Dominique, RB, 1995-96
Smith, Tarik, RB, 1998-99
Taylor, Tony, RB, 2001
Barnes, Darian, FB, 2004
Butler, Quincy, CB, 2006, 2008
Stone, Darren, S, 2008
Hamlin, Michael, S, 2009-10
Sendejo, Andrew, S, 2010

37

Dunn, Perry Lee, RB, 1964-65
Clark, Phil, DB, 1967-69
Thomas, Ike, CB, 1971
Morgan, Dennis, RB, 1974
Jensen, Jim, RB, 1976
White, Gerald, FB, 1987
Washington, James, S, 1990-94
Vaughn, Lee, DB, 1997
Williams, Tyrone, CB, 2004
Elam, Abram, S, 2006
McCann, Bryan, CB, 2010

38

Baker, Sam, P/K, 1962-63
Williams, John, FB, 1985
Francis, Ron, CB, 1987-90
Hall, Chris, S, 1993
Lang, David, RB, 1995
Hawthorne, Duane, CB, 1999-02
Scott, Lynn, S, 2001-05
(Scott also wore #21)
Williams, Roy, S, 2002-08
(Williams also wore #38)

39

Jones, E.J., RB, 1987
Sargent, Broderick, FB, 1989
Perryman, Robert, FB, 1990
Smith, Donald, S, 1991
Gainer, Derrick, RB, 1992-93
Neufeld, Ryan, FB, 1999
Polite, Lousaka, FB, 2004-06

40

Harris, Jim, S, 1961
Stiger, Jim, RB, 1963-65
Conrad, Bobby Joe, WR, 1969
Strayhorn, Les, RB, 1973-74
Hurt, Eric, CB, 1980
Bates, Bill, S, 1983-97
Davis, Keith, S, 2002, 2004-08
(Davis also wore #29)
McCray, Danny, S, 2010

41

Livingston, Warren, CB, 1961-66
Waters, Charlie, DB, 1970-78, 1980-81

Coleman, Anthony, DB, 1987
Wright, Charles, CB, 1988
Thomas, Dave, CB, 1993-94
Larrimore, Kareem, CB, 2000-01
Dennis, Pat, CB, 2001
Newman, Terence, CB, 2003-10

42

McIlhenny, Don, RB, 1960-61
Ridlon, Jim, S, 1963-64
Whitfield, A.D., RB, 1965
Weich, Claxton, RB, 1969-71
Hughes, Randy, S, 1975-80
Easmon, Ricky, DB, 1985
Clack, Darryl, RB, 1986-89
Smagala, Stan, DB, 1990-91
Wilson, Robert, FB, 1994
Williams, Charlie, S, 1995-00
(Williams also wore #25)
Warren, Chris, RB, 1998-00
Hambrick, Troy, RB, 2000-03
(Hambrick also wore #35)
Henry, Anthony, CB, 2005-08
Church, Barry, S, 2010

43

Perkins, Don, RB, 1961-68
Harris, Cliff, S, 1970-79
Patterson, Elvis, CB, 1993
Briggs, Greg, S, 1995
Reese, Izell, S, 1998-01
Sensabaugh, Gerald, S, 2009-10

44

Bishop, Don, CB, 1960-65
Newhouse, Robert, FB, 1972-83
Gowdy, Cornell, DB, 1986
Courville, Vince, WR, 1987
(Courville also wore #81)
Brooks, Michael, S, 1990
Coleman, Lincoln, RB, 1993-94
Thomas, Robert, LB/FB, 1998-02
(Thomas also wore #59)
Hannah, Rodney, TE, 2008
Gronkowski, Chris, FB, 2010

45

Dupre, L.G., RB, 1960-61
Daniels, Dick, S, 1966-68
(Daniels also wore #21)
Flowers, Richmond, S, 1969-71
Robinson, Larry, RB, 1973
Woolsey, Rolly, DB, 1975
Wilson, Steve, WR/CB, 1979-81
(Wilson also wore #81)
Hendrix, Manny, CB, 1986-91
Sualua, Nicky, FB, 1997-98
Solwold, Mike, TE, 2001

46

Shy, Les, RB, 1966-69
(Shy also wore #25)
Baynham, Craig, RB, 1967-69
Washington, Mark, CB, 1970-78
Solomon, Roland, S, 1980
Fowler, Todd, FB, 1985-88
Blake, Ricky, RB, 1991
Fishback, Joe, S, 1993-94
Whalen, James, TE, 2000-03
(Whalen also wore #81, #82, #83)
Bickerstaff, Erik, RB, 2003
Condo, Jon, LS, 2005
Hoyte, Oliver, FB/LB, 2006-07
(Hoyte also wore #53)

47

Moegle, Dick, S, 1961
Clinkscale, Dextor, S, 1980, 1982-85
Scott, Chuck, WR, 1987
Holmes, Clayton, CB, 1992-95
McNeil, Ryan, CB, 2000
Hunter, Pete, CB, 2002-04

48

Green, Alex, CB, 1987
(Green also wore #29)

Johnston, Daryl, FB, 1989-99
Witherspoon, Terry, FB, 2001
Barrow, Micheal, LB, 2005

49

Dean, Kent TE, 1988
Huggins, Johnny, TE, 2001
Pierce, Brett, TE, 2004-05
(Pierce also wore #88)

50

Tubbs, Jerry, LB, 1960-67
Lewis, D.D., LB, 1968, 1970-81
Rohrer, Jeff, LB, 1982-87
Hendrickson, Steve, LB, 1989
(Hendrickson also wore #58)
Harper, Dave, LB, 1990
Brownlow, Darrick, LB, 1991, 1994
(Brownlow also wore #59)
Abrams, Bobby, LB, 1992-93
Shiver, Clay, C, 1996-98
Tolbert, Brandon, LB, 1998-00
(Tolbert also wore #53)
Brooks, Jamal, LB, 2001-03
Fujita, Scott, LB, 2005
Ayodele, Akin, LB, 2006-07
(Ayodele also wore #51)
Rogers, Justin, LB, 2007-08
Lee, Sean, LB, 2010

51

Braatz, Tom, LB, 1960
Hoyem, Lynn, C/G, 1962-63
Manders, Dave, C, 1964-66, 1968-74
Dickerson, Anthony, LB, 1980-84
Jones, Dale, LB, 1987
Swan, Russ, LB, 1987
(Swan also wore #57)
Norton, Ken, LB, 1988-93
Thomas, Broderick, LB, 1996-98
Adams, Keith, LB, 2001-02
(Adams also wore #53)
Hardy, Kevin, LB, 2002
Singleton, Al, LB, 2003-06
Ayodele, Akin, LB, 2006-07
(Ayodele also wore #50)
Brooking, Keith, LB, 2009-10

52

Hansen, Wayne, LB, 1960
Edwards, Dave, LB, 1963-75
Eidson, Jim, G/C, 1976
Shaw, Robert, C, 1979-81
McLean, Scott, LB, 1983
Cannon, Billy, LB, 1984
Duliban, Chris, LB, 1987
Hurd, Jeff, LB, 1987
(Hurd also wore #58)
Scott, Sean, LB, 1988
Pruitt, Mickey, LB, 1991-92
Schwartz, Jim, LB, 1994-96
Cookley, Dexter, LB, 1997-04
Johnson, Al, C, 2003-06
(Johnson also wore #62)
Polk, Carlos, LB, 2008
Williams, Leon, LB, 2010

53

Connelly, Mike, C, 1960-67
(Connelly also wore #54)
Simmons, Dave, LB, 1968
Whittingham, Fred, LB, 1969
Babinecz, John, LB, 1972-73
Breunig, Bob, LB, 1975-84
Jax, Garth, LB, 1986-88
Simmons, Victor, LB, 1987
Elam, Onzy, LB, 1989
Shannon, Randy, LB, 1989-90
(Shannon also wore #94)
Stepnoski, Mark, C, 1989-94, 1999-01
(Stepnoski also wore #70)
Donaldson, Ray, C, 1995-96
Tolbert, Brandon, LB, 1998-00
(Tolbert also wore #50)
Adams, Keith, LB, 2001-02
(Adams also wore #51)

Thornton, Kalen, LB, 2004-05
 Glymph, Junior, LB, 2005-06
 (Glymph also wore #78)
 Hoyte, Oliver, FB/LB, 2006-07
 (Hoyte also wore #46)
 Octavien, Steve, LB, 2008-09

54

Connelly, Mike, C, 1960-67
 (Connelly also wore #53)
 Howley, Chuck, LB, 1961-73
 White, Randy, DT/LB, 1975-88
 Solomon, Jesse, LB, 1989-90
 Fieldings, Anthony, LB, 1995
 Hardy, Darryl, LB, 1995, 1997
 Hambrick, Darren, LB, 1998-01
 Cerqua, Marc, LB, 2001
 O'Neil, Keith, LB, 2003-04
 Caver, Quinton, LB, 2005
 Carpenter, Bobby, LB, 2006-09
 Cummings, Kenwin, LB, 2010

55

Jordan, Lee Roy, LB, 1963-76
 Huther, Bruce, LB, 1977-80, 1983
 (Huther also wore #57)
 Spradlin, Danny, LB, 1981-82
 DeOssie, Steve, LB, 1984-88
 Flaherty, Harry, LB, 1987
 Del Rio, Jack, LB, 1989-91
 Jones, Robert, LB, 1992-95
 Strickland, Fred, LB, 1996-98
 Hall, Lemanski, LB, 1999
 Steele, Markus, LB, 2001-03
 Fowler, Ryan, LB, 2004-06
 Thomas, Zach, LB, 2008

56

Patera, Jack, LB, 1960-61
 Long, Bob, LB, 1962
 Hays, Harold, LB, 1963-67
 Stincic, Tom, LB, 1969-71
 Barnes, Rodrigo, LB, 1973-74
 Henderson, Thomas, LB, 1975-79
 Roe, Bill, LB, 1980
 Lockhart, Eugene, LB, 1984-90
 Roper, John, LB, 1993
 Barnes, Reggie, LB, 1995
 Godfrey, Randall, LB, 1996-99
 Grant, Orantes, LB, 2000-01
 James, Bradie, LB, 2003-10

57

Walker, Malcolm, C, 1966-69
 Keller, Mike, LB, 1972
 Walker, Louie, LB, 1974
 Davis, Kyle, C, 1975
 Huther, Bruce, LB, 1977-80, 1983
 (Huther also wore #55)
 King, Angelo, LB, 1981-83
 Turner, Jimmie, LB, 1984
 Burton, Ron, LB, 1987-89
 Swan, Russ, LB, 1987
 (Swan also wore #51)
 Smith, Vinson, LB, 1990-92, 1997
 Campos, Alan, LB, 1996
 Smith, Myron, LB, 1998
 Coryatt, Quentin, LB, 1999
 Wortham, Barron, LB, 2000
 Mackey, Louis, LB, 2001-02
 (Mackey also wore #58)
 Burnett, Kevin, LB, 2005-08
 Butler, Victor, LB, 2009-10

58

Peterson, Calvin, LB, 1974-75
 Hegman, Mike, LB, 1976-88
 Hurd, Jeff, LB, 1987
 (Hurd also wore #52)
 Hendrickson, Steve, LB, 1989
 (Hendrickson also wore #50)
 Edwards, Dixon, LB, 1991-95
 Hemsley, Nate, LB, 1997-99
 Bowden, Joe, LB, 2000
 Mackey, Louis, LB, 2001-02
 (Mackey also wore #57)

Grau, Jeff, LS, 2002
 Shanley, Scott, LB, 2003-05
 Williams, Jason, LB, 2009-10

59

Hutcherson, Ken, LB, 1974
 Capone, Warren, LB, 1975
 Brown, Guy, LB, 1977-82
 Walter, Mike, LB, 1983
 Penn, Jesse, LB, 1985-87
 Timmer, Kirk, LB, 1987
 Cobb, Garry, LB, 1988-89
 Brownlow, Darrick, LB, 1991, 1994
 (Brownlow also wore #50)
 Smith, Darrin, LB, 1993-96
 Thomas, Robert, LB/FB, 1998-02
 (Thomas also wore #44)
 Nguyen, Dat, LB, 1999-05
 Williams, Brandon, LB, 2010

60

Guy, Buzz, G, 1960
 Isbell, Joe Bob, G, 1962-65
 Burkett, Jackie, LB, 1968-69
 Kiner, Steve, LB, 1970
 Caffey, Lee Roy, LB, 1971
 Killian, Gene, G, 1974
 Randall, Tom, G, 1978
 Smerek, Don, DL, 1981-87
 Hamel, Dean, DT, 1989-90
 Hill, Tony, DE, 1991-92
 (Hill also wore #90)
 Kennard, Derek, G, 1994-96
 Brymer, Chris, C/G, 1999
 Nix, John, DT, 2001-02
 Noll, Ben, G, 2004-05
 Parker, J'vonne, DT, 2006
 Stanley, Montavious, DT, 2006

61

Putnam, Duane, G, 1960
 Green, Allen, P/K, 1961
 Nye, Blaine, G, 1968-76
 Cooper, Jim, OL, 1977-86
 Newton, Nate, G/T, 1986-98
 (Newton also wore #67)
 Garmon, Kelvin, G, 2000-02
 Conaty, Bill, C, 2003

62

Healy, Don, DT, 1960-61
 (Healy also wore #78)
 Cvercko, Andy, G, 1961-62
 Poimboeuf, Lance, K, 1963
 Donohue, Leon, G, 1965-67
 Fitzgerald, John, C, 1971-80
 Baldinger, Brian, OL, 1982-84, 1986-87
 Zentic, Mike, C, 1987
 Brotzki, Bob, T, 1988
 Oswald, Paul, G, 1988
 Tolbert, Tony, DL, 1989-97
 (Tolbert also wore #92)
 Hellestrae, Dale, OL, 1990-00
 (Hellestrae also wore #70)
 Parrish, James, T, 1993-94
 Myslinski, Tom, G/C, 1999
 Page, Craig, C, 2000
 Johnson, Al, C, 2003-06
 (Johnson also wore #52)
 Rivera, Marco, G, 2005-06

63

Falls, Mike, G, 1960-61
 Cole, Larry, DL, 1968-80
 Tilensor, Glen, G, 1981-86, 1988
 Shields, Joe, OL, 1987
 Brinkley, Lester, DL, 1990
 Gesek, John, G, 1990-93
 (Gesek also wore #67)
 Flannery, John, G, 1996-97
 Kiselak, Michael, C/G, 1998-99
 Gibson, Aaron, T, 2001-02
 Alford, Darnell, T, 2002
 DiNapoli, Gennaro, C, 2003
 Kosier, Kyle, G, 2006-10

64

Grottkau, Bob, G, 1961
 Liscio, Tony, T, 1963-64, 1966-71
 (Liscio also wore #72)
 Smith, Jim Ray, G/T, 1963-64
 Johnson, Mitch, G, 1965
 Hagen, Halvor, C/G, 1969-70
 Arneson, Jim, C/G, 1973-74

Rafferty, Tom, G/C, 1976-89
 Lilja, George, C, 1987
 (Lilja also wore #67)
 Diaz, Jorge, G, 2000
 Stewart, Daleroy, DT, 2002-04
 Holland, Montrae, G, 2008-10

65

Schoenke, Ray, T, 1963-64
 Wilbur, John, T, 1966-69
 Stalls, Dave, DE, 1977-79
 Petersen, Kurt, G, 1980-85
 Westberry, Gary, C, 1987
 White, Bob, OL, 1987-89
 (White also wore #70)
 Slaton, Tony, G, 1990
 Stone, Ron, T, 1993-95
 Guede, Andre, G/C, 2002-10

66

Husmann, Ed, DT, 1960
 Andrie, George, DE, 1962-72
 Lawless, Burton, G, 1975-79
 Wells, Norm, G, 1980
 Schultz, Chris, T, 1983, 1985
 Baker, Jesse, DE, 1986
 Gogan, Kevin, T, 1987-93
 Hutson, Tony, G, 1996-99
 Fricke, Ben, C, 1999-01
 (Fricke also wore #69)
 McKinney, Jeremy, G/T, 2002
 Ratliff, Jay, DE, 2005-10
 (Ratliff also wore #90)
 Johnson, Tank, NT, 2007-08
 (Johnson also wore #95)
 Saddler-McQueen, Jimmy, DE, 2010
 Geathers, Clifton, DE, 2010

67

Houser, John, C/G, 1960-61
 Kupp, Jake, G, 1964-65
 Toomay, Pat, DE, 1970-74
 Donovan, Pat, T, 1975-83
 Thompson, Broderick, G, 1985
 Newton, Nate, G/T, 1986-98
 (Newton also wore #61)
 Lilja, George, C, 1987
 (Lilja also wore #64)
 Walker, Gary, OL, 1987
 Shearin, Joe, C, 1987
 Smith, Sean, DT, 1989
 Gesek, John, G, 1990-93
 (Gesek also wore #63)
 Maryland, Russell, DT, 1991-95
 McIver, Everett, G, 1998-99
 Berger, Joe, G, 2006-08
 Costa, Phil, C, 2010

68

Reese, Guy, DT, 1962-63
 Boeke, Jim, T, 1964-67
 Scott, Herb, G, 1975-84
 Ker, Crawford, G, 1985-90
 Cornish, Frank, C, 1992-94
 Batiste, Michael, DT/G, 1995
 Ross, Oliver, T, 1998
 Scarlett, Noel, DT, 2000
 Lehr, Matt, G/C, 2001-04
 Jamison, Vontrell, DE, 2005
 Free, Doug, T, 2007-10

69

Hegamin, George, T, 1994-97
 Fricke, Ben, G/C, 1999-01
 (Fricke also wore #66)
 Tucker, Ross, G, 2002
 Fabini, Jason, T, 2006
 Preston, Duke, C, 2009

70

McCreary, Bob, T, 1961
 Memmelaar, Dale, G, 1962-63
 Sandeman, Bill, DT, 1966
 Wright, Rayfield, TE/T, 1967-79
 (Wright also wore #85)
 Richards, Howard, G/T, 1981-86
 White, Bob, OL, 1987-89
 (White also wore #65)
 Stepnoski, Mark, C, 1989-94, 1999-01
 (Stepnoski also wore #53)
 Hellestrae, Dale, OL, 1990-00
 (Hellestrae also wore #62)
 Collins, Javier, DT/T, 2001-03
 Brooks, Ethan, T, 2005
 Price, Marcus, T, 2005
 Davis, Leonard, T, 2007-10

71

Dickson, Paul, T, 1960
 Granger, Charlie, T, 1961
 Talbert, Don, DE/OT, 1962, 1965, 1971
 (Talbert also wore #72)
 Townes, Willie, DE, 1966-68
 Wallace, Rodney, G/T, 1971-73
 Frederick, Andy, T, 1977-81
 Tuinei, Mark, OT/DL, 1983-97
 Dwyer, Mike, DT, 1987
 Jackson, Alcander, G, 2000-01
 Walter, Tyson, OL, 2002-04
 Procter, Cory, G, 2005-09
 Barron, Alex, T, 2010

72

Herschman, Bill, DT, 1960-61
 Talbert, Don, DE/OT, 1962, 1965, 1971
 (Talbert also wore #71)
 Liscio, Tony, T, 1963-64, 1966-71
 (Liscio also wore #64)
 Jones, Ed, DE, 1974-78, 1980-89
 Cheek, Louis, OL, 1990
 Sullivan, Mike, T, 1991
 Childress, Ray, DT, 1996
 Missouri, Dwayne, DE, 2001
 Peterman, Stephen, G, 2004-05
 Bowen, Stephen, DE, 2006-10

73

Fisher, Ray, T, 1960
 Clark, Monte, T, 1962
 Neely, Ralph, G/T, 1965-77
 Wright, Steve, T, 1981-82
 Kitson, Syd, G, 1984
 Ploeger, Kurt, DL, 1986
 Burnette, Dave, T, 1987
 Noonan, Danny, DL, 1987-92
 Allen, Larry, G/T, 1994-05
 Clark Jeremy, DE, 2010

74

Lilly, Bob, DL, 1961-74

75

Fry, Bob, T, 1960-64
 Pugh, Jethro, DT, 1965-78
 Pozderac, Phil, T, 1982-87
 Smith, Daryle, T, 1987-88
 (Smith also wore #79)
 Carter, Jon, DT, 1989
 Casillas, Tony, DT, 1991-93, 1996-97
 Noble, Brandon, DT, 1999-02
 Young, Ryan, T, 2003
 Wiley, Marcellus, DE, 2004
 Colombo, Marc, C, 2005-10

76

Gonzaga, John, DE, 1960
 Nutting, Ed, T, 1963
 Frank, Bill, T, 1964
 Diehl, John, DT, 1965
 Niland, John, G, 1966-74
 Bethea, Larry, DL, 1978-83
 Aughtman, Dowe, OL, 1984
 Otto, Bob, DL, 1986
 Zimmerman, Jeff, G, 1987-90

Veingrad, Alan, OL, 1991-92
 Reynolds, Jerry, T, 1994
 Adams, Fiozell, G/T, 1998-09
 Young, Sam, T, 2010

77

Bradfute, Byron, T, 1960-61
 Brock, Clyde, DT, 1962-63
 Stephens, Larry, DE, 1963-67
 (Stephens also wore #79)
 Colvin, Jim, DT, 1964-66
 East, Ron, DT, 1967-70
 (East also wore #79)
 Gregory, Bill, DL, 1971-77
 Thornton, Bruce, DL, 1979-81
 Jeffcoat, Jim, DE, 1983-94
 Cisowski, Steve, T, 1987
 Scifres, Steve, OL, 1997
 Davis, Nathan, DT, 1999-99
 (Davis also wore #99)
 Page, Solomon, G/T, 1999-02
 Tucker, Torin, T, 2003-05
 McQuistan, Pat, T, 2006-09

78

Healy, Don, DT, 1960-61
 (Healy also wore #62)
 Meyers, John, DT, 1962-63
 Youmans, Maury, DE, 1964-65
 Asher, Bob, T, 1970
 Walton, Bruce, G, 1973-75
 Schaum, Greg, DE, 1976
 Dutton, John, DL, 1979-86
 Widell, Dave, T, 1988-89
 Lett, Leon, DL, 1991-00
 Vollers, Kurt, T, 2002-04
 Glymp, Junior, LB, 2005-06
 (Glymp also wore #53)
 Marten, James, T, 2007
 Barnell, Jermey, T, 2010

79

Klein, Dick, T, 1960
 Frost, Ken, DT, 1961-62
 Stephens, Larry, DE, 1963-67
 (Stephens also wore #77)
 East, Ron, DT, 1967-70
 (East also wore #77)
 Gregg, Forrest, G/T, 1971
 Martin, Harvey, DE, 1973-83
 Hunt, John, G/T, 1984
 Cesario, Sal, G, 1987
 Smith, Daryle, T, 1987-88
 (Smith also wore #75)
 Broughton, Willie, DT, 1989-90
 Williams, Erik, T, 1991-00
 Dorsey, Char-ron, T, 2001-02
 McFadden, Marques, T, 2002
 Rogers, Jacob, T, 2004
 Pettiti, Rob, T, 2005
 Brewster, Robert, T, 2009-10

80

Murchison, Ola Lee, WR, 1961
 Folkins, Lee, TE, 1962-64
 (Folkins also wore #83)
 Barnes, Gary, WR, 1963
 McDaniels, David, WR, 1968
 Hill, Tony, WR, 1977-86
 Barksdale, Rod, WR, 1987
 Spivey, Sebron, WR, 1987
 Gay, Everett, WR, 1988
 Ford, Bernard, WR, 1989
 Harris, Rod, WR, 1990
 Harper, Alvin, WR, 1991-94, 1999
 (Harper also wore #82)
 Gadsden, Oronde, WR, 1995
 Williams, Stepre, WR, 1996-97
 Santiago, O.J., TE, 2000
 Fontenot, Chris, TE, 2000
 Swinton, Reggie, WR, 2001-03
 McGee, Tony, TE, 2002-03
 (McGee also wore #82)
 James, Cedric, WR, 2003
 Ryan, Sean, TE, 2004-05
 Fasano, Anthony, TE, 2006-07
 Bennett, Martellus, TE, 2008-10

81

Howton, Bill, WR, 1960-63
 Bateman, Marv, P, 1972-74
 Wilson, Percy, WR, 1975
 Steele, Robert, WR, 1978
 (Steele also wore #82)
 Smith, Jackie, TE, 1978
 Wilson, Steve, WR/CB, 1979-81
 (Wilson also wore #45)
 Phillips, Kirk, WR, 1984
 Powe, Karl, WR, 1985-86
 Courville, Vince, WR, 1987
 (Courville also wore #44)
 Edwards, Kelvin, WR, 1987-88
 (Edwards also wore #87)
 Ankrom, Scott, WR, 1989
 Wright Alexander, WR, 1990-92
 Daniel, Tim, WR, 1993
 Galbraith, Scott, TE, 1993-94, 1997
 (Galbraith also wore #89)
 Hervey, Edward, WR, 1995
 Armstrong, Tjii, TE, 1996
 Jeffers, Patrick, WR, 1998
 Ismail, Raghib, WR, 1999-01
 Whalen, James, TE, 2000-03
 (Whalen also wore #46, #82, #83)
 Morgan, Quincy, WR, 2004
 Price, Peerless, WR, 2005
 Owens, Terrell, WR, 2006-08

82

Clarke, Frank, TE/WR, 1960-67
 Stowe, Otto, WR, 1973
 Reece, Beasley, CB/WR, 1976
 Steele, Robert, WR, 1978
 (Steele also wore #81)
 Simmons, Cleo, TE, 1983
 Renfro, Mike, WR, 1984-87
 Burbage, Cornell, WR, 1987-89
 (Burbage also wore #15 and #89)
 Shepard, Derrick, WR, 1989-91
 (Shepard also wore #87)
 Harper, Alvin, WR, 1991-94, 1999
 (Harper also wore #60)
 Smith, Jimmy, WR, 1990
 Fleming, Cory, WR, 1994-95
 Mitchell, Johnny, TE, 1996
 Ogden, Jeff, WR, 1998-99
 Brazzell, Chris, WR, 1999-00
 (Brazzell also wore #85)
 McKnight, James, WR, 1999-00
 Whalen, James, TE, 2000-03
 (Whalen also wore #46, #81, #83)
 McGee, Tony, TE, 2002-03
 (McGee also wore #80)
 Witten, Jason, TE, 2003-1

83

Doran, Jim, WR, 1960-61
 Folkins, Lee, TE, 1962-64
 (Folkins also wore #80)
 Deters, Harold, K, 1967
 Clark, Mike, K, 1968-71, 1973
 (Clark also wore #17)
 Richards, Golden, WR, 1973-78
 Donley, Doug, WR, 1981-84
 Gonzalez, Leon, WR, 1985
 Martin, Kelvin, WR, 1987-92, 1996
 Mickey, Joey, TE, 1993
 Jackson, Willie, WR, 1994
 Watkins, Kendall, TE, 1995
 Miller, Anthony, WR, 1997
 Clay, Hayward, TE, 1998-99
 Still, Bryan, WR, 1999
 McGarity, Wane, WR, 1999-01
 Whalen, James, TE, 2000-03
 (Whalen also wore #46, #81, #82)
 Glenn, Terry, WR, 2003-07
 Rucker, Martin, TE, 2010

84

Wisener, Gary, WR, 1960
 Norman, Pettis, TE, 1962-70
 Fugel, Jean, TE, 1972-75
 Cosbie, Doug, TE, 1979-88

Borresen, Rich, TE, 1987
 Jennings, Keith, TE, 1989
 Novacek, Jay, TE, 1990-96
 Lucky, Mike, TE, 1999-02
 (Lucky also wore #86)
 Galloway, Joey, WR, 2000-03
 Crayton, Patrick, WR, 2004-09

85

Cronin, Gene, LB, 1960
 Wright, Rayfield, TE/T, 1967-79
 (Wright also wore #70)
 Smith, Tody, DL, 1971-72
 Cornwell, Fred, TE, 1984-85
 Chandler, Thornton, TE, 1986-89
 (Chandler also wore #89)
 Folsom, Steve, TE, 1987-90
 Hendrix, Tim, TE, 1987
 McKinnon, Dennis, WR, 1990
 Williams, Kevin, WR, 1993-96
 Mills, Ernie, WR, 1998-99
 Brazzell, Chris, WR, 1999-00
 (Brazzell also wore #82)

Chiaverini, Darren, WR, 2001
 Scott, Darnay, WR, 2002
 Robinson, Jeff, TE, 2002-04
 Rector, Jamaica, WR, 2006
 Ogletree, Kevin, WR, 2009-10

86

Sherer, Dave, P, 1960
 Porterfield, Garry, DE, 1965
 Coleman, Ralph, LB, 1972
 Houston, Bill, WR, 1974
 Johnson, Butch, WR, 1976-83
 Harris, Duriel, WR, 1984
 Smith, Waddell, WR, 1984
 Duckett, Kenny, WR, 1985
 Sherrard, Mike, WR, 1986
 Dixon, James, WR/RB, 1989-91
 (Dixon also wore #21)
 Williams, Tyrone, WR, 1993
 Bjornson, Eric, TE, 1995-99
 Lucky, Mike, TE, 1999-02
 (Lucky also wore #84)
 Campbell, Dan, TE, 2003-05
 Hannam, Ryan, TE, 2006
 Stanback, Isaiah, WR, 2007-08
 Chandler, Scott, TE, 2010

87

Borden, Nate, DE, 1960-61
 Stynchula, Andy, DE, 1968
 Truax, Billy, TE, 1971-73
 Howard, Ron, TE, 1974-75
 Saldi, Jay, TE, 1976-82
 Banks, Gordon, WR, 1985-87
 Edwards, Kelvin, WR, 1987-88
 (Edwards also wore #81)
 Alexander, Ray, WR, 1988-89
 Shepard, Derrick, WR, 1989-91
 (Shepard also wore #82)
 Roberts, Alfredo, TE, 1991-92
 Davis, Billy, WR, 1995-98
 Tucker, Jason, WR, 1999-00
 Rambo, Ken-Yon, WR, 2001-02
 Smith, Zuriel, WR, 2003

Ward, Dedic, WR, 2004
 Thorn, Andy, TE, 2006

88

Davis, Sonny, LB, 1961
 Ridgway, Colin, P/K, 1965
 Randle, Sonny, WR, 1968
 Rucker, Reggie, WR, 1970-71
 Sellers, Ron, WR, 1972
 Pearson, Drew, WR, 1973-83
 Irvin, Michael, WR, 1988-99
 Harris, Jackie, TE, 2000-01
 Bryant, Antonio, WR, 2002-04
 Pierce, Brett, TE, 2004-05
 (Pierce also wore #49)
 Bryant, Dez, WR, 2010

89

Dugan, Fred, WR, 1960
 Davis, Donnie, WR, 1962
 Ditka, Mike, TE, 1969-72
 DuPree, Billy Joe, TE, 1973-83
 Salonen, Brian, TE/LB, 1984-85
 Chandler, Thornton, TE, 1986-89
 (Chandler also wore #85)
 Burbage, Cornell, WR, 1987-89
 (Burbage also wore #15 and #82)
 Awalt, Rob, TE, 1990-91
 Tennell, Derek, TE, 1992
 Blackwell, Kelly, TE, 1993
 Galbraith, Scott, TE, 1993-94, 1997
 (Galbraith also wore #81)
 Price, Jim, TE, 1993
 Ware, Derek, TE, 1996
 LaFleur, David, TE, 1997-00
 Williams, Randal, WR, 2001-04
 Curtis, Tony, TE, 2007-08
 Phillips, John, TE, 2009-10

90

Crockett, Willis, LB, 1990
 Hill, Tony, DE, 1991-92
 (Hill also wore #60)
 McIntosh, Toddrick, DT, 1994
 Sturgis, Oscar, DE, 1995
 Spellman, Alonzo, DT, 1999-00
 Frisch, Byron, DE, 2001
 Ogbogu, Eric, DE, 2003-05
 Ratliff, Jay, DE, 2005-10
 (Ratliff also wore #66)

91

Johnson, Walter, DT, 1987
 Vanderbeek, Matt, LB/DE, 1993-94
 Benson, Darren, DT, 1995-98
 Underwood, Dimitrius, DL, 2000-01
 Carson, Leonardo, DT, 2003-04
 Ladoucer, Louis-Philippe, LS, 2005-10

92

Perkins, Ray, DE, 1987
 Tolbert, Tony, DL, 1989-97
 (Tolbert also wore #62)
 White, Chris, DE, 2000
 Evans, Demetric, DE, 2001-02
 Brooks, Jermaine, DT, 2003
 Johnson, Thomas, DT, 2005

Ayodele, Remi, NT, 2007
 Brent, Josh, NT, 2010

93

Cooper, Reggie, LB, 1991
 Ulufale, Mike, DT, 1996
 Smith, Artie, DT, 1998
 Zellner, Peppi, DE, 1999-02
 Coleman, Kenyon, DE, 2003-06
 Spencer, Anthony, LB, 2007-10

94

Watts, Randy, DE, 1987
 Shannon, Randy, LB, 1989-90
 (Shannon also wore #53)
 Haley, Charles, DE, 1992-96
 Myers, Michael, DL, 1998-03
 Cooper, Chris, DT, 2004
 Ware, DeMarcus, LB, 2005-10

95

Walen, Mark, DT, 1987-88
 Hennings, Chad, DT, 1992-00
 Chevrier, Randy, DT, 2001
 Weatherington, Colston, DE, 2002
 Claybrooks, DeVone, DT, 2004
 Ferguson, Jason, DT, 2005-07
 Johnson, Tank, NT, 2007-08
 (Johnson also wore #66)
 Siavii, Junior, NT, 2009
 Lissemore, Sean, DE, 2010

96

Stubbs, Daniel, DE, 1990-91
 Carver, Shante, DE, 1994-97
 (Carver also wore #98)
 Anderson, Antonio, DT, 1997-98
 Ekuban, Ebenezer, DE, 1999-03
 Spears, Marcus, DE, 2005-10

97

Ponder, David, DT, 1985
 Lilly, Kevin, DT, 1989
 Jones, Jimmie, DL, 1990-93
 Pittman, Kavika, DE, 1996-99
 Fields, Aaron, DE, 2000
 Glover, La Roi, DT, 2002-05
 Hatcher, Jason, DE, 2006-10

98

Tippins, Ken, LB, 1989
 Willis, Mitch, DT, 1990
 Myles, Godfrey, LB, 1991-96
 Carver, Shante, DE, 1994-97
 (Carver also wore #96)
 Ellis, Greg, DE/LB, 1998-08
 Johnson, Curtis, LB, 2009

99

Brooks, Kevin, DT, 1985-88
 Howard, David, LB, 1989-90
 McCormack, Hurvin, DT, 1994-98
 Davis, Nathan, DT, 1998-99
 (Davis also wore #77)
 Blade, Willie, DT, 2003
 Eaton, Chad, DT, 2004
 Cnty, Chris, DE, 2005-08
 Olshansky, Igor, DE, 2009-10

LEAST USED**Numbers Worn By Just One Player**

74 Bob Lilly, DL, 1961-74

Numbers Worn By Just Two Players

8 Buzz Sawyer, P, 1967
 Troy Aikman, QB, 1989-00
 13 Jerry Rhome, QB, 1965-68
 Mike Vanderjagt, K, 2006

MOST USED**Most Frequently Issued Number**

81	-	22	Players
80	-	21	Players
82	-	18	Players
83	-	18	Players
25	-	17	Players
53	-	17	Players
57	-	17	Players
86	-	17	Players
62	-	16	Players
85	-	16	Players
87	-	16	Players
89	-	16	Players

Cowboys All-Time College Roster

STAFF
ALL-TIME ROSTER
2010 SEASON
RECORDS
PLAYOFF RECORDS
HISTORY
SIDELINES

A

Abilene Christian.....	1
Air Force.....	1
Akron.....	1
Alabama.....	10
Alabama A&M.....	1
Alabama-Birm.....	1
Alabama State.....	3
Albany State.....	1
Alcorn State.....	1
Amherst.....	1
Angelo State.....	1
Appalachian State.....	2
Arizona.....	10
Arizona State.....	10
Arkansas.....	7
Arkansas-Pine Bluff.....	1
Arkansas Tech.....	1
Ashland.....	1
Auburn.....	9
Austin College.....	1
Austin Peay.....	1

B

Ball State.....	1
Baylor.....	13
Bethune-Cookman.....	1
Bishop.....	1
Boise State.....	2
Boston College.....	10
Boston University.....	2
Bowling Green.....	2
Brigham Young.....	3

C

California.....	6
Cal Poly SLO.....	3
Cal. St. Long Beach.....	4
Calif.-Riverside.....	4
Carson-Newman.....	4
Catawba.....	1
CCLA.....	1
Central Arkansas.....	1
Central Florida.....	1
Central Michigan.....	1
Central Missouri.....	1
Central Oklahoma.....	2
Central State, Ohio.....	2
Central Washington.....	1
Cincinnati.....	1
Clark Atlanta.....	1
Clemson.....	11
Colorado.....	7
Colorado State.....	2
Columbia.....	1
Connecticut.....	1
Culver-Stockton.....	1

D

Dayton.....	1
Drake.....	1
Duke.....	3

E

East Carolina.....	8
Eastern Illinois.....	2
Eastern Kentucky.....	1
Eastern Michigan.....	1
Eastern Washington.....	1
Elizabeth City.....	2
Emporia State.....	1

F

Ferrum.....	1
Florida.....	10
Florida A&M.....	5
Florida State.....	18
Fordham.....	1
Fort Valley State.....	2
Fresno State.....	3

G

Georgia.....	11
Georgia Tech.....	9
Grambling.....	3
Gustavus Adolphus.....	1

H

Hampton.....	5
Hawaii.....	6
Heidelberg.....	1
Henderson J.C.....	1
Henderson State.....	1
Hofstra.....	1
Holy Cross.....	1
Houston.....	9
Howard.....	1
Humboldt State.....	2

I

Idaho.....	1
Idaho State.....	1
Illinois.....	8
Illinois State.....	1
Indiana.....	5
Indiana (PA).....	1
Iowa.....	6
Iowa State.....	4

J

J.C. Smith.....	1
Jackson State.....	5
Jacksonville State.....	1
James Madison.....	2

K

Kansas.....	8
Kansas State.....	7
Kent.....	2
Kentucky.....	6
Kentucky State.....	1
Kutztown State.....	1

L

Lamar.....	1
Langston.....	2
Liberty.....	3
Livingston.....	1
SW Louisiana-Laf.....	3
Louisiana-Monroe.....	3
Louisiana State.....	10
Louisiana Tech.....	3
Louisville.....	2

M

Marquette.....	2
Maryland.....	10
Massachusetts.....	1
McGill.....	1
McNeese State.....	2
Miami, Fla.....	18
Michigan.....	10
Michigan State.....	13
Michigan Tech.....	1
Mid. Tennessee St.....	3
Minnesota.....	2
Mississippi.....	7
Mississippi State.....	5
Mississippi Valley.....	1
Missouri.....	4
Monmouth.....	1
Montana.....	2
Montana State.....	2
Morgan State.....	2
Morningside Coll.....	1
Murray State.....	1

N

Navy.....	1
Nebraska.....	14
Nebraska-Omaha.....	1

Nevada.....	3
Nevada-Las Vegas.....	4
New Hampshire.....	2
New Mexico.....	4
New Mexico State.....	2
North Carolina.....	6
North Carolina A&T.....	2
North Carolina St.....	5
North Texas.....	3
NE Oklahoma.....	1
North Alabama.....	2
Northern Arizona.....	3
Northern Colorado.....	2
Northern Illinois.....	3
Northern Iowa.....	4
Northwest La.....	3
Northwest Missouri State.....	2
Northwestern.....	6
NW Oklahoma.....	2
Notre Dame.....	10

O

Ohio State.....	16
Oklahoma.....	17
Oklahoma State.....	3
Oregon.....	10
Oregon State.....	5
Ouachita.....	1

P

Pacific.....	5
Pacific Lutheran.....	1
Pacific, Ore.....	1
Penn State.....	7
Pennsylvania.....	2
Pittsburgh.....	11
Portland State.....	3
Prairie View A&M.....	1
Presbyterian.....	1
Princeton.....	2
Purdue.....	6

R

Redlands.....	1
Rhode Island.....	1
Rice.....	9
Rutgers.....	4

S

Sacramento State.....	1
Salem.....	1
Sam Houston.....	1
San Diego State.....	4
San Jose State.....	3
Santa Clara.....	2
Savannah State.....	2
Seattle.....	1
Sonoma State.....	1
South Carolina.....	5
South Carolina St.....	2
South Dakota.....	1
South Florida.....	2
Southern.....	4
Southern California.....	18
Southern Illinois.....	2
Southern Methodist.....	15
Southern Miss.....	6
Stanford.....	11
Stephen F. Austin.....	2
Syracuse.....	7

T

Taylor.....	1
Temple.....	5
Tennessee.....	23
Tennessee-Chat.....	3
Tennessee State.....	3
Texas.....	11
Texas-El Paso.....	2
Texas-San Antonio.....	1
Texas A&M.....	18

Texas A&M-Corn.....	4
Texas A&M-Kings.....	2
Texas Christian.....	10
Texas Southern.....	1
Texas Tech.....	6
Texas Wesleyan.....	1
Toledo.....	1
Trinity, Tex.....	1
Trinity Valley C.C.....	1
Troy.....	2
Tulane.....	3
Tulsa.....	9

U

UCLA.....	16
Utah.....	6
Utah State.....	4

V

Valdosta State.....	1
Vanderbilt.....	3
Vienna, Austria.....	1
Villanova.....	1
Virginia.....	9
Virginia Tech.....	6
Virginia Union.....	2

W

Wake Forest.....	3
Washington.....	14
Washington State.....	6
Weber State.....	3
West Texas A&M.....	2
West Virginia.....	8
Western Illinois.....	2
Western Ontario.....	1
William & Mary.....	1
Williams College.....	1
Wingate.....	1
Winston-Salem.....	2
Wisconsin.....	7
Wyoming.....	6

Y

Yale.....	2
Youngstown State.....	1

TOP SCHOOLS

Tennessee.....	23
Florida State.....	18
Miami, Fla.....	18
Southern California.....	18
Texas A&M.....	18
Oklahoma.....	17
Ohio State.....	16
UCLA.....	16
S. Methodist.....	15
Washington.....	14
Baylor.....	13
Michigan State.....	13
Nebraska.....	14
Clemson.....	11
Georgia.....	11
Pittsburgh.....	11
Stanford.....	11
Texas.....	11

Cowboys All-Time Honor Roll

ALL-TIME PRO BOWL SELECTIONS

Name, Position	Total Selections	Consecutive Strak
Bob Lilly, DT	11	10 (1964-73)
Larry Allen, G/T	10	7 (1995-01)
Mel Renfro, S/CB	10	10 (1964-73)
Randy White, DT	9	9 (1977-85)
Emmitt Smith, RB	8	6 (1990-95)
Jason Witten, TE	7	7 (2004-10)
Troy Aikman, QB	6	6 (1991-96)
Cliff Harris, S	6	6 (1974-79)
Chuck Howley, LB	6	5 (1965-69)
Nate Newton, G	6	5 (1992-96)
John Niland, G	6	6 (1968-73)
Don Perkins, RB	6	3 ('61-63, '66-68)
Roger Staubach, QB	6	5 (1975-79)
Rayfield Wright, T	6	6 (1971-76)
Flozell Adams, T	5	3 (2003-04, '06-08)
George Andrie, DE	5	5 (1965-69)
Cornell Green, CB/S	5	3 (1965-67)
Andre Gurode, C	5	5 (2006-10)
Michael Irvin, WR	5	5 (1991-95)
Lee Roy Jordan, LB	5	3 (1967-69)
Jay Novacek, TE	5	5 (1991-95)
DeMarcus Ware	5	5 (2006-10)
Roy Williams, S	5	5 (2003-07)
Darren Woodson, S	5	5 (1994-98)
Pat Donovan, T	4	4 (1979-82)
Tony Dorsett, RB	4	3 (1981-83)
La'Roi Glover, DT	4	4 (2002-05)
Calvin Hill, RB	4	3 (1972-74)
Harvey Martin, DE	4	4 (1976-79)
Deion Sanders, CB/KR	4	4 (1996-99)
Everson Walls, CB	4	3 (1981-83)
Erik Williams, T	4	2 (1996-97)

PRO BOWL

1960 (1) -	Jim Doran, WR (1)
1961 (2) -	Dick Bielski, TE (1) # Don Perkins, RB (1)
1962 (5) -	Don Bishop, CB (1) Eddie LeBaron, QB (1) Bob Lilly, DE (1) Don Perkins, RB (2) Jerry Tubbs, LB (1)
1963 (3) -	Sam Baker, P (1) Lee Folkins, TE (1) Don Perkins, RB (3)
1964 (2) -	Bob Lilly, DT (2) # Mel Renfro, S (1)
1965 (6) -	George Andrie, DE (1) Cornell Green, CB (1) # Bob Hayes, WR (1) Chuck Howley, LB (1) Bob Lilly, DT (3) Mel Renfro, S (2)
1966 (9) -	George Andrie, DE (2) Cornell Green, CB (2) Bob Hayes, WR (2) Chuck Howley, LB (2) Bob Lilly, DT (4) Dave Manders, C (1) Don Meredith, QB (1) Don Perkins, RB (4) Mel Renfro, S (3)
1967 (10) -	George Andrie, DE (3) Cornell Green, CB (3) Bob Hayes, WR (3) Chuck Howley, LB (3) Lee Roy Jordan, LB (1) Bob Lilly, DT (5) Don Meredith, QB (2) Ralph Neely, T (1) Don Perkins, RB (5) Mel Renfro, S (4)
1968 (8) -	George Andrie, DE (4)
1969 (8) - a	Chuck Howley, LB (4) Lee Roy Jordan, LB (2) Bob Lilly, DT (6) Don Meredith, QB (3) John Niland, G (1) Don Perkins, RB (6) Mel Renfro, CB (5) George Andrie, DE (5) *# Calvin Hill, RB (1) Chuck Howley, LB (5) Lee Roy Jordan, LB (3) Bob Lilly, DT (7) Ralph Neely, T (2) John Niland, G (2) Mel Renfro, CB (6) Bob Lilly, DT (8)
1970 (3) - b	John Niland, G (3) Mel Renfro, CB (7) Cornell Green, S (4) Chuck Howley, LB (6) Bob Lilly, DT (9) John Niland, G (4) Mel Renfro, S (8) Roger Staubach, QB (1) Ron Widby, P (1) Rayfield Wright, T (1) Wait Garrison, RB (1) Cornell Green, S (5) Calvin Hill, RB (2) Bob Lilly, DT (10) John Niland, G (5) Mel Renfro, CB (9) Rayfield Wright, T (2)
1971 (8) -	* Calvin Hill, RB (3) * Lee Roy Jordan, LB (4) Bob Lilly, DT (11) John Niland, G (6) Mel Renfro, CB (10) Rayfield Wright, T (3) Cliff Harris, S (1) Calvin Hill, RB (4) Lee Roy Jordan, LB (5) Blaine Nye, G (1) Drew Pearson, WR (1) Rayfield Wright, T (4) Cliff Harris, S (2)
1972 (7) -	* Roger Staubach, QB (2) Rayfield Wright, T (5) Billy Joe DuPree, TE (1) Cliff Harris, S (3) Harvey Martin, DE (1) Blaine Nye, G (2) Drew Pearson, WR (2) Roger Staubach, QB (3) Charlie Waters, S (1) Rayfield Wright, T (6)
1973 (6) -	Billy Joe DuPree, TE (2) Cliff Harris, S (4) Ethen Herrera, K (1) Harvey Martin, DE (2) Drew Pearson, WR (3) * Roger Staubach, QB (4) Charlie Waters, S (2) Randy White, DT (1)
1974 (6) -	Tony Dorsett, RB (1) Billy Joe DuPree, TE (3) Cliff Harris, S (5) Thomas Henderson, LB (1) Tony Hill, WR (1) Harvey Martin, DE (3) Roger Staubach, QB (5) Charlie Waters, S (3) Randy White, DT (2) Bob Bruening, LB (1) Pat Donovan, T (1) Cliff Harris, S (6) Tony Hill, WR (2) Harvey Martin, DE (4) Herb Scott, G (1) Roger Staubach, QB (6) Randy White, DT (3)
1975 (3) -	
1976 (8) -	
1977 (8) -	
1978 (9) -	
1979 (8) -	

Pro Bowl (cont.)

- 1980 (4) - **Bob Bruenig, LB (2)**
Pat Donovan, T (2)
Herb Scott, G (2)
Randy White, DT (4)
- 1981 (7) - **Pat Donovan, T (3)**
Tony Dorsett, RB (2)
Ed Jones, DE (1)
Herb Scott, G (3)
Rafael Septien, K (1)
Everson Walls, CB (1)
Randy White, DT (5)
- 1982 (7) - **Bob Bruenig, LB (3)**
Pat Donovan, T (4)
Tony Dorsett, RB (3)
Ed Jones, DE (2)
Everson Walls, CB (2)
Danny White, QB (1)
Randy White, DT (6)
- 1983 (5) - **Doug Cosbie, TE (1)**
Tony Dorsett, RB (4)
Ed Jones, DE (3)
Everson Walls, CB (3)
Randy White, DT (7)
- 1984 (3) - **Bill Bates, ST (1)**
Doug Cosbie, TE (2)
Randy White, DT (8)
- 1985 (4) - **Doug Cosbie, TE (3)**
Tony Hill, WR (3)
Everson Walls, CB (4)
Randy White, DT (9)
- 1987 (1) - **Herschel Walker, RB (1)**
- 1988 (1) - **Herschel Walker, RB (2)**
- 1990 (1) - # **Emmitt Smith, RB (1)**
- 1991 (4) - **Troy Aikman, QB (1)**
Michael Irvin, WR (1)
Jay Novacek, TE (1)
Emmitt Smith, RB (2)
- 1992 (6) - **Troy Aikman, QB (2)**
Michael Irvin, WR (2)
Nate Newton, G (1)
Jay Novacek, TE (2)
Emmitt Smith, RB (3)
Mark Stepnoski, C (1)
- 1993 (11) - % **Troy Aikman, QB (3)**
* **Thomas Everett, S (1)**
Michael Irvin, WR (3)
Daryl Johnston, FB (1)
Russell Maryland, DT (1)
Nate Newton, G (2)
Ken Norton, LB (1)
Jay Novacek, TE (3)
* **Emmitt Smith, RB (4)**
* **Mark Stepnoski, C (2)**
Erik Williams, T (1)
- 1994 (11) - **Troy Aikman, QB (4)**
Charles Haley, DE (1)
Michael Irvin, WR (4)
Daryl Johnston, FB (2)
Leon Lett, DT (1)
Nate Newton, G (3)
Jay Novacek, TE (4)
* **Emmitt Smith, RB (5)**
Mark Stepnoski, C (3)
Mark Turner, T (1)
Darren Woodson, S (1)
- 1995 (10) - **Troy Aikman, QB (5)**
Larry Allen, G (1)
* **Ray Donaldson, C (1)**
Charles Haley, DE (2)
Michael Irvin, WR (5)
Nate Newton, G (4)
Jay Novacek, TE (5)
Emmitt Smith, RB (6)
Mark Turner, T (2)
Darren Woodson, S (2)
- 1996 (9) - * **Troy Aikman, QB (6)**
Larry Allen, G (2)
* **Ray Donaldson, C (2)**
Nate Newton, G (5)
* **Deion Sanders, CB (1)**
Jim Schwartz, ST (1)
Tony Tolbert, DE (1)
Erik Williams, T (2)
Darren Woodson, S (3)

- 1997 (4) - **Larry Allen, G (3)**
* **Deion Sanders, CB (2)**
Erik Williams, T (3)
Darren Woodson, S (4)
- 1998 (6) - **Larry Allen, T (4)**
Leon Lett, DT (2)
Nate Newton, G (6)
Deion Sanders, CB/KR (3)
Emmitt Smith, RB (7)
Darren Woodson, S (5)
- 1999 (5) - * **Larry Allen, G (5)**
Dexter Coakley, LB (1)
* **Deion Sanders, CB (4)**
Emmitt Smith, RB (8)
Erik Williams, T (4)
- 2000 (2) - **Larry Allen, G (6)**
- 2001 (2) - * **Larry Allen, G (7)**
Dexter Coakley, LB (2)
- 2002 (1) - **La'Roi Glover, DT (1)**
- 2003 (5) - **Flozell Adams, T (1)**
Larry Allen, G (8)
Dexter Coakley, LB (3)
La'Roi Glover, DT (2)
Roy Williams, S (1)
- 2004 (5) - **Flozell Adams, T (2)**
Larry Allen, G (9)
La'Roi Glover, DT (3)
Roy Williams, S (2)
Jason Witten, TE (1)
- 2005 (4) - **Larry Allen, G (10)**
La'Roi Glover, DT (4)
Roy Williams, S (3)
Jason Witten, TE (2)
- 2006 (7) - **Flozell Adams, T (3)**
Andre Gurode, C (1)
Mat McBriar, P (1)
Tony Romo, QB (1)
DeMarcus Ware, LB (1)
Roy Williams, S (4)
Jason Witten, TE (3)
- 2007 (13) **Flozell Adams, T (4)**
Marion Barber III, RB (1)
Leonard Davis, G (1)
Greg Ellis, LB (1)
Nick Folk, K (1)
Andre Gurode, C (2)
Ken Hamlin, S (1)
Terence Newman, CB (1)
Terrell Owens, WR (1)
Tony Romo, QB (2)
DeMarcus Ware, LB (2)
Roy Williams, S (5)
Jason Witten, TE (4)
- 2008 (6) - **Flozell Adams, T (5)**
* **Leonard Davis, G (2)**
Andre Gurode, C (3)
Jay Ratliff, NT (1)
DeMarcus Ware, LB (3)
Jason Witten, TE (5)
- 2009 (9) **Miles Austin, WR (1)**
Leonard Davis, G (3)
* **Andre Gurode, C (4)**
* **Mike Jenkins, CB (1)**
Terence Newman, CB (2)
Jay Ratliff, NT (2)
Tony Romo, QB (3)
DeMarcus Ware, LB (4)
Jason Witten, TE (6)
- 2010 (6) **Miles Austin, WR (2)**
Andre Gurode, C (5)
Mat McBriar, P (2)
Jay Ratliff, NT (3)
DeMarcus Ware, LB (5)
Jason Witten, TE (7)

BOLD starter
selected but did not play
rookie
* most valuable player
% named outstanding lineman
@ named outstanding back
% top vote getter

ALL PRO

- 1962 (2) - Don Perkins, RB (1, AP, NEA)
Jerry Tubbs, LB (1, TSN)
- 1963 (1) - Chuck Howley, LB (1, TSN)

All Pro (cont.)

- 1964 (3) - Frank Clarke, TE (1, AP)
Bob Lilly, DT (1, AP, UPI, NEA)
Jim Riddle, DB (1, TSN)
- 1965 (3) - # Bob Hayes, WR (1, TSN)
Bob Lilly, DT (2, AP, UPI, NEA, TSN)
Mel Renfro, S (1, NEA, TSN)
- 1966 (7) - Cornell Green, CB (1, AP, NEA, TSN)
Bob Hayes, WR (2, AP, UPI, NEA, TSN)
Chuck Howley, LB (2, AP, UPI, NEA)
Lee Roy Jordan, LB (1, TSN)
Bob Lilly, DT (3, AP, UPI, NEA, TSN)
Ralph Neely, T (1, TSN)
Dan Reeves, RB (1, TSN)
- 1967 (7) - George Andrie, DE (1, TSN)
Cornell Green, CB (2, AP, UPI, NEA, TSN)
Bob Hayes, WR (3, TSN)
Chuck Howley, LB (3, AP, TSN)
Bob Lilly, DT (4, AP, UPI, NEA, TSN)
Ralph Neely, T (2, AP, UPI, TSN)
Mel Renfro, S (2, TSN)
- 1968 (5) - Cornell Green, CB (3, NEA)
Bob Hayes, WR (4, AP)
Chuck Howley, LB (4, AP, NEA)
Bob Lilly, DT (5, AP, UPI, NEA)
Ralph Neely, T (3, AP, UPI, NEA)
Cornell Green, CB (4, UPI)
- 1969 (7) - # Calvin Hill, RB (1, AP, UPI)
Chuck Howley, LB (5, AP, UPI, NEA)
Bob Lilly, DT (6, AP, NEA)
Ralph Neely, T (4, AP, UPI, NEA)
John Niland, G (1, AP)
Mel Renfro, S (3, NEA)
- 1970 (1) - Chuck Howley, LB (6, AP, PFWA)
1971 (4) - Bob Lilly, DT (7, AP, PFWA, NEA)
John Niland, G (2, AP, PFWA)
Mel Renfro, S (4, NEA)
Rayfield Wright, T (1, AP, PFWA)
John Niland, G (3, AP)
Blaine Nye, CB (1, NEA)
Rayfield Wright, T (2, AP, UPI, PFWA, NEA)
- 1973 (4) - Calvin Hill, RB (2, PFWA)
Lee Roy Jordan, LB (2, NEA, PFWA)
Mel Renfro, CB (5, NEA, PFWA)
Rayfield Wright, T (3, AP, PFWA)
Drew Pearson, WR (1, AP, PFWA)
Cliff Harris, S (1, NEA)
Rayfield Wright, T (4, NEA)
- 1974 (1) - Cliff Harris, S (2, AP, PFWA, NEA)
1975 (2) - Drew Pearson, WR (2, AP, PFWA)
Cliff Harris, S (3, AP, PFWA, NEA)
1976 (2) - Efran Herrera, K (1, AP, PFWA, NEA)
Harvey Martin, DE (1, AP, PFWA, NEA)
Drew Pearson, WR (3, AP, PFWA, NEA)
Charlie Waters, S (1, PFWA)
Cliff Harris, S (4, AP, PFWA)
- 1977 (5) - Charlie Waters, S (2, PFWA, NEA)
Randy White, DT (1, AP, PFWA, NEA)
Randy White, DT (2, AP, PFWA, NEA)
1980 (2) - Herb Scott, G (1, AP, NEA)
Randy White, DT (3, PFWA, NEA)
- 1981 (5) - Tony Dorsett, RB (1, AP, PFWA, NEA)
Ed Jones, DE (1, NEA)
Herb Scott, G (2, AP)
Rafael Septien, K (1, AP, PFWA)
Randy White, DT (4, AP, PFWA, NEA)
Ed Jones, DE (2, AP)
- 1982 (3) - Everson Walls, CB (1, PFWA)
Randy White, DT (5, AP, PFWA, NEA)
Ed Jones, DE (3, AP)
- 1983 (2) - Everson Walls, CB (2, AP)
Randy White, DT (6, AP, PFWA)
- 1984 (2) - Michael Downs, S (PFWA)
Randy White, DT (7, AP, PFWA, NEA)
- 1985 (2) - Everson Walls, CB (3, PFWA)
Randy White, DT (8, AP, NEA)
- 1989 (1) - Eugene Lockhart, LB (1, TSN)
1991 (2) - Michael Irvin, WR (1, AP, PFWA, NEA, TSN)
Jay Novacek, TE (1, CPFN)
- 1992 (4) - Kelvin Martin, PR (1, PFW, PFWA)
Jay Novacek, TE (2, AP, PFW, PFWA, CPFN)
Emmitt Smith, RB (1, AP, PFW, PFWA, NEA, TSN, CPFN, FD)
Mark Stepnoski, C (1, NEA)
- 1993 (3) - Troy Akman, QB (1, TSN)
Emmitt Smith, RB
(2, AP, PFWA, PFW, TSN, CPFN, FD)

- Erik Williams, T
(1, AP, PFWA, PFW, TSN, CPFN, FD)
- 1994 (4) - Charles Haley, DE
(1, AP, PFWA, PFW, TSN, CPFN, FD)
Nate Newton, G
(1, AP, PFWA, PFW, CPFN, FD)
Emmitt Smith, RB
(3, AP, PFWA, PFW, TSN, CPFN, FD)
Darren Woodson, S
(1, AP, PFWA, PFW, TSN, CPFN, FD)
- 1995 (6) - Larry Allen, G (1, TSN, CPFN, FD)
Nate Newton, G
(2, AP, PFWA, PFW, TSN, FD)
Deion Sanders, CB (1, TSN)
Emmitt Smith, RB
(4, AP, PFWA, PFW, TSN, CPFN, FD)
Erik Williams, T (2, TSN)
Darren Woodson, S
(2, AP, PFWA, PFW, TSN, CPFN, FD)
- 1996 (5) - Larry Allen, G (2, AP, PFWA, PFW, TSN, CPFN, FD)
Deion Sanders, CB (2, AP, PFWA, PFW, TSN)
Jim Schwartz, ST (1, PFWA, PFW)
Erik Williams, T (3, AP)
Darren Woodson, S (3, AP, PFWA, PFW, TSN, CPFN, FD)
- 1997 (3) - Larry Allen, G (3, AP, PFWA, PFW, TSN, CPFN, FD)
Richie Cunningham, K (1, AP, TSN)
Deion Sanders, CB (3, AP, PFWA, PFW, TSN)
Larry Allen, T (4, AP, PFW, TSN)
Deion Sanders, CB (3, AP, PFW, TSN, FD)
KR (1, PFW)
- 1998 (3) - Darren Woodson, S (4, TSN)
Larry Allen, G (5, AP, PFWA, TSN, PFN)
Deion Sanders, CB (4, TSN)
- 1999 (2) - Larry Allen, G (6, AP, PFW, CPFN, TSN)
2001 (1) - Larry Allen, G (7, AP, PFW, FD, CPFN, TSN)
2002 (1) - La'Roi Glover, DT (1, FW, CPFN, TSN)
2003 (1) - Roy Williams, S (1, AP, PFW, FD, TSN)
2006 (2) - Mat McBriar, P (1, AP)
DeMarcus Ware, LB (1, AP)
2007 (6) - Flozell Adams, T (1, AP)
Leonard Davis, G (1, AP)
Andre Gurodic, C (1, TSN)
Terrell Owens, WR (1, AP, PFW, PFWA)
DeMarcus Ware, LB (2, AP, PFW, PFWA, TSN)
Jason Witten, TE (1, AP, PFW, PFWA, TSN)
DeMarcus Ware, LB (2, AP, TSN, SJ)
Jason Witten, TE (2, PFW, PFWA)
- 2008 (2) - DeMarcus Ware, LB (3, AP, PFW, PFWA)
2009 (2) - Jay Ratliff, NT (1, AP)
2010 (3) - Mat McBriar, P (2, AP)
DeMarcus Ware, LB (4, AP)
Jason Witten (3, AP, PFW, PFWA, TSN)

ALL-NFC

- 1970 (3) - Chuck Howley, LB (AP, UPI)
John Niland, G (UPI)
Mel Renfro, CB (AP)
- 1972 (3) - Bob Lilly, DT (AP, UPI)
John Niland, G (AP, UPI)
Rayfield Wright, T (AP, UPI)
- 1973 (5) - Calvin Hill, RB (AP, UPI)
Lee Roy Jordan, LB (AP, UPI)
John Niland, G (AP, UPI)
Mel Renfro, CB (AP, UPI)
Rayfield Wright, T (AP, UPI)
Cliff Harris, S (AP, UPI)
- 1974 (3) - Drew Pearson, WR (AP, UPI)
Rayfield Wright, T (AP, UPI)
Billy Joe DuPree, TE (AP, UPI)
Cliff Harris, S (AP, UPI)
Blaine Nye, G (AP)
- 1975 (5) - Drew Pearson, WR (AP, UPI)
Roger Staubach, QB (AP)
Cliff Harris, S (UPI)
Efran Herrera, K (UPI)
Harvey Martin, DE (UPI)
Drew Pearson, WR (UPI)
Roger Staubach, QB (UPI)
- 1978 (6) - Tony Dorsett, RB (UPI)
Billy Joe DuPree, TE (UPI)
Cliff Harris, S (UPI)

All NFC (cont.)

- Herb Scott, G (UPI)
- Charlie Waters, S (UPI)
- Randy White, DT (UPI)
- 1979 (6) - Bob Breunig, LB (PFW)
- Pat Donovan, T (UPI, PFW, TSN)
- Cliff Harris, S (TSN)
- Herb Scott, G (UPI, TSN)
- Roger Staubach, QB (UPI, PFW, TSN)
- Randy White, DT (UPI, PFW)
- 1980 (4) - Bob Breunig, LB (UPI)
- Pat Donovan, T (UPI)
- Herb Scott, G (UPI)
- Randy White, DT (UPI, PFW, TSN)
- 1981 (5) - Tony Dorsett, RB (UPI)
- Herb Scott, G (UPI)
- Ed Jones, DE (UPI)
- Rafael Septien, K (UPI)
- Randy White, DT (UPI)
- 1982 (5) - Bob Breunig, LB (UPI)
- Pat Donovan, T (UPI)
- Tony Dorsett, RB (UPI)
- Everson Walls, CB (UPI)
- Randy White, DT (UPI)
- Bob Breunig, LB (UPI)
- 1983 (4) - Ed Jones, DE (UPI, PFW)
- Everson Walls, CB (PFW)
- Randy White, DT (UPI, PFW)
- 1984 (4) - Bill Bates, S (PFW)
- Michael Downs, S (UPI)
- Everson Walls, CB (UPI)
- Randy White, DT (UPI, FN)
- 1985 (5) - Doug Cosbie, TE (UPI)
- Michael Downs, S (UPI)
- Tony Hill, WR (FN)
- Everson Walls, CB (UPI, FN)
- Randy White, DT (UPI, FN)
- Randy White, DT (FN)
- 1986 (1) - Herschel Walker, RB (PFW)
- 1987 (1) - Herschel Walker, RB (UPI)
- 1988 (1) - Michael Irvin, WR (UPI, FN)
- 1991 (3) - Jay Novacek, TE (UPI, FN, PFW)
- Emmitt Smith, RB (UPI, FN, PFW)
- 1992 (4) - Nate Newton, G (UPI, FN)
- Jay Novacek, TE (UPI, FN)
- Emmitt Smith, RB (UPI, FN)
- Mark Stepnoski, C (UPI, FN)
- 1993 (5) - Troy Aikman, QB (FN)
- Ken Norton, LB (FN)
- Emmitt Smith, RB (UPI, FN)
- Mark Stepnoski, C (UPI, FN)
- Erik Williams, T (UPI, FN)
- 1994 (6) - Charles Haley, DE (UPI, FN)
- Leon Lett, DT (UPI, FN)
- Nate Newton, G (UPI, FN)
- Emmitt Smith, RB (UPI, FN)
- Mark Stepnoski, C (UPI, FN)
- Darren Woodson, S (UPI, FN)
- 1995 (5) - Larry Allen, G (FN)
- Nate Newton, G (UPI)
- Jay Novacek, TE (UPI)
- Emmitt Smith, RB (UPI, FN)
- Darren Woodson, S (UPI, FN)
- 1996 (4) - Larry Allen, G (UPI, FN)
- Deion Sanders, CB (UPI, FN)
- Tony Tolbert, DE (UPI, FN)
- Darren Woodson, S (UPI, FN)
- 1997 (2) - Larry Allen, G (PFW, PFWA, FN)
- Deion Sanders, CB (PFW, PFWA, FN)
- 1998 (2) - Larry Allen, T (PFW, FN)
- Deion Sanders, CB (PFW, FN)
- KR (PFW, FN)
- 1999 (3) - Larry Allen, G (PFW, FN)
- Deion Sanders, CB (PFW, FN)
- Erik Williams, T (FN)
- 2000 (1) - Larry Allen, G (PFW, FN)
- 2001 (1) - Larry Allen, G (PFW, FN)
- 2002 (1) - La'Roi Glover, DT (PFW)
- 2003 (3) - La'Roi Glover, DT (PFW)
- Dat Nguyen, LB (PFW)
- Roy Williams, S (PFW)
- 2004 (1) - Jason Witten, TE (PFW)
- 2006 (2) - DeMarcus Ware, LB (PFW, PFWA)
- Mat McBriar, P (PFW, PSFA)
- 2007 (5) - Flozell Adams, T (PFW, PFWA)
- # Nick Folk, K (PFW, PFWA)
- Terrell Owens, WR (PFW, PFWA)

- DeMarcus Ware, LB (PFW, PFWA)
- Jason Witten, TE (PFW, PFWA)
- 2008 (3) - Jay Ratliff, NT (PFW, PFWA)
- DeMarcus Ware, LB (PFW, PFWA)
- Jason Witten, TE (PFW, PFWA)

ALL-ROOKIE

- 1974 - Efen Herrera, K (PFWA)
- Ed Jones, DE (PFWA)
- 1975 - Burton Lawless, G (PFWA)
- Randy White, LB (PFWA)
- 1977 - Tony Dorsett, RB (PFWA)
- 1979 - Aaron Mitchell, CB (UPI)
- 1981 - Everson Walls, CB (PFWA, UPI)
- 1983 - Bill Bates, S (PFWA, UPI, PFW)
- 1984 - Eugene Lockhart, LB (UPI, PFW, FD)
- 1987 - Roger Ruzek, K (UPI, PFW)
- 1988 - Michael Irvin, WR (FD)
- 1989 - Troy Aikman, QB (PFWA, UPI, PFW, CPFN)
- James Dixon, KR (UPI, PFW)
- 1990 - Jimmie Jones, DT (PFWA, UPI, PFW)
- Emmitt Smith, RB (PFWA, UPI, FN, PFW, FD, CPFN)
- 1991 - Larry Brown, CB (PFWA, PFW, FD, FN)
- Darnick Brownlow, LB (PFWA)
- Russell Maryland, DT (PFWA, CPFN, PFW)
- 1992 - Robert Jones, LB (PFWA, PFW, CPFN, FN)
- Darren Woodson, ST (PFW, PFWA)
- 1993 - Darrin Smith, LB (PFWA, CPFN, PFW, FN, FD)
- Kevin Williams, WR (FN)
- 1994 - Larry Allen, T (PFWA, PFW, CPFN, FN)
- Chris Boniol, K (PFWA, PFW)
- 1997 - Antonio Anderson, DT (PFW)
- Dexter Coakley, LB (PFW, FN)
- 1998 - Flozell Adams, G (FD)
- Greg Ellis, DE (FN, FD)
- 1999 - Ebenezer Ekuban, DE (PFW, FN)
- Dat Nguyen, ST (FD)
- Peppi Zeller, DE (CPFN)
- 2002 - Antonio Bryant, WR (PFW)
- Derek Ross, CB (PFW)
- Roy Williams, S (PFW)
- 2003 - Terence Newman, CB (PFW)
- Zuniel Smith, PR (PFW)
- Jason Witten, TE (PFW)
- 2004 - Julius Jones, RB (PFW)
- 2005 - Marcus Spears, DE (PFW)
- 2007 - Nick Folk, K (PFW, PFWA)
- 2010 - Dez Bryant, WR (PFW, PFWA, TSN)

OTHER HONORS

NFL COACH OF THE YEAR

- 1966 - Tom Landry (AP)
- 1990 - Jimmy Johnson (AP)
- 1991 - Jimmy Johnson (FD)

NFC COACH OF THE YEAR

- 1966 - Tom Landry (UPI)
- 1975 - Tom Landry (UPI)
- 1978 - Tom Landry (FN)
- 1990 - Jimmy Johnson (UPI, CPFN)

EXECUTIVE OF THE YEAR

- 2003 - Jerry Jones (FD)
- 2009 - Jerry Jones (SBJ)

NFL PLAYER OF THE YEAR

- 1993 - Emmitt Smith (AP, PFWA, TSN, PFW, FD)

SPORTS FACILITY OF THE YEAR AWARD

- 2010 - Cowboys Stadium (SBJ)

BERT BELL AWARD

(presented by Maxwell Club to NFL Player of the Year)

- 1966 - Don Meredith, QB
- 1971 - Roger Staubach, QB
- 1993 - Emmitt Smith, RB

NFL PLAYER OF THE YEAR

- 1971 - Roger Staubach
- 1981 - Tony Dorsett (UPI)
- 1993 - Emmitt Smith (FN)

NFL OFFENSIVE PLAYER OF THE YEAR

1993 - Emmitt Smith (UPI, PFW, CPFL)

NFL DEFENSIVE PLAYER OF THE YEAR1977 - Harvey Martin (UPI, PFW)
1994 - Charles Haley (FD)**NFC DEFENSIVE PLAYER OF THE YEAR**

1994 - Charles Haley (UPI)

NFC OFFENSIVE LINEMAN OF THE YEAR1996 - Larry Allen (NFLPA)
1997 - Larry Allen (NFLPA)**NFC DEFENSIVE BACK OF THE YEAR**

1997 - Deion Sanders (NFLPA)

NFC SPECIAL TEAMS PLAYER OF THE YEAR

1984 - Bill Bates (USA Today, NFLPA)

NFC KICKER OF THE YEAR

1997 - Richie Cunningham (NFLPA)

NFL DEFENSIVE BACK OF THE YEAR

1982 - Everson Walls (NFL Alumni)

NFL DEFENSIVE LINEMAN OF THE YEAR

1982 - Randy White (NFL Alumni)

NFL OFFENSIVE LINEMAN OF THE YEAR1994 - Nate Newton (NFL Alumni)
1997 - Larry Allen (NFL Alumni)**NFL QUARTERBACK OF THE YEAR**

1993 - Troy Aikman (NFL Alumni)

NFL RUNNING BACK OF THE YEAR1992 - Emmitt Smith (NFL Alumni)
1993 - Emmitt Smith (NFL Alumni)
1995 - Emmitt Smith (NFL Alumni)**NFL WIDE RECEIVER OF THE YEAR**

1991 - Michael Irvin (NFL Alumni)

NFL TIGHT END OF THE YEAR1993 - Jay Novacek (NFL Alumni)
2010 - Jason Witten (NFL Alumni)**NFL SPECIAL TEAMS PLAYER OF THE YEAR**1983 - # Bill Bates (NFL Alumni)
1984 - Bill Bates (NFL Alumni)
1996 - Jim Schwartz (NFL Alumni)
1998 - Deion Sanders (NFL Alumni)**GOLDEN TOE TROPHY (PFW) (top placekicker)**

1981 - Rafael Septien

NFL ROOKIE OF THE YEAR

1977 - Tony Dorsett (NEA, PFWA, TSN)

NFC ROOKIE OF THE YEAR1977 - Tony Dorsett (UPI, TSN)
1992 - Robert Jones, (UPI)**NFL OFFENSIVE ROOKIE OF THE YEAR**1969 - Calvin Hill, RB (AP)
1970 - Duane Thomas, RB (FN, PFG)
1977 - Tony Dorsett, RB (AP, PFW, FD)
1990 - Emmitt Smith, RB (AP, PFW, FN)**NFL MAN OF THE YEAR**1978 - Roger Staubach
1981 - Tom Landry (FN)
1997 - Troy Aikman**BART STARR AWARD**

2001 - Darren Woodson

NFL COMEBACK PLAYER OF THE YEAR

2007 - Greg Ellis

NFL PLAYER OF THE WEEK1993 - Michael Irvin, vs. S.F., 10/17 (PFWA)
Emmitt Smith, @ Phil., 10/31 (PFWA)
Emmitt Smith, @ N.Y. Gia., 1/2/94 (PFWA)
1994 - Jason Garrett, vs. G.B., 11/24 (PFHOF)
1995 - Emmitt Smith, @ N.Y. Gia., 9/4 (PFHOF)
Emmitt Smith, @ Minn., 9/17 (PFHOF)
1998 - Deion Sanders, @ N.Y. Gia., 9/21 (PFHOF)
1999 - Troy Aikman, @ Wash., 9/12 (PFHOF)
Dexter Coakley, vs. Mia. 11/25 (PFHOF)**NFC DEFENSIVE PLAYER OF THE WEEK**1984 - Randy White, vs. G.B., 9/23
Randy White, @ Phil., 12/2
1985 - Jim Jeffcoat, @ Wash., 11/10
Jim Jeffcoat, vs. N.Y. Gia., 12/15
1986 - Ed Jones, @ S.D., 11/16
1987 - Bill Bates, @ N.Y. Gia., 9/20
Ed Jones, vs. N.Y. Gia., 11/2
1988 - Ed Jones, vs. Atl., 9/25
1990 - Issiac Holt, @ T.B., 10/7
James Washington, vs. Pho., 12/16
1993 - Kevin Smith, @ N.Y. Jets, 12/18
1994 - Charles Haley, @ Pitt., 9/4
Darren Woodson, @ Phil., 12/4
Darrin Smith, @ N.O., 12/19
Charles Haley, vs. Den., 9/10
1996 - Leon Lett, @ Phil., 9/30
George Teague, vs. Minn., 12/28
Dexter Coakley, vs. Mia., 11/25
2003 - # Terence Newman, @ Wash., 12/14
2005 - Anthony Henry, vs. N.Y. Gia., 10/16
DeMarcus Ware, @ Car., 12/24
Anthony Henry, @ Chi., 9/23
2008 - DeMarcus Ware, vs. N.Y. Gia., 12/14
2009 - DeMarcus Ware, @ N.O., 12/19
Anthony Spencer, vs. Phil., 1/3/10
DeMarcus Ware, @ Hou., 9/26
2010 - # Bryan McCann, @ N.Y. Gia., 11/14
- # Sean Lee, @ Ind., 12/5**NFC OFFENSIVE PLAYER OF THE WEEK**1985 - Tony Dorsett, vs. Pit., 10/13
Danny White, vs. StL., 11/28
Kelvin Edwards, vs. Phil., 10/11
Herschel Walker, vs. StL., 12/27
1988 - # Michael Irvin, @ Wash., 12/11
1991 - Emmitt Smith, @ Pho., 9/22
Troy Aikman, vs. N.Y. Gia., 9/29
Michael Irvin, vs. Atl., 12/22
1992 - Emmitt Smith, vs. Wash., 9/7
Michael Irvin, vs. Pho., 9/20
Emmitt Smith, @ Raid., 10/25
Erik Williams, vs. Phil., 11/1
Emmitt Smith, vs. Chi., 12/27
Troy Aikman, vs. Phil., 1/10/93
Troy Aikman, @ S.F., 1/17/93
1993 - Troy Aikman, vs. G.B., 10/3
Michael Irvin, vs. S.F., 10/17
Emmitt Smith, @ Phil., 10/31
Emmitt Smith, @ N.Y. Gia., 1/2/94
1994 - Troy Aikman, vs. Ariz., 10/9
Alvin Harper, @ Cin., 10/30
Jason Garrett, vs. G.B., 11/24
Troy Aikman, vs. G.B., 1/8/95
Emmitt Smith, @ N.Y. Gia., 9/4
Emmitt Smith, @ Minn., 9/17
Emmitt Smith, vs. G.B., 1/14/96
1996 - Troy Aikman, @ Mia., 10/27
1997 - Troy Aikman, @ Pitt., 8/31
1998 - Emmitt Smith, vs. N.Y. Gia., 11/8
1999 - Troy Aikman, @ Wash., 9/12
2001 - # Quincy Carter, vs. S.F., 12/30
2002 - Emmitt Smith, vs. Sea., 10/27
2005 - Drew Bledsoe, @ S.D., 9/11
Drew Bledsoe, vs. K.C., 12/11
2006 - Tony Romo, @ Ariz., 11/12
Tony Romo, vs. T.B., 11/23
2007 - Tony Romo, vs. N.Y. Gia., 9/9

NFC OFFENSIVE PLAYER OF THE WEEK (cont.)

Terrell Owens, vs. Wash., 11/18
 Tony Romo, vs. G.B., 11/29
 Miles Austin, @ K.C., 10/11

2009

NFC SPECIAL TEAMS PLAYER OF THE WEEK

1993 - # Kevin Williams, vs. N.Y. Gia., 11/7
 - Eddie Murray, @ Minn., 12/12
 1994 - Bill Bates, vs. Phil., 10/16
 - Kevin Williams, vs. Wash., 11/20
 - Brock Marion, vs. G.B., 1/8/95
 1995 - John Jett, vs. G.B., 10/8
 - Chris Boniol, vs. N.Y. Gia., 12/17
 1996 - Herschel Walker, vs. Atl., 10/20
 - Chris Boniol, vs. G.B., 11/18
 - Chris Boniol, vs. Minn., 12/28
 1999 - Toby Gowin, vs. Wash., 10/24
 2001 - Tim Seder, vs. Wash., 10/15
 2002 - # Billy Cundiff, @ St.L., 9/29
 2003 - Billy Cundiff, @ N.Y. Gia., 9/15
 - Billy Cundiff, vs. N.Y. Gia., 12/21
 2006 - # Sam Hurd, Car., 10/29
 - Mat McBriar, vs. Ind., 11/19
 2007 - # Nick Folk, @ Buf., 10/8
 2008 - # Felix Jones, vs. Phil., 9/15
 2009 - Patrick Crayton, vs. Atl., 10/25
 2010 - # Bryan McCann, vs. Det., 11/21

NFC PRIME TIME PLAYER OF THE WEEK

1998 - Deion Sanders, @ N.Y. Gia., 9/21

NFC OFFENSIVE PLAYER OF THE MONTH

1991 - Emmitt Smith, RB, December
 1992 - Emmitt Smith, RB, November
 - Emmitt Smith, RB, December
 1993 - Troy Aikman, QB, October
 - Emmitt Smith, RB, December
 1995 - Emmitt Smith, RB, September
 2006 - Tony Romo, QB, November
 2007 - Tony Romo, QB, September
 - Terrell Owens, WR, November
 2009 - Tony Romo, QB, November

NFC SPECIAL TEAMS PLAYER OF THE MONTH

1996 - Chris Boniol, K, November
 1997 - Richie Cunningham, K, September
 1999 - Jason Tucker, KR, December

NFL OFFENSIVE ROOKIE OF THE MONTH

2004 - Julius Jones, RB, November

NFL DEFENSIVE ROOKIE OF THE MONTH

1997 - Dexter Coakley, LB, October
 2005 - DeMarcus Ware, LB, October

SUPER BOWL MOST VALUABLE PLAYER

SB V - Chuck Howley, LB
 SB VI - Roger Staubach, QB
 SB XII - Harvey Martin, DE
 - Randy White, DT/LB
 SB XXVII - Troy Aikman, QB
 SB XXVIII - Emmitt Smith, RB
 SB XXX - Larry Brown, CB

ED BLOCK COURAGE AWARD

(nominee from each NFL team for courage in battling injuries)

1984 - James Jones, RB
 1985 - Howard Richards, OL
 1986 - Tony Dorsett, RB
 1987 - Brian Baldinger, OL
 1988 - Randy White, DT
 1989 - Ed Jones, DE
 1990 - Kelvin Martin, WR
 1991 - Ken Norton, LB
 1992 - Daryl Johnston, FB
 1993 - Bill Bates, S
 1994 - Mark Stepnoski, C
 1995 - Erik Williams, T
 1996 - Kevin Smith, CB
 1997 - Tony Tolbert, DE
 1998 - Darren Woodson, S

1999 - Ernie Mills, WR
 2000 - Greg Ellis, DE
 2001 - Mike Lucky, TE
 2002 - Dat Nguyen, LB
 2003 - Jamar Martin, FB
 2004 - # Julius Jones, RB
 2005 - Dan Campbell, TE
 2006 - Flozell Adams, T
 2007 - Jay Ratliff, NT
 2008 - Keith Davis, S
 2009 - Kyle Kosier, G
 - Coach Joe DeCamillis, Special Courage Award
 2010 - Sam Hurd, WR

BOB LILLY AWARD (voted by Cowboys fans for sportsmanship, dedication, leadership and achievement)

1985 - Randy White, DT
 1986 - Randy White, DT
 1987 - Danny White, QB
 1988 - Ed Jones, DE
 1989 - Ed Jones, DE
 1990 - Bill Bates, S
 1991 - Bill Bates, S
 1992 - Troy Aikman, QB
 1993 - Bill Bates, S
 1994 - Bill Bates, S
 1995 - Troy Aikman, QB
 1996 - Emmitt Smith, RB
 1997 - Troy Aikman, QB
 1998 - Troy Aikman, QB
 1999 - Emmitt Smith, RB
 2001 - Emmitt Smith, RB
 2002 - Emmitt Smith, RB
 2003 - Darren Woodson, S
 2004 - Jason Witten, TE
 2005 - Drew Bledsoe, QB
 2006 - Tony Romo, QB
 2007 - Tony Romo, QB
 2008 - Jason Witten, TE
 2009 - DeMarcus Ware, LB
 2010 - Dez Bryant, WR

SPORTSMAN OF THE YEAR

1994 - Emmitt Smith (TSN)

DASA PRO ATHLETE OF THE YEAR

1991 - Michael Irvin, WR
 - Emmitt Smith, RB
 1993 - Troy Aikman, QB
 - Emmitt Smith, RB

DASA BIG "D" AWARD

1990 - Jimmy Johnson
 1991 - Jerry Jones
 1992 - Emmitt Smith
 2001 - Troy Aikman
 2004 - Jerry Jones

DASA FIELD SCOVELL AWARD

1970 - Dallas Cowboys
 1971 - Bob Lilly
 1975 - Roger Staubach
 1977 - Tom Landry
 1980 - Randy White
 1981 - Tony Dorsett
 1992 - Dallas Cowboys
 1994 - Troy Aikman
 1995 - Emmitt Smith
 2001 - Gil Brandt

DASA COACH OF THE YEAR

1995 - Barry Switzer
 2004 - Bill Parcells

DASA LEGENDS AWARD

1993 - Tom Landry
 2001 - Gene Stallings
 2004 - Herschel Walker

DASA GARY BRIDELL COURAGE AWARD

1994 - Bill Bates

DASA ROLE MODEL AWARD

- 1997 - Daryl Johnston
 1999 - Darren Woodson
 2002 - Emmitt Smith

NFL MAN OF THE YEAR

(Dallas nominees, Club winner underlined when selected)

- 1970 - Bob Lilly, John Niland, Pettis Norman
 1971 - John Niland, Jethro Pugh, Roger Staubach
 1972 - John Niland, Jethro Pugh, Roger Staubach
 1973 - Calvin Hill, John Niland, Roger Staubach
 1975 - John Fitzgerald, Bill Gregory, Roger Staubach
 1976 - Ralph Neely, Roger Staubach, Mark Washington
 1980 - Billy Joe DuPree, D.D. Lewis, Drew Pearson
 1970 - Bob Lilly, John Niland, Pettis Norman
 1981 - Billy Joe DuPree, D.D. Lewis, Robert Newhouse
 1982 - Bob Breunig, Tony Dorsett, Bill Joe DuPree
 1983 - Bob Breunig, Butch Johnson, Danny White
 1984 - Bob Breunig, Doug Cosbie, Howard Richards
 1985 - Bill Bates
 1986 - Jim Jeffcoat
 1987 - Jim Jeffcoat
 1988 - Herschel Walker
 1989 - Everson Walls
 1990 - Jim Jeffcoat
 1991 - Troy Aikman
 1992 - Troy Aikman, Jim Jeffcoat, James Washington
 1993 - Troy Aikman, Russell Maryland, James Washington
 1994 - Troy Aikman
 1995 - Troy Aikman, Daryl Johnston, Russell Maryland
 1996 - Troy Aikman, Bill Bates, Daryl Johnston

- 1997 - Troy Aikman, Daryl Johnston, Emmitt Smith
 1998 - Richie Cunningham, Daryl Johnston, Emmitt Smith
 1999 - Emmitt Smith
 2000 - Ebenezer Ekuban, Chad Hennings, Darren Woodson
 2001 - Ebenezer Ekuban, Emmitt Smith, Darren Woodson
 2002 - Ebenezer Ekuban, Joey Galloway, Kelvin Garmon, Emmitt Smith, Darren Woodson
 2003 - Ebenezer Ekuban, Joey Galloway, Dat Nguyen, Roy Williams, Darren Woodson
 2004 - Keyshawn Johnson, Dat Nguyen, Roy Williams
 2005 - La'Roi Glover, Keyshawn Johnson, Roy Williams
 2006 - Terence Newman, DeMarcus Ware, Roy Williams
 2007 - DeMarcus Ware, Roy Williams, Jason Witten
 2008 - Bradie James, DeMarcus Ware, Jason Witten
 2009 - Bradie James, DeMarcus Ware, Jason Witten
 2010 - Terence Newman, DeMarcus Ware, Jason Witten

AP - Associated Press; CPFN - College & Pro Football Newsweekly; DASA - Dallas All Sports Association; FD - Football Digest; FN - Football News; NEA - Newspaper Enterprise Association; PFG - Pro Football Guide; PFHOF - Pro Football Hall of Fame; PFW - Pro Football Weekly; PFWA - Pro Football Writers of America; SBJ - Sports Business Journal; TSN - The Sporting News; UPI - United Press International

**2011 PRO BOWL**

The Dallas Cowboys sent six players to the 2011 Pro Bowl in Honolulu, Hawaii. (from left to right): Mat McBriar, Jay Ratliff, Jason Witten, DeMarcus Ware and Andre Gurode. Miles Austin (not pictured) was an injury replacement.

Cowboys All-Time Draft

1960

EXPANSION DRAFT

Player	Pos.	College
FROM BALTIMORE		
L.G. DUPRE	RB	Baylor
RAY KROUSE	DE	Maryland
DAVE SHERER	WR/P	Southern Methodist
FROM CHICAGO		
DON HEALY	DT	Maryland
JACK JOHNSON	RB	Miami, Fla.
PETE JOHNSON	RB	V.M.I.
FROM CLEVELAND		
LEROY BOLDEN	RB	Michigan State
FRANK CLARKE	WR/TE	Colorado
ED MODZELEWSKI	RB	Maryland
FROM DETROIT		
CHARLES ANE	C	Southern California
GENE CRONIN	LB	Pacific
JIM DORAN	WR	Iowa State
FROM GREEN BAY		
NATE BORDEN	DE	Indiana
BILL BUTLER	S	Tenn. Chattanooga
DON MCILHENNY	RB	Southern Methodist
FROM L.A. RAMS		
TOM FRANCKHAUSER	CB	Purdue
BOB FRY	T	Kentucky
DUANE PUTNAM	G	Pacific
FROM N.Y. GIANTS		
AL BARRY	G	Southern California
MELWOOD "BUZ" GUY	G	Duke
DON HEINRICH	QB	Washington
FROM PHILADELPHIA		
DICK BIELSKI	TE	Maryland
GERRY DELUCCA	T	Mid. Tennessee St.
BILL STRIEGEL	LB	Pacific
FROM PITTSBURGH		
RAY FISHER	T/DT	Eastern Illinois
BOBBY LUNA	RB	Alabama
RAY MATHEWS	WR	Clemson
FROM ST. LOUIS		
BOB CROSS	T	Kilgore J.C.
ED HUSMANN	DT	Nebraska
JACK PATERA	LB	Oregon
FROM SAN FRANCISCO		
FRED DUGAN	WR	Dayton
JOHN GONZAGA	DE	no college
JERRY TUBBS	LB	Oklahoma
FROM WASHINGTON		
TOM BRAATZ	LB	Marquette
JOE NICELY	C	West Virginia
DOYLE NIX	RB	Southern Methodist

1961

(Drafted 2nd)

Rd.	Player	Pos.	College	Sel. #
1.	(A) No Choice - Traded along with sixth-round choice to Washington for Eddie LeBaron.			
1.	(B) BOB LILLY	DT	TCU	13
	Choice from Cleveland for first round pick in 1962.			
2.	E.J. HOLUB	LB	Texas Tech	16
	(went to AFL)			
3.	STEW BARBER	G	Penn State	30
	(went to AFL)			
4.	SONNY DAVIS	WR	Baylor	44
	No Choice - Traded to San Francisco for Gene Babb.			
6.	No Choice - Traded, along with first-round choice, to Washington for LeBaron.			
7.	ART GIMORE	HB	Oregon State	66
8.	DON TALBERT*	T	Texas	100
9.	GLYNN GREGORY	HB	SMU	114
	No Choice - Traded to Green Bay for Fred Cone.			
11.	NORRIS STEVENSON	HB	Missouri	142
12.	LOWNDES SHINGLER	QB	Clemson	156

13.	DON GOODMAN	HB	Florida	170
14.	BILL SHAW	G	Georgia Tech	184
	(went to AFL)			
15.	JULIUS VARNADO	T	San Francisco State	198
	(went to AFL)			
16.	JERRY STEFFEN	HB	Colorado	212
17.	EVERETT CLOUD	HB	Maryland	226
18.	RANDY WILLIAMS	HB	Indiana	240
19.	LYNN HOYEM*	C	Long Beach State	254
20.	JERRY MORGAN	QB	Iowa State	268

1962

(Drafted 4th)

Rd.	Player	Pos.	College	Sel. #
1.	No Choice - Traded to Cleveland for first round pick in 1961.			
2.	SONNY GIBBS*	QB	TCU	18
3.	(A) No Choice - Traded to Chicago for Don Meredith.			
3.	(B) BOBBY PLUMMER	G	TCU	39
	Choice from Cleveland for Duane Putnam.			
4.	No Choice - Traded to San Francisco for Bill Herchman.			
5.	No Choice - Traded to Los Angeles for Jimmy Harns.			
6.	(A) DONNIE DAVIS	TE	Southern University	74
6.	(B) GEORGE ANDRIE	DE	Marquette	82
	Choice and Allen Green from New York for Fred Dugan.			
7.	No Choice - Traded to Los Angeles for John Houser.			
8.	KEN TUREAUD	RB	Michigan	102
9.	No Choice - Traded to Baltimore for Don Perkins.			
10.	JOHN M. LONGMEYER	G	Southern Illinois	130
11.	LARRY HUDAS	WR	Michigan St.	144
12.	No Choice - Traded to Green Bay for Steve Meilinger.			
13.	ROBERT MOSES	TE	Texas	172
14.	HAROLD HAYS*	G	Southern Mississippi	186
15.	GUY REESE	T	SMU	200
16.	ROBERT JOHNSTON	T	Rice	214
17.	RAY JACOBS	DT	Howard Payne	228
	(went to AFL)			
18.	DAVE CLOUTIER*	RB	Maine	242
	(went to AFL)			
19.	PAUL HOLMES	T	Georgia	256
20.	AMOS BULLOCKS	RB	Southern Illinois	270

1963

(Drafted 6th)

Rd.	Player	Pos.	College	Sel. #
1.	LEE ROY JORDAN	LB	Alabama	6
	No Choice - Traded along with ninth-round choice to Chicago for Chuck Howley.			
3.	JIM PRICE	LB	Auburn	34
4.	WHALEY HALL*	G	Mississippi	48
	No Choice - Traded to New York for Dick Nolan.			
6.	No Choice - Traded to Green Bay for John Sutor.			
7.	MARV CLOTHIER	G	Kansas	90
8.	No Choice - Traded to Green Bay for Lee Folkins.			
9.	No Choice - Traded along with second-round choice to Chicago for Chuck Howley.			
10.	ROD SCHEYER	T	Washington	132
11.	RAY SCHOENKE	C	Southern Methodist	146
12.	BILL PERKINS	FB	Iowa	160
13.	PAUL WICKER*	T	Fresno State	174
14.	LOU CIOCI	LB	Boston College	188
15.	JERRY OVERTON	WR	Utah	202
16.	DERNIS GOLDEN	T	Holy Cross	216
17.	ERNEST PARKS*	G	McMurry	230
	(went to AFL)			
18.	BILL FRANK	T	Colorado	244
19.	JIM STIGER	RB	Washington	258
20.	TOMMY LUGAS	TE	Texas	272

1964

(Drafted 4th)

Rd.	Player	Pos.	College	Sel. #
1.	SCOTT APPLETON	DT	Texas	4
2.	MEL RENFRO	DB	Oregon	17
3.	No Choice - Traded to L.A. Rams for Bob Long and John Meyers.			
4.	PERRY LEE DUNN	DB	Mississippi	45
	No Choice - Traded to Green Bay for Gary Barnes			
6.	(A) BILLY LOTHRIE	K-QB	Georgia Tech	73
6.	(B) JIM CURRY	WR	Cincinnati	82
	Choice from Cleveland for Andy Cvercko.			

BOLD Indicates Made Active Roster

6. (C) JIMMY EVANS	WR	Texas Western	83
Choice from Green Bay for Jerry Norton.			
7. BOB HAYES*	WR	Florida A&M	88
8. AL GEVERINK	RB	UCLA	101
9. JAKE KUPP	G	Washington	116
10. ROGER STAUBACH*	QB	Navy	129
11. BOBBY CRENSHAW	G	Baylor	144
(went to AFL)			
12. JERRY NORMAN	WR	NW Louisiana	157
13. JOHN RHOME	QB	Tulsa	172
14. JIM WORDEN	LB	Wittenberg	185
15. BILL VAN BURKLEO	WR	Tulsa	200
16. PAUL CERCEL	C	Pittsburgh	213
17. HARRY ABELL*	LB	Missouri	228
(went to AFL)			
18. No Selection - Player chosen not eligible.			
19. H.D. MURPHY	DB	Oregon	256
20. JOHN HUGHES	LB	Southern Methodist	269

1965

(Drafted 6th)

Rd. Player	Pos.	College	Sel. #
1. CRAIG MORTON	QB	California	6
2. MALCOLM WALKER	LB	Rice	19
3. No Choice - Traded to Green Bay			
4. (A) JIM SIDLE	FB	Auburn	47
4. (B) BOB SVIHUS	T	USC	53
(went to AFL) Choice from Detroit for Sonny Gibbs.			
5. ROGER PETTEE	LB	Florida	61
6. SONNY UTZ	RB	VPI	75
7. BRIG OWENS	DB	Cincinnati	89
8. RUSSELL WAYT	LB	Rice	103
9. JIM ZANIOS	FB	Texas Tech	117
10. GAYLON McCOLLOUGH	C	Alabama	131
11. JETHRO PUGH	DT	Elizabeth City State	145
12. ERNIE KELLERMAN	QB	Miami, OH	159
13. JACK SCHRALUB	TE	California	173
14. GARRY PORTERFIELD	DE	Tulsa	187
15. GENE FOSTER	RB	Arizona State	201
(went to AFL)			
16. DOUG McDUGAL	E	Oregon State	215
17. MITCH JOHNSON	T	UCLA	229
18. MARTIN AMSLER	DT	Evanston	243
19. MERV RETTENMUND	HB	Ball State	257
20. RON BARLOW*	T	Kansas State	271

1966

(Drafted 5th)

Rd. Player	Pos.	College	Sel. #
1. JOHN NILAND	G	Iowa	5
2. WILLIE TOWNES*	DE	Tulsa	22
3. No Choice - Traded to San Francisco for Leon Donohue.			
4. No Choice - Traded to Baltimore for Ralph Neely.			
5. (A) No Choice - Traded to San Francisco for J.D. Smith.			
5. (B) WALT GARRISON	RB	Oklahoma State	79
Choice from Baltimore through Detroit for Amos Marsh.			
6. BOB DUNLEVY	WR	West Virginia	86
7. ART ROBINSON	TE	Florida A&M	100
8. DON KUNIT	RB	Penn State	116
9. DARRELL ELAM	FL	West Virginia Tech	130
10. MASON MITCHELL	RB	Washington	146
11. AUSTIN DENNEY*	TE	Tennessee	160
12. (A) LES SHY	RB	Long Beach State	173
Choice from Pittsburgh for Lee Folkins.			
12. (B) CRAIG BAYNHAM*	RB	Georgia Tech	176
13. RONNIE LAMB	RB	South Carolina	190
14. LEWIS TURNER	RB	Norfolk State	206
15. MARK GARTUNG*	DT	Oregon State	220
16. TOM PIGGEE	RB	San Francisco State	236
17. GEORGE ALLEN	T	West Texas State	250
(went to AFL)			
18. STEVE ORR	DT	Washington	266
19. BYRON JOHNSON	T	Central Wash. St.	280
20. LOU HUDSON	FL	Minnesota	296

1967

(Drafted 23rd)

Rd. Player	Pos.	College	Sel. #
1. No Choice - Given along with second- and two fifth-round choices, to Houston for Ralph Neely.			
2. No Choice - Given along with first- and two fifth-round choices, to Houston for Ralph Neely.			

BOLD indicates Made Active Foster

3. PHIL CLARK	DB	Northwestern	76
4. CURTIS MARKER	G	Northern Michigan	103
5. (A) No Choice - Choice and Jim Steffen from Washington for Big Owens, Mitch Johnson, and Jake Kupp; given along with first-, second- and fifth-round choices to Houston for Ralph Neely.			
5. (B) No Choice - From Cleveland for Joe Bob Isbell; given along with first-, second- and fifth-round choices to Houston for Ralph Neely.			
5. (C) No Choice - Traded to Green Bay for Henry Gremminger.			
6. SIMS STOKES	DB	Northern Arizona	157
7. RAYFIELD WRIGHT	DE	Ft. Valley State	182
8. STEVE LAUB	QB	Illinois Wesleyan	208
9. BYRON MORGAN	DB	Findlay (Ohio)	234
10. EUGENE BOWENS	RB	Tennessee A&I	260
11. PAT RILEY	WR	Kentucky	285
12. HAROLD DETERS	K	North Carolina State	312
13. AL KERKIAN	DE	Akron	338
14. TOM BOYD	G	Tarleton State	364
15. LEAVIE DAVIS	DB	Edward Waters Col.	390
16. PAUL BROTHERS	HB	Oregon State	416
17. GEORGE ADAMS	LB	Morehead State	442

1968

(Drafted Alternately 20th, 19th, 21st)

Rd. Player	Pos.	College	Sel. #
1. DENNIS HOMAN	FL	Alabama	20
2. DAVID McDANIELS	WR	Mississippi Valley	45
3. (A) No Choice - Traded to Minnesota for Lance Rentzel.			
3. (B) ED HARMON	LB	Louisville	71
Choice from Chicago for Austin Denney and Mac Percival.			
4. (A) No Choice - Traded to New Orleans for Larry Stephens.			
4. (B) JOHN DOUGLAS	LB	Missouri	97
Choice from New York for Jim Colvin.			
5. BLAINE NYE	G	Stanford	130
6. D.D. LEWIS	LB	Mississippi State	159
7. BOB TAUCHER	T	Nebraska	185
8. FRANK BROWN	DE	Albany State	211
9. KEN KMIEC	DB	Illinois	241
10. BEN OLSON	FL	Kansas	266
11. RON SHOTTS	RB	Oklahoma	292
12. WILSON WHITTY	LB	Boston University	321
13. CARTER LORD	TE	Harvard	347
14. RON WILLIAMS	DB	West Virginia	373
15. TOMMY LUNCEFORD	P	Auburn	402
16. LARRY COLE	DE	Hawaii	428
17. GEORGE NORDGREN	RB	Houston	454

1969

(Drafted Alternately 24th, 23rd, 22nd)

Rd. Player	Pos.	College	Sel. #
1. CALVIN HILL	RB	Yale	24
2. RICHMOND FLOWERS	WR	Tennessee	49
3. (A) TOM STINIC	LB	Michigan	66
3. (B) HALVOR HAGEN	DE	Weber State	74
Choice from San Francisco for Harold Hayes.			
4. No Choice - Traded to New Orleans for Dave Simmons.			
5. (A) No Choice - Traded to Baltimore for Andy Stynchula.			
5. (B) CHUCK KYLE	LB	Purdue	125
Choice from Los Angeles for Coy Bacon.			
6. RICH SHAW	FL	Arizona St.	152
7. LARRY BALES	WR	Emory & Henry	180
8. ELMER BENVHARDT	LB	Missouri	205
9. CLAXTON WELCH	RB	Oregon	230
10. STUART GOTTUEB	G	Weber State	258
11. CLARENCE WILLIAMS	DT	Prairie View A&M	283
12. BOB BELDEN	QB	Notre Dame	309
13. RENE MATISON	WR	New Mexico	336
14. GERALD LUTRI	T	Northern Michigan	361
15. BILL JUSTUS	DB	Tennessee	386
16. FLOYD KERR	DB	Colorado State	414
17. BILL BAILEY	DT	Lewis & Clark	439

1970

(Drafted 23rd)

Rd. Player	Pos.	College	Sel. #
1. DUANE THOMAS	RB	West Texas	23
2. (A) BOB ASHER	T	Vanderbilt	27
Choice from Chicago for Craig Baynham and Phil Clark.			
*Drafted As Future			

2.	(B) MARGENE ADKINS	WR	Herderson J.C.	49
3.	(A) CHARLIE WATERS	CB	Clemson	66
Choice from Houston through Cleveland for Jerry Rhome.						
3.	(B) STEVE KINER	LB	Tennessee	73
Choice from Cleveland for Jerry Rhome.						
3.	(C) DENTON FOX	S	Texas Tech	75
4.	JOHN FITZGERALD	T	Boston College	101
No Choice - Traded to St. Louis for Bobby Joe Conrad.						
6.	PAT TOOMAY	DE	Vanderbilt	153
7.	DON ABBEY	LB	Penn State	179
8.	JERRY DOSSEY	G	Arkansas	205
9.	ZENON ANDRUSZYSHYN	K	UCLA	231
10.	PETE ATHAS	S	Dade J.C.	257
11.	IVAN SOUTHERLAND	DT	Clemson	283
12.	JOE WILLIAMS	RB	Wyoming	309
13.	MARK WASHINGTON	CB	Morgan State	335
14.	JULIAN MARTIN	WR	N. Carolina Central	361
15.	KEN DeLONG	TE	Tennessee	387
16.	SEABERN HILL	CB	Arizona St.	411
17.	GLENN PATTERSON	C	Nebraska	438

1971

(Drafted 25th)

Rd.	Player	Pos.	College	Sel. #		
1.	TODY SMITH	DE	Southern Cal.	25
2.	ISAAC THOMAS	CB	Bishop	51
3.	(A) SAM SCARBER	RB	New Mexico	69
Choice from St. Louis for John Wilbur.						
3.	(B) BILL GREGORY	DE	Wisconsin	77
4.	(A) JOE CARTER	TE	Grambling	80
Choice from New Orleans for Willie Townes.						
4.	(B) BUDDY MITCHELL	T	Mississippi	103
5.	RON KADZIEL	LB	Stanford	129
6.	STEVE MAIER	WR	Northern Arizona	155
7.	BILL GRIFFIN	T-G	Catawba	181
8.	RON JESSIE	WR	Kansas	206
9.	HONOR JACKSON	WR	Pacific	233
10.	RODNEY WALLACE	DT	New Mexico	259
11.	ERNEST BONWELL	LB	Lane College	285
12.	STEVE GOEPEL	QB	Colgate	311
13.	JAMES FORD	RB	Texas Southern	337
14.	TYRONE COUJY	DB	Utah State	363
15.	BOB YOUNG	TE	Delaware	389
16.	JOHN BRENNAN	T	Boston College	415
17.	JOHN BOMER	C	Memphis State	440

1972

(Drafted 26th)

Rd.	Player	Pos.	College	Sel. #		
1.	BILL THOMAS	RB	Boston College	26
2.	(A) ROBERT NEWHOUSE	RB	Houston	35
Choice from New England for Halvor Hagen and Honor Jackson.						
2.	(B) JOHN BABINECZ	LB	Villanova	39
Choice from New Orleans for Margene Adkins.						
2.	(C) CHARLES McKEE	WR	Arizona	52
3.	(A) MIKE KELLER	LB	Michigan	64
Choice from New England for Halvor Hagen and Honor Jackson.						
3.	(B) MARY BATEMAN	P-K	Utah	78
4.	(A) TIM KEARNEY	LB	Northern Michigan	83
Choice from New Orleans for Joe Williams.						
4.	(B) ROBERT WEST	WR	San Diego St.	90
Choice from New England for Steve Kiner.						
4.	(C) CHARLES ZAPIEC	LB	Penn State	93
Choice from Detroit for Ron Jessie.						
4.	(D) No Choice - Traded to New Orleans for Don Talbert.					
5.	No Choice - Traded to San Diego for Tony Liscio.					
6.	CHARLES BOLDEN	DB	Iowa	156
7.	No Choice - Traded to Chicago for Lee Roy Caffey.					
8.	RALPH COLEMAN	LB	North Carolina A&T	208
9.	ROY BELL	RB	Oklahoma	234
10.	RICHARD AMMAN	DE	Florida State	260
11.	LONNIE LEONARD	T-G	North Carolina A&T	286
12.	JIMMY HARRIS	WR	Ohio State	312
13.	JEAN FUGETT	TE	Amherst	338
14.	ALAN THOMPSON	RB	Wisconsin	363
15.	CARLOS ALVAREZ	WR	Florida	390
16.	GORDON LONGMIRE	QB	Utah	416
17.	ALFONSO GAIN	DT	Bethune-Cookman	442

1973

(Drafted Alternately 20th, 22nd, 21st)

Rd.	Player	Pos.	College	Sel. #		
1.	BILLY JOE DuPREE	TE	Michigan State	20
2.	(A) GOLDEN RICHARDS	WR	Hawaii	46
Choice from Green Bay for Ron Widby and Ike Thomas.						
2.	(B) No Choice - To Chicago as compensation for signing Jack Concannon.					
3.	(A) HARVEY MARTIN	DT	East Texas State	53
Choice from Houston through New Orleans for Tom Stincic.						
3.	(B) No Choice - Traded to New England for Ron Sellers.					
4.	DRANE SCRIVENER	DB	Tulsa	98
5.	BRUCE WALTON	T	UCLA	126
6.	BOB LEYEN	G	Yale	151
7.	RODRIGO BARNES	LB	Rice	176
8.	DAN WERNER	CB	Michigan State	204
9.	MIKE WHITE	CB	Minnesota	229
10.	CARL JOHNSON	LB	Tennessee	254
11.	GERALD CASWELL	G	Colorado State	282
12.	JIM ARNESON	G	Arizona	307
13.	JOHN SMITH	WR	UCLA	332
14.	BOB THORNTON	G-C	North Carolina	360
15.	WALT BAISY	LB	Grambling	385
16.	JOHN CONLEY	TE	Hawaii	410
17.	LES STRAYHORN	RB	East Carolina	438

1974

(Drafted Alternately 22nd, 21st, 20th, 23rd)

Rd.	Player	Pos.	College	Sel. #		
1.	(A) ED JONES	DE	Tennessee State	1
Choice from Houston for Toddy Smith and Billy Parks.						
1.	(B) CHARLES YOUNG	RB	North Carolina State	22
No Choice - Choice and Ron Sellers to Miami for Otto Stowe.						
3.	(A) DANNY WHITE	QB	Arizona State	53
Choice from Houston for Toddy Smith and Billy Parks.						
3.	(B) CALVIN PETERSON	LB	UCLA	72
4.	(A) KEN HUTCHERSON	LB	Livingston State	97
Choice from Oakland for Gloster Richardson.						
4.	(B) ANDY ANDRADE	RB-DB	Northern Michigan	101
5.	JOHN KELSEY	T	Missouri	126
6.	JIM BRIGHT	DB	UCLA	151
7.	RAYMOND NESTER	LB	Michigan State	176
8.	MIKE HOLT	DB	Michigan State	205
9.	BILL DULIN	T	Johnston C. Smith	230
10.	DENNIS MORGAN	DB	Western Illinois	255
11.	HARVEY McGEE	WR	Southern Mississippi	280
12.	KEITH BOBO	QB	Southern Methodist	309
13.	FRED LIMA	K	Colorado	334
14.	DOUG RICHARDS	DB	Brigham Young	359
15.	BRUCE CRAFT	DT	Geneva, Pa.	384
16.	GENE KILLIAN	T	Tennessee	413
17.	LAWRIE SKOLROOD	T	North Dakota	438

1975

(Drafted 18th)

Rd.	Player	Pos.	College	Sel. #		
1.	(A) RANDY WHITE	DE	Maryland	2
Choice from N.Y. Giants for Craig Morton.						
1.	(B) THOMAS HENDERSON	LB	Langston	18
2.	BURTON LAWLESS	G	Florida	44
3.	BOB BREUNIG	LB	Arizona State	70
4.	(A) PAT DONOVAN	DE	Stanford	90
Choice from Houston for Mike Montgomery.						
4.	(B) RANDY HUGHES	DB	Oklahoma	96
5.	(A) KYLE DAVIS	CB	Oklahoma	113
Choice from Green Bay for Jack Concannon.						
5.	(B) No Choice - Traded to Cincinnati for Clint Longley.					
6.	ROLLY WOOLSEY	DB	Boise State	148
7.	MICHAEL HEGMAN	LB	Tennessee State	173
8.	MITCH HOOPES	P	Arizona	200
9.	ED JONES	DB	Rutgers	226
10.	DENNIS BOOKER	RB	Millersville State	252
11.	GREG KRPALEK	C	Oregon State	278
12.	CHUCK BLAND	DB	Cincinnati	304
13.	HERB SCOTT	G	Virginia Union	330
14.	SCOTT LAIDLAW	RB	Stanford	356
15.	WILLIE HAMILTON	RB	Arizona	382
16.	PETE CLARK	TE	Colorado State	407
17.	JIM TESTERMAN	TE	Dayton	434

BOLD Indicates Made Active Roster

1976

(Drafted 27th)

Rd. Player	Pos.	College	Sel. #
1. AARON KYLE	DB	Wyoming	27
2. (A) JIM JENSEN	RB	Iowa	40
Choice from N.Y. Giants for Craig Morton.			
2. (B) JIM EIDSON	WR	Mississippi St.	55
3. (A) DUKE FERGERSON	WR	San Diego St.	73
Choice from San Francisco for Bob Hayes.			
3. (B) JOHN SMITH	RB	Boise State	75
Choice from Denver for OTTO STOWE.			
3. (C) BUTCH JOHNSON	WR	UC-Riverside	87
4. TOM RAFFERTY	G	Penn State	119
5. WALLY PESUIT	T	Kentucky	151
6. GREG MCGUIRE	T	Indiana	181
7. (A) GREG SCHAUM	DT	Michigan State	186
Choice from San Diego for Ken Hutcherson.			
7. (B) DAVID WILLIAMS	RB	Colorado	208
8. HENRY LAWS	DB	South Carolina	236
9. BEASLEY REECE	DB	North Texas	264
10. LEROY COOK	DE	Alabama	290
11. CORNELIUS GREEN	QB	Ohio	317
12. CHARLES McSHANE	LB	Cal Lutheran	346
13. MARK DRISCOLL	QB	Colorado St.	374
14. LARRY MUSHINSKIE	TE	Nebraska	402
15. DALE CURRY	LB	UCLA	430
16. RICH COSTANZO	T	Nebraska	458
17. STAN WOODFILL	K	Oregon	486

1977

(Drafted Alternately 24th, 25th, 26th)

Rd. Player	Pos.	College	Sel. #
1. TONY DORSETT	RB	Pittsburgh	2
Choice from Seattle for Cowboys' first-round choice and three second-round choices.			
2. GLENN CARANO	QB	Nevada-Las Vegas	54
Choice from Seattle for Duke Ferguson.			
3. (A) TONY HILL	WR	Stanford	62
Choice from Philadelphia for John Niland.			
3. (B) VAL BELCHER	G	Houston	81
4. GUY BROWN	LB	Houston	108
5. ANDY FREDERICK	OL	New Mexico	137
6. JIM COOPER	T	Temple	164
7. DAVID STALLS	DT	Northern Colorado	191
8. (A) AL CLEVELAND	DL	Pacific	208
Choice from San Diego for Mitch Hoopes.			
8. (B) FRED WILLIAMS	RB	Arizona State	221
9. MARK CANTRELL	C	North Carolina	248
10. STEVE DeBERG	QB	San Jose State	275
11. DON WARDLOW	TE	Washington	305
12. GREG PETERS	OL	California	332

1978

(Drafted 28th)

Rd. Player	Pos.	College	Sel. #
1. LARRY BETHEA	DL	Michigan State	28
2. TODD CHRISTENSEN	RB-TE	Brigham Young	56
3. DAVID HUDGENS	OL	Oklahoma	84
4. ALOIS BLACKWELL	RB	Houston	112
5. RICH ROSEN	G	Syracuse	140
6. HAROLD RANDOLPH	LB	East Carolina	168
7. TOM RANDALL	DT	Iowa State	196
8. HOMER BUTLER	WR	UCLA	224
9. RUSS WILLIAMS	DB	Tennessee	252
10. BARRY TOMASETTI	OL	Iowa	280
11. DENNIS THURMAN	S	Southern Cal	308
12. LEE WASHBURN	OL	Montana State	336

1979

(Drafted 27th)

Rd. Player	Pos.	College	Sel. #
1. ROBERT SHAW	C	Tennessee	27
2. AARON MITCHELL	CB	Nevada-Las Vegas	55
3. DOUG COSBIE	TE	Santa Clara	76

Swapped choices with Seattle in Bill Gregory trade.

4. RALPH DeLoCACH	DE	California	109
5. (A) BOB HUKILL	OL	North Carolina	121
Choice from Chicago for Golden Richards.			
5. (B) CURTIS ANDERSON	DE	Central State	128
Choice from Seattle for Eren Herrera.			
5. (C) RON SPRINGS	RB	Ohio State	136
6. (A) TIM LAVENDER	CB	Southern Cal	155
Choice from Seattle for Bill Gregory.			
6. (B) MIKE SALZANO	OL	North Carolina	160
Choice from Denver for Jim Jensen.			
6. (C) CHRIS De FRANCE	WR	Arizona State	164
7. GREG FITZPATRICK	WR	Youngstown	191
8. BRUCE THORNTON	DT	Illinois	219
9. GARRY COBB	LB	Southern Cal	247
10. MIKE CALHOUN	DT	Notre Dame	274
11. No Choice - Traded to Detroit for Skip Butler.			
12. QUENTIN LOWRY	LB	Youngstown	329

1980

(Drafted Alternately 23rd, 24th, 25th)

Rd. Player	Pos.	College	Sel. #
1. No Choice - Traded along with second-round choice to Baltimore for John Dutton.			
2. No Choice - Traded along with first-round choice to Baltimore for John Dutton.			
3. (A) BILL ROE	LB	Colorado	78
Choice from Chicago for Golden Richards.			
3. (B) JAMES JONES	RB	Mississippi State	81
4. KURT PETERSEN	DL	Missouri	107
5. GARY HOGEBOOM	CB	Central Michigan	135
6. TIMMY NEWSOME	RB	Winston-Salem State	165
7. LESTER BROWN	RB	Clemson	192
8. LARRY SAVAGE	LB	Michigan State	219
9. JACKIE FLOWERS	WR	Florida State	249
10. MATTHEW TEAGUE	DE	Prairie View A&M	276
11. GARY PADJEN	LB	Arizona State	303
12. NORM WELLS	DT	Northwestern	333

1981

(Drafted Alternately 25th and 26th)

Rd. Player	Pos.	College	Sel. #
1. HOWARD RICHARDS	T	Missouri	26
2. DOUG DONLEY	WR	Ohio State	53
3. GLEN TITENSOR	DL	Brigham Young	82
4. (A) SCOTT PELLUER	LB	Washington State	92
Choice from San Francisco for Thomas Henderson.			
4. (B) DERRIE NELSON	LB	Nebraska	109
5. DANNY SPRADLIN	LB	Tennessee	138
6. VINCE SKILLINGS	DB	Ohio State	165
7. (A) RON FELLOWS	DB	Missouri	175
Choice from Tampa Bay for Dave Stalls.			
7. (B) KEN MILLER	DB	East Michigan	194
8. PAUL PIUROWSKI	LB	Florida State	221
9. MIKE WILSON	WR	Washington State	250
10. PAT GRAHAM	DT	California	277
11. TIM MORRISON	G	Georgia	303
12. NATE LUNDY	WR	Indiana	330

1982

(Drafted 26th)

Rd. Player	Pos.	College	Sel. #
1. ROD HILL	CB	Kentucky State	26
2. JEFF ROHRER	LB	Yale	54
3. JIM ELIOPULOS	LB	Wyoming	82
4. (A) BRIAN CARPENTER	CB	Michigan	102
Choice from Tampa Bay for Dave Stalls.			
4. (B) MONTY HUNTER	S	Salem College	110
5. PHIL POZDERAC	T	Notre Dame	138
6. (A) KEN HAMMOND	G	Vanderbilt	144
Choice from Cleveland for Bruce Huther.			
6. (B) CHARLES DAUM	DL	Cal Poly-SLO	166
7. BILL PURIFOY	DL	Tulsa	194
8. (A) GEORGE PEOPLES	RB	Auburn	217
Choice from Denver through Buffalo for Wade Manning.			
8. (B) DWIGHT SULLIVAN	RB	N. Carolina State	222
9. JOE GARY	DL	UCLA	250

BOLD Indicates Made Active Roster

10.	TODD ECKERSON	T	North Carolina State	278
11.	(A) GEORGE THOMPSON	WR	Albany State	297
			Choice from Tampa Bay for Aaron Mitchell.	
11.	(B) MICHAEL WHITING	RB	Florida State	306
12.	RICH BURTNES	G	Montana	334

1983

(Drafted Alternately 23rd, 24th, 21st, 22nd)

Rd.	Player	Pos.	College	Sel. #
1.	JIM JEFFCOAT	DE	Arizona State	23
2.	MIKE WALTER	LB	Oregon	50
3.	BRYAN CALDWELL	DE	Arizona State	77
4.	CHRIS FAULKNER	TE	Florida	108
5.	CHUCK McSWAIN	RB	Clemson	135
6.	REGGIE COLLIER	QB	Southern Mississippi	162
7.	CHRIS SCHULTZ	T	Arizona	179
8.	LAWRENCE RICKS	RB	Michigan	210
9.	AL GROSS	S	Arizona	237
10.	ERIC MORAN	T	Washington	264
11.	DAN TAYLOR	T	Idaho State	291
12.	LORENZO BOUIER	RB	Maine	322

1984

(Drafted Alternately 25th and 26th)

Rd.	Player	Pos.	College	Sel. #
1.	BILLY CANNON	LB	Texas A&M	25
2.	(A) VICTOR SCOTT	DB	Colorado	40
			Choice from Houston thru Minnesota for Butch Johnson.	
2.	(B) No Choice - Traded to Houston for Mike Rentro.			
3.	FRED CORNWELL	TE	Southern California	81
4.	STEVE DeOSSIE	LB	Boston College	110
5.	(A) STEVE PELLUER	QB	Washington	113
			Choice from Tampa Bay for Danny Spradlin.	
5.	(B) NORM GRANGER	RB	Iowa	137
6.	(A) EUGENE LOCKHART	LB	Houston	152
			Choice from Chicago for Jay Saldi.	
6.	(B) JOE LEVELIS	G	Iowa	166
7.	ED MARTIN	LB	Indiana State	193
8.	MIKE REVELL	RB	Bethune-Cookman	222
9.	(A) JOHN HUNT	OL	Florida	232
			Choice from Indianapolis for Raul Allegre.	
9.	(B) NEAL MAUNE	OL	Notre Dame	249
10.	BRIAN SALONEN	TE	Montana	278
11.	DOWE AUGHTMAN	DL	Auburn	304
12.	CARL LEWIS	WR	Houston	334

U.S.F.L. SUPPLEMENTAL DRAFT

(Drafted Alternately 25th and 26th)

Rd.	Player	Pos.	College	Sel. #
1.	TODD FOWLER	FB	Stephen F. Austin	25
			From Houston Gamblers.	
2.	MALCOLM MOORE	WR	Southern California	54
			From Los Angeles Express.	
3.	JEFF SPEK	TE	San Diego State	81
			From New Jersey Generals.	

1985

(Drafted Alternately 17th, 16th, 20th, 19th, 18th)

Rd.	Player	Pos.	College	Sel. #
1.	KEVIN BROOKS	DE	Michigan	17
2.	JESSE PENN	LB	Virginia Tech	44
3.	CRAWFORD KER	G	Florida	76
4.	ROBERT LAVETTE	RB	Georgia Tech	103
5.	(A) HERSCHEL WALKER	RB	Georgia	114
			Choice from Houston for Butch Johnson.	
5.	(B) MATT DARWIN	C/G	Texas A&M	119
			Choice from Cleveland thru Buffalo for Rod Hill.	
6.	(A) KURT PLOEGER	DT	Gustavus Adolphus	144
			Choice from Indianapolis for Steve Wright.	
6.	(B) MATT MORAN	C/G	Stanford	157
7.	(A) KARL POWE	WR	Alabama State	178
			Choice from San Diego thru Kansas City for Lawrence Ricks.	
7.	(B) JIM HERRMANN	DE	Brigham Young	184
8.	LEON GONZALEZ	WR	Bethune-Cookman	216

9.	SCOTT STRASBURGER	LB	Nebraska	243
10.	JOE JONES	TE	Virginia Tech	270
11.	NEAL DELLOCONO	LB	UCLA	297
12.	KARL JORDAN	LB	Vanderbilt	324

1986

(Drafted Alternately 21st, 20th, 19th, 18th)

Rd.	Player	Pos.	College	Sel. #
1.	(A) MIKE SHERRARD	WR	UCLA	18
			Choice from San Francisco for Cowboys first and fifth-round choices.	
1.	(B) No Choice - Traded to San Francisco along with fifth-round choice for San Francisco's first-round choice.			
2.	DARRYL CLACK	RB	Arizona State	33
			Traded to from Indianapolis for Gary Hogeboom.	
3.	MARK WALEN	DT	UCLA	74
4.	MAX ZENDEJAS	K	Arizona	100
5.	No Choice - Traded to San Francisco along with first-round choice for San Francisco's first-round choice.			
6.	(A) THORNTON CHANDLER	TE	Alabama	140
			Choice from Buffalo for Rod Hill.	
6.	(B) STAN GELBAUGH	QB	Maryland	150
			Choice from Detroit for Angelo King.	
6.	(C) LLOYD YANCEY	G	Temple	158
7.	JOHNNY HOLLOWAY	DB	Kansas	185
8.	TOPPER CLEMONS	RB	Wake Forest	212
9.	JOHN IONATA	G	Florida State	242
10.	BRYAN CHESTER	G	Texas	269
11.	GARTH JAX	LB	Florida State	296
12.	(A) CHRIS DULIBAN	LB	Texas	307
			Choice from Buffalo for Rod Hill.	
12.	(B) TONY FLACK	DB	Georgia	322

1987

(Drafted Alternately 12th and 11th)

Rd.	Player	Pos.	College	Sel. #
1.	DANNY NOONAN	DT	Nebraska	12
2.	RON FRANCIS	CB	Baylor	39
3.	JEFF ZIMMERMAN	OL	Florida	68
4.	KELVIN MARTIN	WR	Boston College	95
5.	EVERETT GAY	WR	Texas	124
6.	JOE ONOSAI	OL	Hawaii	151
7.	KEVIN SWEENEY	QB	Fresno State	180
8.	KEVIN GOGAN	T	Washington	206
9.	ALVIN BLOUNT	RB	Maryland	235
10.	DALE JONES	LB	Tennessee	262
11.	JEFF WARD	K	Texas	291
12.	SCOTT ARMSTRONG	LB	Florida	318

1988

(Drafted Alternately 11th, 14th, 13th, 12th)

Rd.	Player	Pos.	College	Sel. #
1.	MICHAEL IRVIN	WR	Miami, Fla.	11
2.	KEVIN NORTON, JR.	LB	UCLA	41
3.	MARK HUTSON	G	Oklahoma	67
4.	DAVE WIDELL	T	Boston College	94
5.	No Choice - Traded to Seattle for Ron Essink.			
6.	SCOTT SECULES	QB	Virginia	151
7.	OWEN HOOVEN	T	Oregon State	178
8.	MARK HIGGS	RB	Kentucky	205
9.	BRIAN BEDFORD	WR	California	232
10.	BILLY OWENS	DB	Pittsburgh	263
11.	CHAD HENNINGS	DE	Air Force	290
12.	BEN HUMMEL	LB	UCLA	317

1989

(Drafted 1st)

Rd.	Player	Pos.	College	Sel. #
1.	TROY AIKMAN	QB	UCLA	1
2.	(A) Steve Wisniewski	G	Penn State	29
			Traded along with sixth-round choice to L.A. Raiders for their second, third and fifth-round choices.	
2.	(B) DARYL JOHNSTON	FB	Syracuse	39
			Choice from L.A. Raiders along with third and fifth-round choices for Cowboys' second and sixth-round choices.	
3.	(A) MARK STEPENOSKI	OL	Pittsburgh	57
3.	(B) RHONDY WESTON	DE	Florida	68
			Choice from L.A. Raiders along with second and fifth-round choices for Cowboys' second and sixth-round choices.	

BOLD Indicates Made Active Roster

4. TONY TOLBERT	DE	Texas-El Paso	85
5. (A) KEITH JENNINGS	TE	Clemson	113
5. (B) WILLIS CROCKETT	LB	Georgia Tech	119
Choice from L.A. Raiders along with second and third-round choices for Cowboys' second and sixth-round choices.			
5. (C) JEFF ROTH	DT	Florida	125
Choice from Denver for Tony Dorsett.			
6. No Choice	-	Traded to L.A. Raiders along with second-round choice for Raiders' second, third and fifth-round choices.	
7. KEVIN PETERSON	LB	Northwestern	168
8. CHARVEZ FOGER	RB	Nevada-Reno	196
9. TIM JACKSON	DB	Nebraska	224
10. ROD CARTER	LB	Miami, Fla.	252
11. RANDY SHANNON	LB	Miami, Fla.	280
12. SCOTT ANKROM	WR	Texas Christian	308

1990

(Drafted 1st)

Rd. Player	Pos.	College	Sel. #
1. (A) No Choice	-	Used to select Steve Walsh in the 1989 supplemental draft.	
1. (B) EMMITT SMITH	RB	Florida	17
Choice from Pittsburgh for first-round choice obtained from Minnesota and third-round choice obtained from San Francisco.			
2. ALEXANDER WRIGHT	WR	Auburn	26
(A) No Choice - Traded to Minnesota in Herschel Walker deal.			
3. (B) JIMMIE JONES	DT	Miami	64
Choice from New England along with sixth and eighth-round choices for third-round choice obtained from Denver; fifth-round choice obtained from Miami and Cowboys' seventh-round choice.			
4. No Choice	-	Traded to Denver along with Kevin Brooks for third-round choice.	
5. (A) No Choice	-	Traded to Washington for Dean Hamel.	
5. (B) STAN SMAGALA	CB	Notre Dame	123
Choice from L.A. Raiders for sixth-round choice obtained from Minnesota, eighth-round choice obtained from New England, ninth-round choice obtained from Seattle, 10th-round choice obtained from Indianapolis and 11th-round choice obtained from San Francisco.			
6. No Choice	-	Traded to San Diego along with sixth-round choice obtained from New England and sixth-round choice obtained from N.Y. Giants for San Diego's third-round choice in 1991.	
7. No Choice	-	Traded to New England along with third-round choice obtained from Denver and fifth-round choice obtained from Miami for New England's third, sixth and eighth-round choices.	
8. No Choice	-	Traded to Detroit for Paul Palmer.	
9. KENNETH GANT	CB	Albany State	221
(A) No Choice - Traded to Minnesota in Herschel Walker deal.			
11. DAVE HARPER	LB	Humboldt State	277
No Choice - Used to select Mike Lowman in the 1989 supplemental draft.			

1991

(Drafted Alternately 13th and 14th)

Rd. Player	Pos.	College	Sel. #
1. (A) RUSSELL MARYLAND	DT	Minnesota	1
Choice from New England for first-round choice obtained from Minnesota, second-round choice, Ron Francis, David Howard and Eugene Lockhart.			
1. (B) ALVIN HARPER	WR	Tennessee	12
2. (A) DIXON EDWARDS	LB	Michigan State	37
Choice from Detroit for first-round choice obtained from Washington.			
2. (B) No Choice	-	To New England along with first-round choice obtained from Minnesota, Ron Francis, David Howard and Eugene Lockhart for New England's first-round choice.	
3. (A) GODFREY MYLES	LB	Florida	62
Choice obtained from San Diego for 1990 draft choices.			
3. (B) JAMES RICHARDS	G	California	64
Choice obtained from Detroit for first-round choice obtained from Washington.			
3. (C) No Choice	-	Traded to Minnesota in Herschel Walker deal.	
3. (D) ERIK WILLIAMS	T	Central St. (OH)	70
Choice obtained from New Orleans in Steve Walsh trade.			
4. (A) CURVIN RICHARDS	RB	Pittsburgh	97

4. (B) BILL MUSGRAVE	QB	Oregon	106
Choice obtained from Kansas City in Steve Pelluer trade.			
4. (C) TONY HILL	DE	Tenn.-Chattanooga	108
Choice obtained from Detroit for first-round choice obtained from Washington.			
4. (D) KEVIN HARRIS	DE	Texas Southern	110
Choice obtained from New England for first-round pick obtained from Minnesota.			
5. (A) No Choice	-	Traded to L.A. Raiders for John Gesek.	
5. (B) DARRICK BROWNLOW	LB	Illinois	132
Choice from Washington for first-round choice obtained from New England.			
6. MIKE SULLIVAN	OL	Miami	153
7. (A) LEON LETT	DE	Emporia (KS) St.	173
Choice from Denver for Dave Widell.			
7. (B) No Choice	-	Traded to L.A. Raiders for Dale Hellestrae.	
8. No Choice	-	Traded to Phoenix for Rob Awalt.	
9. DAMON MAYS	WR	Missouri	235
10. SEAN LOVE	G	Penn State	264
11. TONY BOLES	RB	Michigan	291
12. LARRY BROWN	CB	Tex. Christian	320

1992

(Drafted Alternately 24th, 23rd, 22nd, 21st)

Rd. Player	Pos.	College	Sel. #
1. (A) KEVIN SMITH	CB	Texas A&M	17
Choice from Atlanta along with fifth-round choice for first and fourth-round choices obtained from New England.			
1. (B) ROBERT JONES	LB	East Carolina	24
2. (A) JIMMY SMITH	WR	Jackson State	96
Choice from Cleveland along with fifth-round choice for second-round choice obtained from New Orleans, eighth-round choice obtained from Denver and the Cowboys' third, sixth and twelfth-round choices.			
2. (B) DARREN WOODSONS	S	Arizona State	37
Choice from New England along with first and fourth-round choices for first and third-round choices obtained from Minnesota.			
2. (C) No Choice	-	Traded to Atlanta along with eighth-round choice for Tony Casillas.	
3. (A) CLAYTON HOLMES	CB	Carson-Newman	58
Choice from Washington along with second-round choice for second and third-round choices obtained from Kansas City.			
3. (B) No Choice	-	Traded to Cleveland along with second-round choice obtained from New Orleans, eighth-round choice obtained from Denver and the Cowboys' sixth and twelfth-round choices for second and fifth-round choices.	
3. (C) JAMES BROWN	T	Virginia State	82
Choice from Detroit along with fourth and ninth-round choices for second-round choice obtained from Washington.			
4. (A) No Choice	-	Traded to L.A. Raiders for Steve Beuerlein.	
4. (B) TOM MYSLINSKI	G	Tennessee	109
Choice from Detroit along with third and ninth-round choices for second-round choice obtained from Washington.			
5. (A) GREG BRIGGS	S	Texas Southern	120
Choice from Atlanta along with first-round choice for first and fourth-round choices obtained from New England.			
5. (B) ROD MILSTEAD	G	Delaware State	121
Choice from Cleveland along with second-round choice for second-round choice obtained from New Orleans, eighth-round choice obtained from Denver and the Cowboys' third, sixth, and twelfth-round choices.			
5. (C) No Choice	-	Traded to Houston along with second-round choice in 1991 obtained from Minnesota for Alonzo Highsmith.	
6. (A) FALLON WACASEY	TE	Tulsa	149
Choice from New England for Jesse Solomon.			
6. (B) No Choice	-	Traded to Cleveland along with second-round choice obtained from New Orleans, eighth-round choice obtained from Denver and the Cowboys' third and twelfth-round choices for second and fifth-round choices.	
7. No Choice	-	Traded to L.A. Raiders for Garry Lewis.	
8. No Choice	-	Traded to Atlanta along with second-round choice for Tony Casillas.	
9. (A) NATE KIRTMAN	S	Pomona-Pitzer	248
9. (B) CHRIS HALL	S	East Carolina	250
Choice from Detroit along with third and fourth-round choices for second-round choice obtained from Washington.			
10. JOHN TERRY	G	Livingstone College	275
11. TIM DANIEL	WR	Florida A&M	302
12. (A) DONALD HARRIS	S	Texas Tech	317
Choice from New England for Rich Gicewicz.			

BOLD Indicates Made Active Roster

12. (B) No Choice - Traded to Cleveland along with second-round choice obtained from New Orleans, the Cowboys' third and sixth-round choices and the eighth-round choice obtained from Denver for second and fifth-round choices.

1993

(Drafted 28th)

Rd.	Player	Pos.	College	Sel. #
1.	No Choice - Traded to Green Bay along with fourth-round choice for two seconds, a fourth and an eighth-round choice.			
2.	(A) KEVIN WILLIAMSWR.....Miami, Fla.			46
	Choice from Green Bay along with second, fourth and eighth-round choices for first and fourth-round choices.			
2.	(B) DARRIN SMITHLB.....Miami, Fla.			54
	Choice from Green Bay along with second, fourth and eighth-round choices for first and fourth-round choices.			
2.	(C) No Choice - Traded to San Francisco along with third-round choice in 1994 for Charles Haley.			
3.	MIKE MIDDLETONS.....Indiana 84			
4.	(A) DERRICK LASSICRB.....Alabama 84			
	Choice from Green Bay along with two second-round choices and an eighth-round choice for first and fourth-round choices.			
4.	(B) RON STONET.....Boston College 96			
	Choice from L.A. Raiders for Alexander Wright.			
4.	(C) No Choice - Traded to Green Bay along with first-round choice for two second, a fourth and eighth round choices.			
5.	No Choice - Traded to Pittsburgh for Thomas Everett.			
6.	BARRY MINTERLB.....Tulsa 168			
6.	BROCK MARIONS.....Nevada-Reno 196			
8.	(A) DAVE THOMASCB.....Tennessee 203			
	Choice from Tampa Bay for Gary Lewis and an eighth-round choice.			
8.	(B) REGGIE GIVENSS.....Penn State 213			
	Choice from Green Bay along with two second-round choices and a fourth-round choice for first and fourth-round choices.			
8.	(C) No Choice - Traded to Tampa Bay along with Gary Lewis for an eighth-round choice.			

1994

(Drafted 28th)

Rd.	Player	Pos.	College	Sel. #
1.	(A) SHANTE CARVERDE.....Arizona State 23			
	Choice from San Francisco along with seventh-round choice for Cowboys' first and second-round choices.			
1.	(B) No Choice - Traded to San Francisco along with second-round choice for first and seventh-round choice.			
2.	(A) LARRY ALLENOL.....Sonoma State 46			
	Compensatory choice			
2.	(B) No Choice - Traded to San Francisco along with first-round choice for first and seventh-round choice.			
3.	(A) No Choice - Traded to San Francisco along with second-round choice in 1993 for Charles Haley.			
3.	(B) GEORGE HEGAMINT.....North Carolina State 102			
	Compensatory choice			
4.	(A) WILLIE JACKSONWR.....Florida 109			
	Choice from Tampa Bay in Thomas Everett trade.			
4.	(B) DEWAYNE DOTSONLB.....Mississippi 131			
5.	No Choice - Traded to L.A. Raiders along with seventh-round choice obtained from San Francisco for Elvis Patterson and L.A. Raiders seventh-round choice.			
6.	(A) No Choice - Traded to L.A. Rams for Jim Price.			
6.	(B) DARRIN STUDSTILLDB.....West Virginia 191			
	Choice from L.A. Rams for fourth-round choice in 1995.			
7.	(A) TODDRICK MCINTOSHDL.....Florida State 216			
	Choice from L.A. Raiders along with Elvis Patterson for Cowboys' fifth-round choice and seventh-round choice obtained from San Francisco.			
7.	(B) No Choice - Traded to New England for Hugh Millen.			

1995

(Drafted Alternately 28th and 27th)

Rd.	Player	Pos.	College	Sel. #
1.	(A) No Choice - Traded to Tampa Bay for two second-round choices.			
2.	(A) SHERMAN WILLIAMSRB.....Alabama 46			
	Choice from Atlanta along with fourth-round choice for a second-round choice obtained from Tampa Bay.			

2.	(B) KENDELL WATKINSTE.....Mississippi State 59			
2.	(C) SHANE HANNAHG.....Michigan State 63			
	Choice from Tampa Bay along with second-round choice for first-round choice.			
3.	CHARLIE WILLIAMSS.....Bowling Green 92			
4.	(A) ERIC BJORNSONTE.....Washington 110			
	Choice from Atlanta along with second-round choice for a second-round choice obtained from Tampa Bay.			
4.	(B) No Choice - Traded to St. Louis for 1994 sixth-round choice.			
4.	(C) ALUNDIS BRICECB.....Mississippi 129			
	Compensatory choice			
4.	(D) LINC HARDENLB.....Oklahoma State 130			
	Compensatory choice			
5.	(A) No Choice - Used to select John Davis in the 1994 supplemental draft.			
5.	(B) EDWARD HERVEYWR.....Southern Cal 166			
	Compensatory choice			
5.	(C) DANA HOWARDLB.....Illinois 168			
	Compensatory choice			
6.	No Choice - Traded to Chicago along with Vinson Smith and Barry Minter for Kelly Blackwell, Markus Paul and John Roper.			
7.	OSCAR STURGISDE.....North Carolina 236			

1996

(Drafted 30th)

Rd.	Player	Pos.	College	Sel. #
1.	No Choice - Traded to Washington for a second and third-round choices.			
2.	(A) KAVIKA PITTMANDE.....McNeese State 37			
	Choice from Washington along with third-round choice for first-round choice.			
2.	(B) RANDALL GODFREYLB.....Georgia 49			
	Choice from Miami for second-round choice and fourth-round choice obtained from N.Y. Giants as compensation for signing Ron Stone.			
2.	(C) No Choice - Traded to Miami along with fourth-round choice obtained from N.Y. Giants as compensation for signing of Ron Stone for second-round choice.			
3.	(A) CLAY SHIVERC.....Florida State 67			
	Choice from Washington along with second-round choice for first-round choice.			
3.	(B) No Choice - Used to select Darren Benson in the 1995 supplemental draft.			
3.	(C) STEPFRET WILLIAMSWR.....N.E. Louisiana 94			
	Compensatory choice			
3.	(D) MIKE ULUFALEDL.....Brigham Young 95			
	Compensatory choice			
4.	No Choice - Traded to Atlanta along with fifth-round choice for Roger Harper.			
5.	(A) KENNETH McDANIELG.....Norfolk State 157			
	Choice from Baltimore for fourth-round choice in 1997.			
5.	(B) No Choice - Traded to Atlanta along with fourth-round choice for Roger Harper.			
5.	(C) ALAN CAMPOSLB.....Louisville 167			
	Compensatory choice			
6.	(A) No Choice - Traded to Chicago for Jim Schwartz.			
6.	(B) WENDELL DAVISCB.....Oklahoma 207			
	Compensatory choice			
7.	RYAN WOODFB.....Arizona State 243			

1997

(Drafted Alternately 25th, 24th, 23rd, 22nd)

Rd.	Player	Pos.	College	Sel. #
1.	(A) DAVID LaFLEURTE.....Louisiana State 22			
	Choice from Philadelphia for first-round choice, fifth-round choice and third-round choice in 1998.			
1.	(B) No Choice - Traded to Philadelphia along with fifth-round choice and third-round choice in 1998 for first-round choice.			
2.	No Choice - Traded to Detroit for third and fourth-round choices.			
3.	(A) DEXTER COAKLEYLB.....Appalachian State 65			
	Choice from Detroit; along with fourth-round choice for second-round choice.			
3.	(B) STEVE SCIFRESG/T.....Wyoming 83			
3.	(C) KENNY WHEATONCB.....Oregon 94			
	Compensatory Choice			
4.	(A) ANTONIO ANDERSONDT.....Syracuse 101			
	Choice from Detroit along with third-round choice for second-round choice.			

BOLD Indicates Made Active Roster

4. (B) No Choice - Traded to Baltimore for 1996 fifth-round choice.
 4. (C) MACEY BROOKSWR.....James Madison..... 127
 Compensatory Choice
 4. (D) NICKY SUALUAFB.....Ohio State..... 129
 Compensatory Choice
 5. No Choice - Traded to Philadelphia along with first-round choice
 and third-round choice in 1998 for first-round choice.
 6. LEE VAUGHNCB.....Wyoming..... 187
 7. OMAR STOUTMIRES.....Fresno State..... 224

1998

(Drafted Alternately 8th, 7th, 9th)

Rd. Player	Pos.	College	Sel. #
1. GREG ELLIS	DE	North Carolina	8
2. FLOZELL ADAMS	T	Michigan State	38
3. No Choice - Traded to Philadelphia along with first-round choice and fifth-round choice in 1997 for first-round choice in 1997.			
4. MICHAEL MYERS	DL	Alabama	100
5. (A) DARREN HAMBRICK	LB	South Carolina	130
5. (B) OLIVER ROSS	OL	Iowa State	138
Choice from Seattle for sixth and seventh-round choices in 1998.			
6. (A) No Choice - Traded to Seattle along with seventh-round choice for fifth-round choice.			
6. (B) IZELL REESE	S	Alabama-Birmingham	188
Compensatory Choice			
7. (A) No Choice - Traded to Seattle along with sixth-round choice for fifth-round choice.			
7. (B) TARIK SMITH	RB	California	223
Compensatory Choice.			
7. (C) ANTONIO FLEMING	G	Georgia	227
Compensatory Choice			
7. (D) ROD MONROE	TE	Cincinnati	237
Compensatory Choice			

1999

(Drafted Alternately 22nd, 23rd, 24th)

Rd. Player	Pos.	College	Sel. #
1. (A) EBENEZER EKUBAN	DE	North Carolina	20
1. (B) No Choice - Traded to Seattle along with fifth round choice obtained from Carolina as compensation for the signing of Patrick Jeffers for first round choice.			
2. SOLOMON PAGE	T	West Virginia	55
3. DAT NGUYEN	LB	Texas A&M	85
4. (A) WANE MCGARITY	WR	Texas	118
4. (B) PEPEI ZELLNER	DE	Fort Valley State	132
Compensatory Choice			
5. No Choice - Traded to Denver for past considerations.			
6. MARTAY JENKINS	WR	Nebraska-Omaha	193
7. (A) MIKE LUCKY	TE	Arizona	229
7. (B) KELVIN GARMON	OL	Baylor	243
Compensatory Choice			

2000(Drafted Alternately 19th, 18th,
17th, 16th, 15th, 14th, 13th)

1. No Choice - Traded to Seattle along with first-round choice in 2001 for Joey Galloway.			
2. DWAYNE GOODRICH	CB	Tennessee	49
3. No Choice - Traded to Seattle for James McKnight.			
4. KAREEM LARRIMORE	CB	West Texas A&M	109
5. MICHAEL WILEY	RB	Ohio State	144
6. MARIO EDWARDS	CB	Florida State	180
7. ORANTES GRANT	LB	Georgia	219

2001

(Drafted Alternately 7th, 6th, 8th)

Rd. Player	Pos.	College	Sel. #
1. No Choice - Traded to Seattle along with first-round choice in 2000 for Joey Galloway.			
2. (A) No Choice - Traded to Indianapolis for second-round and third-round draft choices.			
2. (B) QUINCY CARTER	CB	Georgia	53

Choice from New Orleans for third-round draft choice and
third-round draft choice obtained from Indianapolis.

2. (C) TONY DIXONS.....Alabama..... 56
 Choice from Miami along with fourth-round draft choice for
second-round draft choice obtained from Indianapolis.
 3. (A) No Choice - Traded to New Orleans along with third-round
draft choice obtained from Indianapolis for second-round
draft choice.
 3. (B) WILLIE BLADE
- | |
|--|
|DT.....Mississippi St..... 93 |
| Compensatory Choice |
| 4. (A) No Choice - Traded to Atlanta along with seventh-round
choice in 2002 for O.J. Santiago. |
| 4. (B) MARKUS STEELE |
|LB.....Southern California..... 122 |
| Choice from Miami along with second-round choice for
second-round choice. |
| 5. MATT LEHR |
|G.....Virginia Tech..... 137 |
| 6. DALEROY STEWART |
|DT.....Southern Mississippi..... 171 |
| 7. (A) COLSTON
WEATHERINGTON |
|DE.....Central Missouri St..... 207 |
| 7. (B) JOHN NIX |
|DT.....Southern Mississippi..... 240 |
| Compensatory Choice |
| 7. (C) CHAR-RON DORSEY |
|Florida State..... 242 |
| Compensatory Choice |

2002

(Drafted Alternately 6th, 5th, 7th)

Rd. Player	Pos.	College	Sel. #
1. (A) No Choice - Traded to Kansas City for first and third round choices in 2002 and sixth round choice in 2003.			
1. (B) ROY WILLIAMS	S	Oklahoma	8
Choice from Kansas City along with third round choice in 2002 and sixth round choice in 2003 for first round choice.			
2. (A) ANDRE GURUDE	G	Colorado	37
2. (B) ANTONIO BRYANT	WR	Pittsburgh	63
Choice from Chicago along with fourth round choice for third, fourth and fifth round choices.			
3. No Choice - Traded to Chicago along with fourth and fifth round choices for second and fourth round choices.			
3. DEREK ROSS	CB	Ohio State	75
Choice from Kansas City along with first round choice in 2002 and sixth round choice in 2003 for first round choice.			
4. (A) No Choice - Traded to Chicago along with third and fifth round choices for second and fourth round choices.			
4. (B) JAMAR MARTIN	FB	Ohio State	129
Choice from Chicago along with second round choice for third, fourth and fifth round choices.			
5. (A) No Choice - Traded to Chicago along with third and fourth round choices for second and fourth round choices.			
5. (B) PETE HUNTER	CB	Virginia Union	168
Choice from New England for seventh round choice in 2002 obtained from Miami and fifth round choice in 2003.			
6. (A) TYSON WALTER	T	Ohio State	179
6. (B) DeVEREN JOHNSON	WR	Sacred Heart	208
Compensatory Choice			
6. (C) BOB SLOWIKOWSKI	TE	Virginia Tech	211
Compensatory Choice			
7. No Choice - Traded to Atlanta along with fourth round choice in 2001 for O.J. Santiago.			

2003

(Drafted alternately 5th and 6th)

Rd. Player	Pos.	College	Sel. #
1. TERENCE NEWMAN	CB	Kansas State	5
2. AL JOHNSON	C	Wisconsin	38
3. JASON WITTEN	TE	Tennessee	69
4. BRADIE JAMES	LB	Louisiana State	103
5. No Choice - Traded to New England along with seventh-round choice in 2002 obtained from Miami for fifth-round choice in 2002.			
6. (A) B.J. TUCKER	CB	Wisconsin	178
6. (B) ZURIEL SMITH	WR	Hampton	186
Choice from Kansas City along with first- and third- round choices in 2002 for first-round choice in 2002.			
7. JUSTIN BATES	G	Colorado	219

2004

(Drafted alternately 22nd, 21st, 20th, 25th, 24th, 23rd)

Rd.	Player	Pos.	College	Sel. #
1.	No Choice - Traded to Buffalo for second and fifth round choices in 2004 and first round choice in 2005.			
2.	(A) JULIUS JONES RB Notre Dame43 Choice from Buffalo along with fifth round choice and first round choice in 2005 for first round choice.			
2.	(B) JACOB ROGERS T Southern Cal52			
3.	STEPHEN PETERMAN G Louisiana State83			
4.	BRUCE THORNTON CB Georgia121			
5.	(A) SEAN RYAN TE Boston College144 Choice from Buffalo along with second round choice and first round choice in 2005 for first round choice.			
5.	(B) No Choice - Traded to New Orleans for sixth and seventh round choices.			
6.	No Choice - Traded to Green Bay for Terry Glenn			
7.	(A) NATHAN JONES CB Rutgers205 Choice from Oakland along with another seventh round choice for sixth round choice.			
7.	(B) PATRICK CRAYTON WR NW Oklahoma216 Choice from Tampa Bay along with Darian Barnes for seventh round choice.			
7.	(C) JACQUES REEVES CB Purdue223 Choice from Oakland along with another seventh round choice for a sixth round choice. Pick was originally traded by Dallas to Oakland for Kenyon Coleman.			

2005

(Drafted alternately 11th, 10th, 9th, 8th, 12th)

Rd.	Player	Pos.	College	Sel. #
1.	(A) DEMARCUS WARE DE Troy11			
1.	(B) MARCUS SPEARS DE Louisiana State20 Choice from Buffalo along with second and fifth round choices in 2004 for first round choice in 2004.			
2.	KEVIN BURNETT LB Tennessee42			
3.	No Choice - Traded to Houston for Drew Henson			
4.	(A) MARION BARBER III RB Minnesota109			
4.	(B) CHRIS CANTY DE Virginia132 Choice from Philadelphia along with sixth round choice in 2006 or fifth round choice in 2005 and fourth round choice in 2006.			
5.	No Choice - Traded to Philadelphia along with fourth round choice in 2006 for fourth round choice in 2005 and sixth round choice in 2006.			
6.	(A) No Choice - Traded to Oakland along with seventh round choice in 2004 for Kenyon Coleman.			
6.	(B) JUSTIN BERIAULT S Ball State208 Compensatory Choice			
6.	(C) ROB PETITTI T Pittsburgh209 Compensatory Choice			
7.	JAY RATLIFF DT Auburn224			

2006

(Drafted alternately 18th, 17th, 16th, 19th)

Rd.	Player	Pos.	College	Sel. #
1.	BOBBY CARPENTER LB Ohio State18			
2.	(A) No Choice - Traded to N.Y. Jets for second, sixth and seventh round choices.			
2.	(B) ANTHONY FASANO TE Notre Dame53 Choice from N.Y. Jets along with sixth and seventh round choices for second round choice.			
3.	(A) No Choice - Traded to Jacksonville for third and fourth round choices.			
3.	(B) JASON HATCHER DE Grambling92 Choice from Jacksonville along with fourth round choice for third round choice.			
4.	(A) No Choice - Traded to Philadelphia along with fifth round choice in 2005 for fourth round choice in 2005 and sixth round choice in 2006.			
4.	(B) SKYLER GREEN WR Louisiana State125 Choice from Jacksonville along with third round choice for third round choice.			
5.	(A) PAT WATKINS S Florida State138 Choice from N.Y. Jets for fifth and sixth round choices.			

- 5. (B) No Choice - Traded to N.Y. Jets along with sixth round choice for fifth round choice.
- 6. (A) **MONTAVIOUS STANLEY** DT Louisville182
Choice from Philadelphia along with fourth round choice in 2005 for fifth round choice in 2005 and fourth round choice in 2006.
- 6. (B) No Choice - Traded to Kansas City for Scott Fujita.
- 7. (A) **PAT MCQUISTAN** T Weber State211
Choice from N.Y. Jets along with second and sixth round choices for second round choice.
- 7. (B) E.J. WHITLEY G Texas Tech224

2007

(Drafted alternately 22nd, 21st, 24th, 23rd)

Rd.	Player	Pos.	College	Sel. #
1.	(A) No Choice - Traded to Cleveland for second round choice and first round choice in 2008.			
1.	(B) ANTHONY SPENCER DE Purdue26 Choice from Philadelphia for second round choice from Cleveland and third and fifth round choices.			
2.	No Choice - Traded to Cleveland along with sixth round choice for third, fourth and sixth round choices.			
3.	(A) JAMES MARTEN T Boston College67 Choice from Cleveland along with fourth and sixth round choices for second and sixth round choices.			
3.	(B) No Choice - Traded to Philadelphia along with second round choice from Cleveland and fifth for first round choice.			
4.	(A) ISAIAH STANBACK WR Washington103 Choice from Cleveland along with third and sixth round choices for second and sixth round choices.			
4.	(B) DOUG FREE T Northern Illinois122			
5.	No Choice - Traded to Philadelphia along with second round choice from Cleveland and third for first round choice.			
6.	(A) NICK FOLK K Arizona178 Choice from Cleveland along with third and fourth round choices for second and sixth round choices.			
6.	(B) DEON ANDERSON FB Connecticut195 Choice reacquired from Cleveland for sixth round choice from N.Y. Jets in Pete Hunter trade and seventh round choice.			
7.	(A) COURTENY BROWN CB Cal Poly212 Choice from N.Y. Jets for Sean Ryan.			
7.	(B) No Choice - Traded to Cleveland along with sixth round choice for sixth round choice.			
7.	(C) ALAN BALL CB Illinois237 Choice from New Orleans for Scott Shanley.			

2008

(Drafted alternately 28th, 30th, 29th)

Rd.	Player	Pos.	College	Sel. #
1.	(A) FELIX JONES RB Arkansas22 Choice from Cleveland along with second round choice in 2007 for first round choice in 2007.			
1.	(B) MIKE JENKINS CB South Florida25 Choice from Seattle for first, fifth and seventh round choices.			
2.	MARTELLUS BENNETT TE Texas A&M61			
3.	No Choice - Traded to Detroit for fourth round choice and fourth round choice in 2009.			
4.	(A) No Choice - Traded to Oakland for fourth and seventh round choices. Pick was originally traded by Miami to Dallas for Akin Ayodele and Anthony Fasano.			
4.	(B) No Choice - Traded to Cleveland for fourth and fifth round choices. Pick was originally obtained from Oakland.			
4.	(C) No Choice - Traded to Cleveland for third round choice in 2009. Pick was originally obtained from Detroit.			
4.	(D) TASHARD CHOICE RB Georgia Tech122 Choice from Cleveland along with fifth round choice for fourth round choice.			
4.	(E) No Choice - Traded to Tennessee for Adam Jones.			
5.	(A) ORLANDO SCANDRICK CB Boise State143 Choice from Jacksonville for fifth and seventh round choices.			
6.	(A) ERIK WALDEN LB Middle Tennessee St.167 Choice from Miami along with sixth round choice in 2009 for Jason Ferguson and sixth round choice.			
6.	(B) No Choice - Traded to Miami for Jason Ferguson for sixth choice and sixth round choice in 2009.			
7.	(A) No Choice - Traded to Jacksonville along with fifth round choice for fifth round choice.			
7.	(B) No Choice - Traded to Seattle along with first and fifth round choice for first round choice.			

2009

(Drafted alternately 20th, 19th, 18th, 17th)

Rd.	Player	Pos.	College	Sel. #
1.	No choice – traded to Detroit along with third and sixth round choice for Roy Williams and seventh round choice.			
2.	No choice – traded to Buffalo for third and fourth round choices.			
3.	(A) JASON WILLIAMSLB.....Western Illinois.....69 Choice from Cleveland for fourth round choice in 2008.			
3.	(B) ROBERT BREWSTERT.....Ball State.....75 Choice from Buffalo along with fourth round choice for second round choice.			
3.	(C) No choice – traded to Detroit along with first and third round choices for Roy Williams and seventh round choice.			
4.	(A) STEPHEN MCGEEQB.....Texas A&M.....101 Choice from Detroit along with a fourth round choice in 2008 for third round choice in 2008.			
4.	(B) VICTOR BUTLERLB.....Oregon State.....110 Choice from Buffalo along with third round choice for second round choice.			
4.	(C) No choice – traded to Tampa Bay for fourth round choice and seventh round choice.			
4.	(D) BRANDON WILLIAMSLB.....Texas Tech.....120 Choice from Tampa Bay along with seventh round choice for fourth round choice.			
5.	(A) DeANGELO SMITHCB.....Cincinnati.....143 Choice from Atlanta for fifth round choice and seventh round choice.			
5.	(B) MICHAEL HAMLINS.....Clemson.....166 Choice from Tennessee for Adam Jones and fourth round choice in 2008.			
5.	(C) DAVID BUEHLERK.....Southern Cal.....172 Compensatory Choice			
6.	(A) No choice – traded to Detroit along with first and third round choice for Roy Williams and seventh round choice.			
6.	(B) STEPHEN HODGELB.....Texas Christian.....197 Choice from Miami along with sixth round choice in 2008 for Jason Ferguson along with sixth round choice in 2008.			
6.	(C) JOHN PHILLIPSTE.....Virginia.....208 Compensatory Choice			
7.	(A) MIKE MICKENSCB.....Cincinnati.....227			
7.	(B) MANUEL JOHNSONWR.....Oklahoma.....229 Choice from Tampa Bay along with fourth round choice for fourth round choice.			

2010

(Drafted 27th)

Rd.	Player	Pos.	College	Sel. #
1.	DEZ BRYANTWR.....Oklahoma State.....24 Choice from New England along with fourth round choice in 2010 for first and third round choice in 2010.			
2.	SEAN LEELB.....Penn State.....55 Choice from Philadelphia for second and fourth round choices.			
3.	No Choice – Traded to New England for first and fourth round choice in 2010 along with first round choice in 2010.			
4.	AKWASI OWUSU-ANSAHIndiana (PA).....126 Choice from San Diego along with sixth round choice for fourth round choice.			
5.	No Choice - Traded to Denver for Montreae Holland.			
6.	(A) SAM YOUNGT.....Notre Dame.....179 Choice from San Diego along with fourth round choice for fourth round choice.			
6.	(B) JAMAR WALLCB.....Texas Tech.....196			
7.	SEAN LISSEMOREDL.....William & Mary.....234			

2011

(Drafted alternately 9th, 8th 7th)

Rd.	Player	Pos.	College	Sel. #
1.	TYRON SMITHT.....Southern California.....9			
2.	BRUCE CARTERLB.....North Carolina.....40			
3.	DeMARCO MURRAYRB.....Oklahoma.....71			
4.	DAVID ARKING.....Missouri State.....110			
5.	JOSH THOMASCB.....Buffalo.....143			
6.	DWAYNE HARRISWR.....East Carolina.....176			
7.	No Choice – Selected Josh Brent in the 2010 Supplemental Draft			
7.	(A) SHAUN CHAPASFB.....Georgia.....220 Choice from San Diego for Patrick Crayton			
7.	(B) BILL NAGYC.....Wisconsin.....252			

BOLD Indicates Made Active Roster

With the ninth overall pick in the 2011 NFL Draft, Dallas selected offensive tackle Tyron Smith. Smith became just the fourth lineman the Cowboys took in the first round and the second-highest in team history. John Niland was selected fifth in 1966.

Cowboys and Free Agency

1989

PLAN B

PLAYERS SIGNED (5):

C Eric Coyle
(from Washington)
DB Ray Horton
(from Cincinnati)
TE Anthony Jones
(from San Diego)
LB Eric Naposki
(from New England)
RB Kevin Scott
(from San Diego)

PLAYERS LOST (6):

C Bob Brotzki
(by Atlanta)
TE Doug Cosbie
(by Denver)
RB Mark Higgs
(by Philadelphia)
LB Garth Jax
(by Phoenix)
WR Mike Sherrard
(by San Francisco)
QB Kevin Sweeney
(by San Francisco)

1990

PLAN B

PLAYERS SIGNED (16):

FB Tommie Agee
(from Kansas City)
T Louis Cheek
(from Miami)
LB Terrence Cooks
(from New England)
DB Antonio Gibson
(from New Orleans)
WR Rod Harris
(from New Orleans)
OL Greg Johnson
(from Miami)
LB Walter Johnson
(from New Orleans)
RB Keith Jones
(from Cleveland)
WR Dennis McKinnon
(from Chicago)
TE Jay Novacek
(from Phoenix)
DE Lybrant Robinson
(from Washington)
G Tony Slaton
(from L.A. Rams)
LB Vinson Smith
(from Pittsburgh)
DE Anthony Spears
(from Houston)
S James Washington
(from L.A. Rams)
WR Mike Williams
(from Detroit)

PLAYERS LOST (4):

WR Cornell Burbage
(by Minnesota)
WR Bernard Ford
(by Houston)
RB Paul Palmer
(by Cincinnati)
C Bob White
(by New England)

1991

PLAN B

PLAYERS SIGNED (4):

DB Odie Harris
(from Tampa Bay)
TE Craig Hucson
(from Green Bay)
TE Alfredo Roberts
(from Kansas City)
OL Alan Veingard
(from Green Bay)

PLAYERS LOST (2):

G Crawford Ker
(by Denver)
FB Robert Perryman
(by Denver)

1992

PLAN B

PLAYERS SIGNED (4):

LB Bernard Clark
(from Cincinnati)
G/C Frank Cornish
(from San Diego)
K Brad Daluiso
(from Buffalo)
CB Brian Mitchell
(from Atlanta)

PLAYERS LOST (6):

TE Rob Awalt
(by Denver)
LB Darrick Brownlow
(by Buffalo)
LB Jack Del Rio
(by Minnesota)
CB Manny Hendrix
(by San Francisco)
S Stan Smagala
(by Pittsburgh)
K Ken Willis
(by Tampa Bay)

1993

PLAYERS SIGNED (0):

PLAYERS LOST (2):

QB Steve Beuerlein
(by Phoenix)
WR Kelvin Martin
(by Seattle)

1994

PLAYERS SIGNED (2):

G Derek Kennard
(from New Orleans)
QB Rodney Peete
(from Detroit)

PLAYERS LOST (8):

DT Tony Casillas
(by Kansas City)
G/C Frank Cornish
(by Minnesota)
G John Gesek
(by Washington)
G/T Kevin Gogan
(by L.A. Raiders)
DT Jimmie Jones
(by L.A. Rams)

QB Bernie Kosar
(by Miami)
K Eddie Murray
(by Philadelphia)
LB Ken Norton
(by San Francisco)

1995

PLAYERS SIGNED (3):

C Ray Donaldson
(from Seattle)
RB David Lang
(from St. Louis)
CB Deion Sanders
(from San Francisco)

PLAYERS LOST (11):

LB Darrick Brownlow
(by Washington)
G/C Frank Cornish
(by Jacksonville)
TE Scott Galbraith
(by Washington)
S Kenneth Gant
(by Tampa Bay)
WR Alvin Harper
(by Tampa Bay)
DE Jim Jeffcoat
(by Buffalo)
QB Rodney Peete
(by Philadelphia)
C Mark Stepanoski
(by Houston)
RB Blair Thomas
(by Atlanta)
LB Matt Vanderbeek
(by Washington)
S James Washington
(by Washington)

1996

PLAYERS SIGNED (2):

LB Fred Strickland
(from Green Bay)
CB Robert Bailey
(by Miami)

PLAYERS LOST (5):

CB Larry Brown
(by Oakland)
LB Dixon Edwards
(by Minnesota)
LB Robert Jones
(by St. Louis)
DT Russell Maryland
(by Oakland)
G/T Ron Stone*
(by N.Y. Giants)

1997

PLAYERS SIGNED (0):

PLAYERS LOST (6):

K Chris Boniol*
(by Philadelphia)
P John Jett
(by Detroit)
LB Godfrey Myles
(by Denver)
LB Jim Schwartz*
(by San Francisco)
LB Darrin Smith
(by Philadelphia)
S George Teague
(by Miami)

1998

PLAYERS SIGNED (1):

G Everett McIver
(from Miami)

PLAYERS LOST (3):

G/C John Flannery
(by St. Louis)
G/T George Hegamin
(by Philadelphia)
S Brock Marion
(by Miami)

1999

PLAYERS SIGNED (2):

WR Raghib Ismail
(from Carolina)
C Mark Stepanoski
(from Tennessee)

PLAYERS LOST (3):

WR Patrick Jeffers*
(by Carolina)
C Clay Shiver
(by Denver)
DT Arte Smith
(by Kansas City)

2000

PLAYERS SIGNED (4):

LB Joe Bowden
(from Tennessee)
TE Jackie Harris
(from Tennessee)
QB Paul Justin
(from St. Louis)
CB Ryan McNeil
(from Cleveland)

PLAYERS LOST (8):

TE Eric Bjornson
(by New England)
RB Robert Chancey*
(by San Diego)
QB Jason Garrett
(by N.Y. Giants)
LB Randall Godfrey
(by Tennessee)
P Toby Gowin*
(by New Orleans)
LB Lemanski Hall
(by Minnesota)
G/C Tom Myslinski
(by Pittsburgh)
DE Kavika Pittman
(by Denver)

2001

PLAYERS SIGNED (0):

PLAYERS LOST (3):

QB Randall Cunningham
(by Baltimore)
DT Leon Lett
(by Denver)
WR James McKnight
(by Miami)

*Restricted Free Agent

2002**PLAYERS SIGNED (4):**

DT La'Roi Glover
(from New Orleans)
LB Kevin Hardy
(from Jacksonville)
TE Jeff Robinson
(from St. Louis)
CB Bryant Westbrook
(Detroit)

PLAYERS LOST (1):

S Izell Reese
(by Denver)

2003**PLAYERS SIGNED (6):**

FB Riche Anderson
(from N.Y. Jets)
TE Dan Campbell
(from N.Y. Giants)
P Toby Gowin
(from New Orleans)
CB Donald Mitchell
(from Tennessee)
LB Al Singleton
(from Tampa Bay)
T Ryan Young
(from Houston)

PLAYERS LOST (3):

LB Kevin Hardy
(by Cincinnati)
DT Brandon Noble
(by Washington)
DE Peppi Zellerer
(by Washington)

2004**PLAYERS SIGNED (0):****PLAYERS LOST (2):**

CB Mario Edwards
(by Tampa Bay)
DE Ebenezer Ekuban
(by Cleveland)

2005**PLAYERS SIGNED (4):**

DT Jason Ferguson
(from N.Y. Jets)
CB Anthony Henry
(from Cleveland)
G Marco Rivera
(from Green Bay)
RB Anthony Thomas
(from Chicago)

PLAYERS LOST (0):**2006****PLAYERS SIGNED (6):**

LB Akin Ayodele
(from Jacksonville)
LB Rocky Boiman
(from Tennessee)
T Jason Fabini
(from N.Y. Jets)
TE Ryan Hannam
(from Seattle)
G Kyle Kosier
(from Detroit)
K Mike Vanderjagt
(from Indianapolis)

PLAYERS LOST (3):

TE Dan Campbell
(by Detroit)
LB Scott Fujita
(by New Orleans)
T Torrin Tucker*
(by Tampa Bay)

2007**PLAYERS SIGNED (2):**

T Leonard Davis
(from Arizona)
S Ken Hamlin
(from Seattle)

PLAYERS LOST (3):

DE Keryon Coleman
(by N.Y. Jets)
LB Ryan Fowler
(by Tennessee)
C Al Johnson

2008**PLAYERS SIGNED (0):****PLAYERS LOST (4):**

S Keith Davis
(by Miami)
RB Julius Jones
(by Seattle)
CB Nathan Jones
(by Miami)
CB Jacques Reeves
(by Houston)

2009**PLAYERS SIGNED (3):**

LB Keith Brooking
(from Atlanta)

DE Igor Olshansky
(from San Diego)
S Gerald Sensabaugh
(from Jacksonville)

PLAYERS LOST (6):

G Joe Beger
(by Miami)
LB Kevin Burnett
(by San Diego)
DE Chris Canty
(by N.Y. Giants)
S Keith Davis
(by Oakland)
NT Tank Johnson
(by Cincinnati)
LB Zach Thomas
(by Kansas City)

2010**PLAYERS SIGNED (0):****PLAYERS LOST (2):**

S Ken Hamlin
(by Baltimore)
G Cory Procter
(by Miami)

2011**PLAYERS SIGNED (1):**

DE Keryon Coleman
(Cleveland)


PLAYERS LOST (2):

DE Stephen Bowen
(by Washington)
WR Sam Hurd
(by Chicago)

*Restricted Free Agent



Defensive tackle **La'Roi Glover** (left), tight end **Jay Novacek** (center) and guard **Leonard Davis** all signed with the Cowboys as free agents. Glover arrived in Dallas in 2002, Novacek in 1990 and Davis in 2007. Glover played in four Pro Bowls during his time in Dallas and Davis played in three. Novacek played in five straight Pro Bowls (1991-1995).



2010 SEASON



Individual Game-by-Game Rushing

	Felix Jones					Marion Barber					Tashard Choice				
	No	Yds	Avg	Lg	TD	No	Yds	Avg	Lg	TD	No	Yds	Avg	Lg	TD
9/12 @ Washington	8	38	4.8	11	0	8	39	4.9	12	0	5	18	3.6	8	0
9/19 CHICAGO	7	7	1.0	4	0	11	31	2.8	8	0	1	-1	-1.0	-1	0
9/26 @ Houston	7	43	6.1	15	0	17	55	3.2	12	1	2	4	2.0	3	0
10/10 TENNESSEE	15	109	7.3	34	0	6	19	3.2	7	0					
10/17 @ Minnesota	14	32	2.3	6	0	10	31	3.1	6	0					
10/25 N.Y. GIANTS	9	35	3.9	17	0	4	6	1.5	5	0					
10/31 JACKSONVILLE	8	22	2.8	9	0	9	16	1.8	7	1					
11/7 @ Green Bay	5	16	3.2	8	0	6	14	2.3	9	0	3	9	3.0	4	0
11/14 @ N.Y. Giants	14	51	3.6	12	0	8	47	5.9	18	0					
11/21 DETROIT	11	51	4.6	14	0	13	36	2.8	24	0	2	7	3.5	5	0
11/25 NEW ORLEANS	13	44	3.4	10	0	10	19	1.9	6	1	1	1	1.0	11	1
12/5 @ Indianapolis	22	83	3.8	11	0	INACTIVE/INJURED					19	100	5.3	26	1
12/12 PHILADELPHIA	13	41	3.2	14	1	INACTIVE/INJURED					7	16	2.3	9	0
12/19 WASHINGTON	12	70	5.8	16	0	INACTIVE/INJURED					15	53	3.5	12	1
12/25 @ Arizona	16	77	4.8	14	0	8	58	7.3	25	1	4	16	4.0	9	0
1/2/11 @ Philadelphia	11	81	7.4	20	0	3	3	1.0	2	0	7	20	2.9	5	0
2010 Totals	185	800	4.3	34	1	113	374	3.3	25	4	66	243	3.7	26	3

	Jon Kitna					Miles Austin					Stephen McGee				
	No	Yds	Avg	Lg	TD	No	Yds	Avg	Lg	TD	No	Yds	Avg	Lg	TD
9/12 @ Washington											INACTIVE - 3rd QB				
9/19 CHICAGO											INACTIVE - 3rd QB				
9/26 @ Houston											INACTIVE - 3rd QB				
10/10 TENNESSEE						1	4	4.0	4	0	INACTIVE - 3rd QB				
10/17 @ Minnesota											INACTIVE - 3rd QB				
10/25 N.Y. GIANTS											INACTIVE - 3rd QB				
10/31 JACKSONVILLE	5	12	2.4	8	0						INACTIVE - 3rd QB				
11/7 @ Green Bay											INACTIVE - 3rd QB				
11/14 @ N.Y. Giants	5	2	0.4	5	0	1	0	0.0	0	0	INACTIVE - 3rd QB				
11/21 DETROIT	4	40	10.0	29t	1						DID NOT PLAY				
11/25 NEW ORLEANS	5	20	4.0	13	0	1	60	60.0	60t	1	DID NOT PLAY				
12/5 @ Indianapolis	4	28	7.0	19	0	1	6	6.0	6	0	DID NOT PLAY				
12/12 PHILADELPHIA	3	27	9.0	10	0	1	26	26.0	26	0	DID NOT PLAY				
12/19 WASHINGTON	4	11	2.8	7	0						DID NOT PLAY				
12/25 @ Arizona	1	7	7.0	7	0	1	6	6.0	6	0	4	19	4.8	11	0
1/2/11 @ Philadelphia						1	-9	-9.0	-9	0	9	55	6.1	14	0
2010 Totals	31	147	4.7	29t	1	7	93	13.3	60t	1	13	74	5.7	14	0

	Tony Romo					Chris Gronkowski					Dez Bryant				
	No	Yds	Avg	Lg	TD	No	Yds	Avg	Lg	TD	No	Yds	Avg	Lg	TD
9/12 @ Washington						1	8	8.0	8	0					
9/19 CHICAGO	1	-1	-1.0	-1	0										
9/26 @ Houston	1	-1	-1.0	-1	0										
10/10 TENNESSEE	1	9	9.0	9	0	INACTIVE/INJURED									
10/17 @ Minnesota	3	31	10.3	14	0	1	0	0.0	0	0					
10/25 N.Y. GIANTS	INACTIVE/INJURED					INACTIVE									
10/31 JACKSONVILLE	INACTIVE/INJURED														
11/7 @ Green Bay	INACTIVE/INJURED														
11/14 @ N.Y. Giants	INACTIVE/INJURED														
11/21 DETROIT	INACTIVE/INJURED										1	0	0.0	0	0
11/25 NEW ORLEANS	INACTIVE/INJURED														
12/5 @ Indianapolis	INACTIVE/INJURED														
12/12 PHILADELPHIA	INACTIVE/INJURED										RESERVE/INJURED				
12/19 WASHINGTON	INACTIVE/INJURED										RESERVE/INJURED				
12/25 @ Arizona	RESERVE/INJURED										RESERVE/INJURED				
1/2/11 @ Philadelphia	RESERVE/INJURED					3	9	3.0	5	0	RESERVE/INJURED				
2010 Totals	6	38	6.3	14	0	5	17	3.4	8	0	1	0	0.0	0	0

Individual Game-by-Game Receiving

	Jason Witten					Miles Austin					Felix Jones				
	No	Yds	Avg	Lg	TD	No	Yds	Avg	Lg	TD	No	Yds	Avg	Lg	TD
9/12 @ Washington	3	27	9.0	14	0	10	146	14.6	30	1	2	26	13.0	24	0
9/19 CHICAGO	5	51	10.2	23	0	10	142	14.2	21	0	2	12	6.0	9	0
9/26 @ Houston	7	56	8.0	14	0	2	20	10.0	17	0					
10/10 TENNESSEE	5	84	16.8	31	1	9	166	18.4	69†	1	4	17	4.3	11	0
10/17 @ Minnesota	3	52	17.3	30	0	2	12	6.0	8	0	10	61	6.1	14	0
10/25 N.Y. GIANTS	9	95	10.6	24	1	3	38	12.7	17	0	3	27	9.0	25	0
10/31 JACKSONVILLE	10	97	9.7	27	1	7	117	16.7	35	0	3	14	4.7	8	0
11/7 @ Green Bay	3	44	14.7	30	0	2	16	8.0	10	0					
11/14 @ N.Y. Giants	1	7	7.0	7	0	2	68	34.0	44	1	3	85	28.3	71†	1
11/21 DETROIT	4	48	12.0	16	0	2	7	3.5	4†	2	3	35	11.7	24	0
11/25 NEW ORLEANS	10	99	9.9	20	0	3	25	8.3	12	0	7	69	9.9	38	0
12/5 @ Indianapolis	5	42	8.4	19	1	4	47	11.8	22	0	3	8	2.7	6	0
12/12 PHILADELPHIA	7	69	9.9	22†	2	2	22	11.0	16	0	4	42	10.5	35	0
12/19 WASHINGTON	10	140	14.0	33	1	3	38	12.7	23	1	2	47	23.5	32	0
12/25 @ Arizona	8	45	5.6	14	1	6	115	19.2	37†	1	1	11	11.0	11	0
1/2/11 @ Philadelphia	4	46	11.5	33	1	2	62	31.0	31	0	1	-4	-4.0	-4	0
2010 Totals	94	1,002	10.7	33	9	69	1,041	15.1	69†	7	48	450	9.4	71†	1

	Dez Bryant					Roy Williams					Martellus Bennett				
	No	Yds	Avg	Lg	TD	No	Yds	Avg	Lg	TD	No	Yds	Avg	Lg	TD
9/12 @ Washington	8	56	7.0	15	0	3	21	7.0	11	0	1	7	7.0	7	0
9/19 CHICAGO	2	52	26.0	28	0	4	53	13.3	20	0	7	45	6.4	16	0
9/26 @ Houston	4	50	12.5	30	0	5	117	23.4	63†	2	3	26	8.7	14	0
10/10 TENNESSEE	3	22	7.3	9	0	6	87	14.5	27	1	2	19	9.5	11	0
10/17 @ Minnesota	1	31	31.0	31†	1	3	28	9.3	19	2					
10/25 N.Y. GIANTS	4	54	13.5	19	2						1	5	5.0	5	0
10/31 JACKSONVILLE	7	84	12.0	29	0	1	21	21.0	21	0					
11/7 @ Green Bay	9	86	9.6	41	1	1	6	6.0	6	0	3	20	6.7	15	0
11/14 @ N.Y. Giants	3	104	34.7	46	1	2	33	16.5	27	0	1	32	32.0	32	0
11/21 DETROIT	3	8	2.7	12	1	2	20	10.0	15	0					
11/25 NEW ORLEANS						5	83	16.6	47	0	2	17	8.5	9	0
12/5 @ Indianapolis	1	14	14.0	14	0	2	32	16.0	22	0	3	24	8.0	11	0
12/12 PHILADELPHIA		RESERVE/INJURED				2	23	11.5	20	0	4	30	7.5	11	0
12/19 WASHINGTON		RESERVE/INJURED					INACTIVE/INJURED				1	2	2.0	2	0
12/25 @ Arizona		RESERVE/INJURED									3	22	7.3	15	0
1/2/11 @ Philadelphia		RESERVE/INJURED				1	6	6.0	6	0	2	11	5.5	11	0
2010 Totals	45	561	12.5	46	6	37	530	14.3	63†	5	33	260	7.9	32	0

	Tashard Choice					Sam Hurd					Marion Barber				
	No	Yds	Avg	Lg	TD	No	Yds	Avg	Lg	TD	No	Yds	Avg	Lg	TD
9/12 @ Washington	2	-2	-1.0	2	0						2	1	0.5	2	0
9/19 CHICAGO	1	6	6.0	6	0										
9/26 @ Houston						1	10	10.0	10	0	1	5	5.0	5	0
10/10 TENNESSEE						2	11	5.5	6	0					
10/17 @ Minnesota											3	15	5.0	14	0
10/25 N.Y. GIANTS											1	7	7.0	7	0
10/31 JACKSONVILLE	4	27	6.8	15	0	2	19	9.5	11	0					
11/7 @ Green Bay						1	11	11.0	11	0					
11/14 @ N.Y. Giants											1	-2	-2.0	-2	0
11/21 DETROIT	2	14	7.0	9	0						1	15	15.0	15	0
11/25 NEW ORLEANS						1	12	12.0	12	0	2	8	4.0	5	0
12/5 @ Indianapolis												INACTIVE/INJURED			
12/12 PHILADELPHIA	1	17	17.0	17	0	1	5	5.0	5	0		INACTIVE/INJURED			
12/19 WASHINGTON	4	31	7.8	13	0	4	35	8.8	11	0		INACTIVE/INJURED			
12/25 @ Arizona	3	16	5.3	9	0	2	17	8.5	13	0					
1/2/11 @ Philadelphia							RESERVE/INJURED								
2010 Totals	17	109	6.4	17	0	14	120	8.6	13	0	11	49	4.5	15	0

Individual Game-by-Game Passing

Jon Kitna

	Att	Cmp	Yds	Pct.	TD	Int	Long	Sk/Yd	Rtg
9/12 @ Washington					DID NOT PLAY				
9/19 CHICAGO					DID NOT PLAY				
9/26 @ Houston					DID NOT PLAY				
10/10 TENNESSEE					DID NOT PLAY				
10/17 @ Minnesota					DID NOT PLAY				
10/25 N.Y. GIANTS	33	16	187	48.5%	2	0	25	3/13	86.3
10/31 JACKSONVILLE	49	34	379	69.4%	1	4	35	2/14	64.9
11/7 @ Green Bay	30	19	183	63.3%	1	2	41	4/17	63.6
11/14 @ N.Y. Giants	22	13	327	59.1%	3	1	71t	0/0	124.1
11/21 DETROIT	24	18	147	75.0%	3	0	24	2/16	129.7
11/25 NEW ORLEANS	42	30	313	71.4%	0	1	47	1/0	82.7
12/5 @ Indianapolis	26	18	167	69.2%	1	0	22	2/16	99.4
12/12 PHILADELPHIA	35	24	242	68.6%	2	2	35	1/3	83.3
12/19 WASHINGTON	37	25	305	67.6%	2	0	33	2/5	110.8
12/25 @ Arizona	20	12	115	60.0%	1	2	24	4/16	53.1
1/2/11 @ Philadelphia					DID NOT PLAY				
2010 Totals	318	209	2,365	65.7%	16	12	71t	21/100	88.9

Tony Romo

	Att	Cmp	Yds	Pct.	TD	Int	Long	Sk/Yd	Rtg
9/12 @ Washington	47	31	282	66.0%	1	0	30	1/5	89.1
9/19 CHICAGO	51	34	374	66.7%	1	2	28	0/0	78.4
9/26 @ Houston	30	23	284	76.7%	2	0	63t	0/0	127.6
10/10 TENNESSEE	46	31	406	67.4%	3	3	69t	6/36	89.6
10/17 @ Minnesota	32	24	220	75.0%	3	2	31t	0/0	98.4
10/25 N.Y. GIANTS	7	5	39	71.4%	1	0	14	0/0	124.4
10/31 JACKSONVILLE					INACTIVE/INJURED				
11/7 @ Green Bay					INACTIVE/INJURED				
11/14 @ N.Y. Giants					INACTIVE/INJURED				
11/21 DETROIT					INACTIVE/INJURED				
11/25 NEW ORLEANS					INACTIVE/INJURED				
12/5 @ Indianapolis					INACTIVE/INJURED				
12/12 PHILADELPHIA					INACTIVE/INJURED				
12/19 WASHINGTON					INACTIVE/INJURED				
12/25 @ Arizona					RESERVE/INJURED				
1/2/11 @ Philadelphia					RESERVE/INJURED				
2010 Totals	213	148	1,605	69.5%	11	7	69t	7/41	94.9

Stephen McGee

	Att	Cmp	Yds	Pct.	TD	Int	Long	Sk/Yd	Rtg
9/12 @ Washington					INACTIVE-3rd QB				
9/19 CHICAGO					INACTIVE-3rd QB				
9/26 @ Houston					INACTIVE-3rd QB				
10/10 TENNESSEE					INACTIVE-3rd QB				
10/17 @ Minnesota					INACTIVE-3rd QB				
10/25 N.Y. GIANTS					INACTIVE-3rd QB				
10/31 JACKSONVILLE					INACTIVE-3rd QB				
11/7 @ Green Bay					INACTIVE-3rd QB				
11/14 @ N.Y. Giants					INACTIVE-3rd QB				
11/21 DETROIT					DID NOT PLAY				
11/25 NEW ORLEANS					DID NOT PLAY				
12/5 @ Indianapolis					DID NOT PLAY				
12/12 PHILADELPHIA					DID NOT PLAY				
12/19 WASHINGTON					DID NOT PLAY				
12/25 @ Arizona	17	11	111	64.7%	1	0	37t	1/11	102.8
1/2/11 @ Philadelphia	27	11	127	40.7%	1	0	33	2/14	68.0
2010 Totals	44	22	238	50.0%	2	0	37t	3/25	81.4

Individual Game-by-Game Punt Returns

	Dez Bryant					Bryan McCann					Akwasi Owusu-Ansah							
	No	Yds	Avg	FC	Lg	TD	No	Yds	Avg	FC	Lg	TD	No	Yds	Avg	FC	Lg	TD
9/12 @ Washington	1	11	11.0	0	11	0							0	0	0.0	1	0	0
9/19 CHICAGO	3	66	22.0	0	62	1							0	0	0.0	1	0	0
9/26 @ Houston	1	12	12.0	0	12	0												
10/10 TENNESSEE	3	1	0.3	0	2	0												
10/17 @ Minnesota	2	3	1.5	0	3	0							0	0	0.0	2	0	0
10/25 N.Y. GIANTS	1	93	93.0	0	93	1												
10/31 JACKSONVILLE	1	12	12.0	0	12	0	SIGNED 11/4											
11/7 @ Green Bay	2	4	2.0	0	4	0							INACTIVE/INJURED					
11/14 @ N.Y. Giants													RESERVE/INJURED					
11/21 DETROIT							1	97	97.0	0	97	1	RESERVE/INJURED					
11/25 NEW ORLEANS	1	13	13.0	0	13	0							RESERVE/INJURED					
12/5 @ Indianapolis							0	0	0.0	2	0	0	RESERVE/INJURED					
12/12 PHILADELPHIA							1	-13	-13.0	2	-13	0	RESERVE/INJURED					
12/19 WASHINGTON							2	54	27.0	1	31	0	RESERVE/INJURED					
12/25 @ Arizona							3	27	9.0	3	16	0	RESERVE/INJURED					
1/2/11 @ Philadelphia							1	0	0.0	2	0	0	RESERVE/INJURED					
2010 Totals	15	215	14.3	0	93	2	8	165	20.6	10	97	1	0	0	0.0	4	0	0

Individual Game-by-Game Kickoff Returns

	Akwasi Owusu-Ansah					Bryan McCann					Dez Bryant					
	No	Yds	Avg	Lg	TD	No	Yds	Avg	Lg	TD	No	Yds	Avg	Lg	TD	
9/12 @ Washington	2	37	18.5	21	0											
9/19 CHICAGO	4	107	26.8	40	0											
9/26 @ Houston	3	62	20.7	29	0											
10/10 TENNESSEE	4	91	22.8	24	0											
10/17 @ Minnesota	4	71	17.8	24	0											
10/25 N.Y. GIANTS	3	71	23.7	41	0							2	25	12.5	18	0
10/31 JACKSONVILLE	5	104	20.8	28	0	SIGNED 11/4										
11/7 @ Green Bay						5	139	27.8	34	0						
11/14 @ N.Y. Giants						1	21	21.0	21	0		4	86	21.5	26	0
11/21 DETROIT						2	55	27.5	38	0		1	15	15.0	15	0
11/25 NEW ORLEANS						3	50	16.7	20	0		2	60	30.0	31	0
12/5 @ Indianapolis						2	37	18.5	21	0		3	107	35.7	43	0
12/12 PHILADELPHIA												RESERVE/INJURED				
12/19 WASHINGTON						4	89	22.3	38	0		RESERVE/INJURED				
12/25 @ Arizona						3	60	20.0	25	0		RESERVE/INJURED				
1/2/11 @ Philadelphia						3	56	18.7	21	0		RESERVE/INJURED				
2010 Totals	25	543	21.7	41	0	23	507	22.0	38	0	12	293	24.4	43	0	



Dez Bryant returns a punt 62 yards for a touchdown in the home opener against Chicago (9/19) for his first career touchdown and the first punt return for a touchdown by a Cowboys rookie since Reggie Swinton in 2001.

Bryan McCann earns NFC Special Teams Player of the Week after he returns a punt 97 yards for a touchdown against Detroit (11/21). It was the second longest punt return by a Cowboys rookie or veteran player in franchise history.



Individual Game-by-Game Tackles

	Bradie James				Keith Brooking				DeMarcus Ware			
	Solo	Asst.	Total	Sacks	Solo	Asst.	Total	Sacks	Solo	Asst.	Total	Sacks
9/12 @ Washington	1	7	8		5	4	9		7	0	7	1.0(-10)
9/19 CHICAGO	5	3	8		5	4	9		3	4	7	
9/26 @ Houston	5	2	7		6	3	9	1.0(-9)	6	2	8	3.0(-16)
10/10 TENNESSEE	5	4	9		1	4	5		5	4	9	2.0(-3)
10/17 @ Minnesota	9	4	13		3	4	7		7	2	9	1.0(-12)
10/25 N.Y. GIANTS	8	9	17		8	8	16		4	2	6	1.0(-9)
10/31 JACKSONVILLE	4	10	14		6	9	15		0	7	7	
11/7 @ Green Bay	6	8	14		8	7	15		2	4	6	
11/14 @ N.Y. Giants	8	7	15		8	3	11		7	3	10	
11/21 DETROIT	2	5	7		7	6	13		2	4	6	0.5(-5)
11/25 NEW ORLEANS	5	5	10		5	4	9		4	0	4	1.0(-7)
12/5 @ Indianapolis	7	4	11		4	2	6		2	2	4	
12/12 PHILADELPHIA	6	0	6		1	5	6		1	3	4	
12/19 WASHINGTON	5	2	7		1	3	4		6	0	6	2.0(-11)
12/25 @ Arizona	5	3	8		2	2	4		3	3	6	1.0(-5)
1/2/11 @ Philadelphia	5	4	9		6	7	13		5	4	9	3.0(-27)
2010 Totals	86	77	163		76	75	151	1.0(-9)	64	44	108	15.5(-105)

	Anthony Spencer				Gerald Sensabaugh				Terence Newman			
	Solo	Asst.	Total	Sacks	Solo	Asst.	Total	Sacks	Solo	Asst.	Total	Sacks
9/12 @ Washington	3	0	3		3	1	4		1	0	1	
9/19 CHICAGO	5	2	7	1.0(-7)	3	0	3		4	1	5	
9/26 @ Houston	1	5	6		7	1	8		7	0	7	
10/10 TENNESSEE	5	2	7	1.0(-7)	3	1	4		1	1	2	
10/17 @ Minnesota	2	4	6		7	1	8	1.0(-9)	4	0	4	
10/25 N.Y. GIANTS	4	5	9		4	2	6		4	0	4	
10/31 JACKSONVILLE	4	2	6	1.0(-8)	4	1	5		1	0	1	
11/7 @ Green Bay	7	3	10		6	3	9		3	1	4	
11/14 @ N.Y. Giants	5	3	8		2	3	5		4	1	5	
11/21 DETROIT	4	4	8		2	5	7		6	0	6	
11/25 NEW ORLEANS	1	3	4		6	0	6		7	1	8	
12/5 @ Indianapolis	5	2	7		7	0	7		7	3	10	
12/12 PHILADELPHIA	3	2	5		3	1	4		6	1	7	
12/19 WASHINGTON	0	4	4		2	0	2	1.0(-8)	5	2	7	
12/25 @ Arizona	6	2	8		2	2	4		4	1	5	
1/2/11 @ Philadelphia	7	0	7	2.0(-12)	3	1	4		3	2	5	
2010 Totals	62	43	105	5.0(-33)	64	22	86	2.0(-17)	67	14	81	

	Mike Jenkins				Orlando Scandrick				Alan Ball			
	Solo	Asst.	Total	Sacks	Solo	Asst.	Total	Sacks	Solo	Asst.	Total	Sacks
9/12 @ Washington	2	0	2		2	0	2		6	0	6	
9/19 CHICAGO	2	0	2		4	0	4		0	3	3	
9/26 @ Houston	1	1	2		4	2	6		2	0	2	
10/10 TENNESSEE	2	1	3						1	2	3	
10/17 @ Minnesota	5	1	6		2	3	5		1	0	1	
10/25 N.Y. GIANTS	5	0	5		2	1	3		2	0	2	
10/31 JACKSONVILLE	6	0	6		1	0	1		7	2	9	
11/7 @ Green Bay	6	1	7		2	0	2	0.5(-6)	0	1	1	0.5(-6)
11/14 @ N.Y. Giants	4	1	5		5	2	7		3	2	5	
11/21 DETROIT	4	0	4		5	0	5		1	1	2	
11/25 NEW ORLEANS					2	0	2		1	3	4	
12/5 @ Indianapolis	5	2	7		1	0	1		1	1	2	
12/12 PHILADELPHIA	1	2	3		5	0	5	1.0(-6)	3	1	4	
12/19 WASHINGTON	2	0	2		3	1	4	1.0(-10)	3	0	3	
12/25 @ Arizona	1	1	2		2	0	2		1	0	1	
1/2/11 @ Philadelphia	2	1	3		1	0	1		2	0	2	
2010 Totals	48	11	59		41	9	50	2.5(-22)	34	16	50	0.5(-6)

The 2010 Season At A Glance

Washington 13, Dallas 7

FedEx Field, September 12, 2010

Attendance: 90,670

The Dallas Cowboys opened the 2010 season with a 13-7 road loss to the Washington Redskins, snapping a three-game opening day win streak. After Dallas punted on its opening series, Washington drove the length of the field on its first offensive drive of the season which culminated with a 29-yard Graham Gano field goal for the early lead. The Redskins upped their lead to 10-0 with only seconds remaining in the first half when Tashard Choice's fumble was scooped up by DeAngelo Hall and returned 32 yards for the score.

The Cowboys cut the game to within three points in the third quarter when Romo found Miles Austin in the endzone for a four-yard touchdown toss. The Redskins responded later in the fourth quarter with Gano's second field goal of the day (49 yards) to increase their lead to 13-7. With less than two minutes to play in regulation, Romo drove the Dallas offense from their 19-yard line to the Washington 13-yard line. With three seconds left, Romo hit Roy Williams for what appeared to be the game-winning 13-yard touchdown pass, but the call was nullified by a holding penalty called on Alex Barron as time expired.

	1	2	3	4	Final
Cowboys	0	0	3	4	7
Redskins	3	7	0	3	13

WAS	--	FG Gano 29
WAS	--	Hall 32 fumble return (Gano kick)
DAL	--	Austin 4 pass from Romo (Buehler kick)
WAS	--	FG Gano 49

	Cowboys	Redskins
First Downs	24	17
Total Net Yards	380	250
Net Yards Rushing	103	89
Net Yards Passing	277	161
Passes	48-31	32-15
Sacked/Yards	1/5	1/10
Passes Intercepted By	0	0
Punts-Average	6-40.7	6-41.2
Fumbles-Lost	1-1	2-0
Penalties-Yards	12-91	5-42
Time of Possession	34:03	25:57

Rushing

Cowboys – Barber, 8 for 39; Jones, 8 for 38; Choice, 5 for 18; Gronkowski, 1 for 8.

Redskins – Portis, 18 for 63; McNabb, 1 for 17; Johnson, 3 for 9; Bidwell, 1 for 0.

Passing

Cowboys – Romo, 31-of-47, 282 yards, 1 TD; Barber, 0-of-1, 0 yards.

Redskins – McNabb, 15-of-32, 171 yards.

Receiving

Cowboys – Austin, 10 for 146, 1 TD; Bryant, 8 for 56; Witten, 3 for 27; R.Williams, 3 for 21; Jones, 2 for 26; Barber, 2 for 1; Choice, 2 for -2; Bennett, 1 for 7.

Redskins – Cooley, 6 for 80; Moss, 6 for 77; Armstrong, 1 for 11; Sellers, 1 for 2; Portis, 1 for 1.

Chicago 27, Dallas 20

Cowboys Stadium, September 19, 2010

Attendance: 85,168

The Dallas Cowboys fell to 0-2 after suffering a 27-20 loss in the team's home opener against the Chicago Bears. Chicago took the early lead after Robbie Gould connected on a 38-yard field goal in the first quarter. Dallas answered later in the quarter when Dez Bryant scored the first touchdown of his career on a 62-yard punt return to give Dallas a 7-3 lead. The Bears retaliated with a 39-yard Jay Cutler-to-Greg Olsen touchdown hookup. Dallas again answered when Tony Romo hit rookie Chris Gronkowski for a one-yard touchdown pass that gave Dallas a 14-10 advantage. In the second quarter, Chicago added 10 unanswered points with a nine-yard touchdown pass from Cutler-to-Devin Hester, and after a Romo interception, Gould nailed a 40-yard field goal to take a 20-14 lead at halftime.

On their first drive of the second half, the Cowboys trimmed the Bears lead to 20-17 after David Buehler's 28-yard field goal. Chicago increased its lead to 27-17 in the fourth quarter after a three-yard Matt Forte touchdown catch from Cutler. Dallas came within seven points again after Buehler hit a 48-yard field goal later in the quarter, but after an unsuccessful outside kick on the ensuing kickoff, the Bears held on for the win.

	1	2	3	4	Final
Bears	10	10	0	7	27
Cowboys	7	7	3	3	20

CHI	--	FG Gould 38
DAL	--	Bryant 62 punt return (Buehler kick)
CHI	--	Olsen 39 pass from Cutler (Gould kick)
DAL	--	Gronkowski 1 pass from Romo (Buehler kick)
CHI	--	Hester 9 pass from Cutler (Gould kick)
CHI	--	FG Gould 40
DAL	--	FG Buehler 28
CHI	--	Forte 3 pass from Cutler (Gould kick)
DAL	--	FG Buehler 48

	Bears	Cowboys
First Downs	14	23
Total Net Yards	308	410
Net Yards Rushing	38	36
Net Yards Passing	270	374
Passes	29-21	51-34
Sacked/Yards	1/7	0/0
Passes Intercepted By	2	0
Punts-Average	6-39.3	3-42.3
Fumbles-Lost	0-0	1-1
Penalties-Yards	2-10	6-50
Time of Possession	26:20	33:40

Rushing

Bears – Forte, 10 for 29; Taylor, 4 for 6; Cutler, 5 for 3.

Cowboys – Barber, 11 for 31; Jones, 7 for 7; Romo, 1 for -1; Choice, 1 for -1.

Passing

Bears – Cutler, 21-of-29, 277 yards, 3 TD.

Cowboys – Romo, 34-of-51, 374 yards, 1 TD, 2 INT.

Receiving

Bears – Forte, 5 for 37, 1 TD; Bennett, 5 for 29; Knox, 4 for 86; Hester, 4 for 77, 1 TD; Taylor, 2 for 9; Olsen, 1 for 39, 1 TD.

Cowboys – Austin, 10 for 142; Bennett, 7 for 45; Witten, 5 for 51; R.Williams, 4 for 53; Gronkowski, 3 for 13, 1 TD; Bryant, 2 for 52; Jones, 2 for 12; Choice, 1 for 6.

Dallas 27, Houston 13

Reliant Stadium, September 26, 2010
Attendance: 71,456

The Dallas Cowboys earned their first win of the 2010 season after a 27-13 road victory over their interstate rival, the Houston Texans.

After a scoreless first quarter, Houston struck first early in the second quarter with a 24-yard Neil Rackers field goal. On the next drive Dallas answered with a scoring drive that was capped off by a one-yard Marion Barber rushing touchdown. After forcing the Texans to punt on the ensuing drive, the Cowboys scored on their second consecutive possession with a 49-yard David Buehler field goal as time expired in the first half, giving Dallas a 10-3 advantage.

Midway through the third quarter, the Cowboys stretched their lead to 17-3, capping off 17 unanswered points, as Roy Williams caught a 15-yard Tony Romo touchdown pass. Houston countered with a 30-yard Rackers field goal to start the fourth quarter, trimming the lead to 17-6, but Dallas responded with two more scores of its own to push the tally to 27-6 after Romo and Williams connected again — this time from 63 yards — followed by Buehler's second field goal of the game (40 yards). With the game in hand with only minutes left in regulation, the Cowboys allowed a late touchdown on a seven-yard pass from Matt Schaub-to-Kevin Walter to make the score 27-13. Despite a successful onside kick by Houston on the ensuing kickoff, the Texans were unable to score again after Schaub's final pass was picked off by Danny McCray, allowing Dallas to secure the win.

	1	2	3	4	Final
Cowboys	0	10	7	10	27
Texans	0	3	0	10	13

HOU	--	FG Rackers 24
DAL	--	Barber 1 run (Buehler kick)
DAL	--	FG Buehler 49
DAL	--	Williams 15 pass from Romo (Buehler kick)
HOU	--	FG Rackers 30
DAL	--	Williams 63 pass from Romo (Buehler kick)
DAL	--	FG Buehler 40
HOU	--	Walter 7 pass from Schaub (Rackers kick)

	Cowboys	Texans
First Downs	21	24
Total Net Yards	385	340
Net Yards Rushing	101	124
Net Yards Passing	284	216
Passes	30-23	32-23
Sacked/Yards	0/0	4/25
Passes Intercepted By	2	0
Punts-Average	2-53.5	3-36.7
Fumbles-Lost	0-0	1-1
Penalties-Yards	8-49	5-32
Time of Possession	32:20	27:40

Rushing

Cowboys — Barber, 17 for 55, 1 TD; Jones, 7 for 43; Choice, 2 for 4; Romo, 1 for 1.

Texans — Foster, 17 for 106; Slaton, 3 for 14; Ward, 2 for 4.

Passing

Cowboys — Romo, 23-of-30, 284 yards, 2 TD.

Texans — Schaub, 23-of-32, 241 yards, 1 TD, 2 INT.

Receiving

Cowboys — Witten, 7 for 56; R.Williams, 5 for 117, 2 TD; Bryant, 4 for 50; Bennett, 3 for 26; Austin, 2 for 20; Hurd, 1 for 10; Barber, 1 for 5.

Texans — Jones, 5 for 51; Johnson, 4 for 64; Foster, 4 for 20; Walter, 3 for 34, 1 TD; Daniels, 3 for 27; Leach, 1 for 18; Dressen, 1 for 18; Anderson, 1 for 6; Slaton, 1 for 3.

Tennessee 34, Dallas 27

Cowboys Stadium, October 10, 2010
Attendance: 90,616

The Dallas Cowboys suffered their third loss of the season, falling 34-27 at home against the Tennessee Titans.

Tennessee built a 10-0 lead in the first quarter by way of a Vince Young 24-yard touchdown pass to Nate Washington and a 52-yard Rob Bironas field goal. Dallas got on the scoreboard near the end of the quarter after David Buehler connected on a 51-yard field goal to bring the score to 10-3. The Titans added to their lead in the second quarter when Young found Kenny Britt for a 12-yard scoring pass to push the total to 17-3. With time winding down in the first half, the Cowboys cut the lead to 17-10 after Tony Romo found Roy Williams for a six-yard passing touchdown before halftime.

Dallas tied the game at 17-17 to open the third quarter, scoring on its first drive of the period when Romo hit Miles Austin for a 69-yard scoring strike. Tennessee responded later in the third quarter as Bironas booted a 40-yard field goal to go back on top 20-17. In the fourth quarter, the Cowboys tied the game once again, 20-20, on a 26-yard field goal by Buehler. However, the Titans retaliated on the next drive to go back up by a touchdown after a one-yard rushing plunge by Chris Johnson. The two teams found themselves knotted up at 27-27 on Dallas' very next drive after Jason Witten took an 18-yard pass into the end zone. An unsportsmanlike penalty following the touchdown forced the Cowboys to kickoff from their own 15-yard line which turned into a 73-yard kickoff return by Marc Mariani that set Tennessee up on the Dallas 11-yard line. Three plays later, Johnson would tally his second rushing touchdown of the game to give the Titans the go-ahead 34-27 advantage. After the Cowboys next possession was a turnover on downs, the defense was able to force the Titans to punt, giving the offense back the ball with less than a minute on the clock. However, Romo's pass on first down was intercepted, ending any hopes for a Dallas comeback.

	1	2	3	4	Final
Titans	10	0	0	0	10
Cowboys	0	7	0	10	17

TEN	--	Washington 24 pass from Young (Bironas kick)
TEN	--	FG Bironas 52
DAL	--	FG Buehler 51
TEN	--	Britt 12 pass from Young (Bironas kick)
DAL	--	Williams 6 pass from Romo (Buehler kick)
DAL	--	Austin 69 pass from Romo (Buehler kick)
TEN	--	FG Bironas 40
DAL	--	FG Buehler 26
TEN	--	Johnson 1 run (Bironas kick)
DAL	--	Witten 18 pass from Romo (Buehler kick)
TEN	--	Johnson 1 run (Bironas kick)

	Titans	Cowboys
First Downs	17	25
Total Net Yards	321	511
Net Yards Rushing	158	141
Net Yards Passing	163	370
Passes	25-12	46-31
Sacked/Yards	3/10	6/36
Passes Intercepted By	3	0
Punts-Average	5-34.8	2-36.0
Fumbles-Lost	1-0	0-0
Penalties-Yards	4-40	12-133
Time of Possession	23:16	36:44

Rushing

Titans — Johnson, 19 for 131, 2 TD; Young, 4 for 22; Ringer, 4 for 5.

Cowboys — Jones, 15 for 109; Barber, 6 for 19; Romo, 1 for 9; Austin, 1 for 4.

Passing

Titans — Young, 12-of-25, 173 yards, 2 TD.

Cowboys — Romo, 31-of-46, 406 yards, 3 TD, 3 INT.

Receiving

Titans — Britt, 4 for 86, 1 TD; Williams, 2 for 30; Scale, 2 for 12; Washington, 1 for 24, 1 TD; Sevens, 1 for 11; Ringer, 1 for 9; Johnson, 1 for 1.

Cowboys — Austin, 9 for 166, 1 TD; R.Williams, 6 for 87, 1 TD; Witten, 5 for 84, 1 TD; Jones, 4 for 17; Bryant, 3 for 22; Bennett, 2 for 19; Hurd, 2 for 11.

Minnesota 24, Dallas 21

HHH Metrodome, October 17, 2010

Attendance: 64,120

The Dallas Cowboys suffered a 24-21 loss at the hands of the Minnesota Vikings on the road. Roy Williams provided the first points of the game after he caught a 15-yard touchdown pass from Tony Romo in the first quarter to give Dallas the early edge. Minnesota tied the game at 7-7 after Greg Camarillo caught a 10-yard touchdown pass from Brett Favre in the same quarter. The Cowboys took the lead back late in the second quarter when Romo hooked up with Williams for the second time as the pair connected on a two-yard scoring strike that gave them the 14-7 advantage at the half.

On the opening kickoff of the second half, Minnesota's Percy Harvin returned the kick 95 yards for a touchdown to tie game at 14-14. Later in the quarter, Minnesota added to its lead on a one-yard touchdown run from Adrian Peterson to make the score 21-14. The two teams tied it up again in the fourth quarter after Dallas' Dez Bryant hauled in a 31-yard touchdown pass - the first of the rookie's career - to even the score at 21-21. However, a 38-yard field goal by Ryan Longwell on the Vikings next drive proved to be the difference as the Cowboys fell short of a comeback on two more offensive drive chances, with both failing to score any points.

	1	2	3	4	Final
Cowboys	7	7	0	7	21
Vikings	7	0	14	3	24

DAL	-- Williams 15 pass from Romo (Buehler kick)
MIN	-- Camarillo 10 pass from Favre (Longwell kick)
DAL	-- Williams 2 pass from Romo (Buehler kick)
MIN	-- Harvin 95 kickoff return (Longwell kick)
MIN	-- Peterson 1 run (Longwell kick)
DAL	-- Bryant 31 pass from Romo (Buehler kick)
MIN	-- FG Longwell 38

	Cowboys	Vikings
First Downs	16	14
Total Net Yards	314	188
Net Yards Rushing	94	96
Net Yards Passing	220	93
Passes	32-24	19-14
Sacked/Yards	0/0	3/25
Passes Intercepted By	0	2
Punts-Average	5-48.8	5-42.4
Fumbles-Lost	0-0	1-1
Penalties-Yards	11-91	5-45
Time of Possession	32:10	27:50

Rushing

Cowboys - Jones, 14 for 32; Barber, 10 for 31; Romo, 3 for 31; Gronkowski, 1 for 0.
Vikings - Peterson, 24 for 73, 1 TD; Harvin, 2 for 18; Gerhart, 1 for 4; Favre, 1 for 0.

Passing

Cowboys - Romo, 24-of-32, 220 yards, 3 TD, 2 INT.
Vikings - Favre, 14-of-19, 118 yards, 1 TD.

Receiving

Cowboys - Jones, 10 for 61; Witten, 3 for 52; R.Williams, 3 for 28, 2 TD; Barber, 3 for 15; Austin, 2 for 12; Gronkowski, 2 for 10; Bryant, 1 for 31, 1 TD.
Vikings - Moss, 5 for 55; Harvin, 3 for 21; Kleinsasser, 2 for 25; Camarillo, 2 for 15, 1 TD; Berrian, 1 for 4; Peterson, 1 for -2.

N.Y. Giants 41, Dallas 35

Cowboys Stadium, October 25, 2010

Attendance: 91,375

The Dallas Cowboys lost their fifth game of the season after falling to the New York Giants 41-35 at home.

Dallas took a 10-0 lead in the first quarter after converting two Eli Manning interceptions (one by Terence Newman and one by Gerald Sensabaugh) into points, including a Tony Romo four-yard touchdown pass to Jason Witten after the first turnover and a 26-yard David Buehler field goal on the second pick. New York got on the board with a seven-yard Manning touchdown pass to Hakeem Nicks. Following a punt on Dallas' next possession, the Cowboys defense recovered a Brandon Jacobs fumble. On the ensuing drive, Romo suffered a shoulder injury and did not return. Jon Kitna entered the game and led the offense to a 41-yard Buehler field goal, pushing the lead to 13-7 in the second quarter. With the defense forcing another New York punt, rookie Dez Bryant returned the boot 93 yards for a score to increase the Dallas lead to 20-7. However, the Giants scored 17 unanswered points on their next three drives by way of two Manning touchdowns (eight yards to Nicks and 14 yards to Steve Smith) and a 53-yard Lawrence Tynes field goal to allow them to take a 24-20 lead at the half.

New York extended its lead in the third quarter with two more unanswered touchdowns (a 25-yard Manning-to-Mario Manningham pass and a 30-yard Jacobs rush) that pushed its lead to 38-20. In the fourth quarter, Dallas struck again when Kitna found Bryant for a 15-yard passing touchdown to cut the Giants lead to 38-28. After the Cowboys' outside kick attempt failed on the ensuing kickoff, Tynes converted a 26-yard field goal that moved the lead to 41-28. The Cowboys scored once more on another Kitna-to-Bryant 15-yard passing connection, cutting the lead to 41-35 with less than a minute remaining, but another outside kick attempt was foiled by New York, allowing the Giants to hold on for the win.

	1	2	3	4	Final
Giants	7	17	14	3	41
Cowboys	10	10	0	15	35

DAL	-- Witten 4 pass from Romo (Buehler kick)
DAL	-- FG Buehler 26
NYG	-- Nicks 7 pass from Manning (Tynes kick)
DAL	-- FG Buehler 41
DAL	-- Bryant 93 punt return (Buehler kick)
NYG	-- Nicks 8 pass from Manning (Tynes kick)
NYG	-- Smith 14 pass from Manning (Tynes kick)
NYG	-- FG Tynes 53
NYG	-- Manningham 25 pass from Manning (Tynes kick)
NYG	-- Jacobs 30 run (Tynes kick)
DAL	-- Bryant 15 pass from Kitna (Kitna pass to Witten)
NYG	-- FG Tynes 26
DAL	-- Bryant 15 pass from Kitna (Buehler kick)

	Giants	Cowboys
First Downs	25	14
Total Net Yards	497	254
Net Yards Rushing	200	41
Net Yards Passing	297	213
Passes	35-25	40-21
Sacked/Yards	1/9	3/13
Passes Intercepted By	0	3
Punts-Average	3-55.0	6-51.7
Fumbles-Lost	3-2	2-2
Penalties-Yards	6-46	5-42
Time of Possession	37:31	22:29

Rushing

Giants - Bradshaw, 24 for 126; Jacobs, 12 for 75, 1 TD; Manning, 1 for -1.
Cowboys - Jones, 9 for 35; Barber, 4 for 6.

Passing

Giants - Manning, 25-of-35, 306 yards, 4 TD, 3 INT.
Cowboys - Kitna, 16-of-33, 187 yards, 2 TD; Romo, 5-of-7, 39 yards, 1 TD.

Receiving

Giants - Nicks, 9 for 108, 2 TD; Smith, 9 for 101, 1 TD; Manningham, 3 for 40, 1 TD; Bradshaw, 2 for 12; Moss, 1 for 23; Barden, 1 for 22.
Cowboys - Witten, 9 for 95, 1 TD; Bryant, 4 for 54, 2 TD; Austin, 3 for 38; Jones, 3 for 27; Barber, 1 for 7; Bennett, 1 for 5.

Jacksonville 35 Dallas 17**Cowboys Stadium, October 31, 2010****Attendance: 81,395**

The Dallas Cowboys lost to the Jacksonville Jaguars by a 35-17 margin at home.

Making his first start as a Cowboy, Jon Kitna filled in for an injured Tony Romo (fractured clavicle) to lead the Dallas offense to three points on the first drive of the game, capped off by a 34-yard David Buehler field goal. Jacksonville countered on its first offensive drive with a 10-yard David Garrard-to-Mike Sims-Walker touchdown pass to take a 7-3 lead in the first quarter. The Jaguars added to their lead in the second quarter when Marcedes Lewis caught a nine-yard scoring strike from Garrard that pushed their lead to 14-3 where it would remain by the end of the first half.

Jacksonville had two consecutive unanswered scores - both Garrard touchdown passes to Mike Thomas (15 yards) and Lewis (nine yards), respectively - in the third quarter to up the lead to 28-3. Dallas finally struck back in the fourth quarter on a one-yard rushing touchdown by Marion Barber to cut the lead to 28-10. However, the Jaguars scored again on a Garrard two-yard touchdown run to up their lead to 35-10 with less than six minutes left in regulation. The Cowboys scored once more on an eight-yard Kitna-to-Jason Witten passing touchdown, bringing the score to 35-17 to provide the final margin.

	1	2	3	4	Final
Jaguars	7	7	14	7	35
Cowboys	3	0	0	14	17

DAL	--	FG Buehler 34
JAC	--	Sims-Walker 10 pass from Garrard (Scobee kick)
JAC	--	Lewis 42 pass from Garrard (Scobee kick)
JAC	--	Thomas 15 pass from Garrard (Scobee kick)
JAC	--	Lewis 9 pass from Garrard (Scobee kick)
DAL	--	Barber 1 run (Buehler kick)
JAC	--	Garrard 2 run (Scobee kick)
DAL	--	Witten 8 pass from Kitna (Buehler kick)

	Jaguars	Cowboys
First Downs	20	25
Total Net Yards	387	415
Net Yards Rushing	149	50
Net Yards Passing	238	365
Passes	21-17	49-34
Sacked/Yards	2/14	2/14
Passes Intercepted By	4	0
Punts-Average	5-48.4	3-44.7
Fumbles-Lost	1-1	1-0
Penalties-Yards	6-36	3-20
Time of Possession	32:35	27:25

Rushing

Jaguars - Jones-Drew, 27 for 135; Thomas, 1 for 9; Karim, 4 for 3; Garrard, 2 for 2, 1 TD.

Cowboys - Jones, 8 for 22; Barber, 9 for 16, 1 TD; Kitna, 5 for 12.

Passing

Jaguars - Garrard, 17-of-21, 260 yards, 4 TD.

Cowboys - Kitna, 34-of-49, 379 yards, 1 TD, 4 INT.

Receiving

Jaguars - Sims-Walker, 8 for 153, 1 TD; Thomas, 4 for 41, 1 TD; Lewis, 2 for 51, 2 TD; Jones-Drew, 2 for 13; Jones, 1 for 2.

Cowboys - Witten, 10 for 97, 1 TD; Austin, 7 for 117; Bryant, 7 for 84; Choice, 4 for 27; Jones, 3 for 14; Hurd, 2 for 19; R.Williams, 1 for 21.

Green Bay 45, Dallas 7**Lambeau Field, November 7, 2010****Attendance: 70,913**

The Dallas Cowboys were defeated by the Green Bay Packers 45-7 at Lambeau Field.

With no scoring by either team in the first quarter, Green Bay provided the first 28 points of the contest in the second quarter. Two Brandon Jackson touchdowns (a nine yard touchdown reception from Aaron Rodgers and a two-yard rushing touchdown) were followed by an eight-yard passing touchdown from Rodgers-to-Greg Jennings. The second quarter scoring was capped off by a 26-yard Nick Collins fumble return for a score following a Bryan McCann fumble on a kickoff return. With seconds remaining in the first half, Dallas' offense finally got on the board when Jon Kitna drove the offense down the field and found Dez Bryant in the corner of the end zone for a two-yard touchdown that made the score 28-7 at halftime.

The second half was more of the same, with the Packers scoring one touchdown in the third quarter on a 10-yard toss from Rodgers-to-James Jones that increased the lead to 35-7. Green Bay added 10 more points after a 26-yard Mason Crosby field goal and a 62-yard Clay Matthews interception return for a score to provide the final 45-7 margin.

	1	2	3	4	Final
Cowboys	0	7	0	0	7
Packers	0	28	7	10	45

GB	--	Jackson 9 pass from Rodgers (Crosby kick)
GB	--	Jackson 2 run (Crosby kick)
GB	--	Jennings 8 pass from Rodgers (Crosby kick)
GB	--	Collins 26 fumble return (Crosby kick)
DAL	--	Bryant 2 pass from Kitna (Buehler kick)
GB	--	Jones 10 pass from Rodgers (Crosby kick)
GB	--	FG Crosby 26
GB	--	Matthews 62 interception return

	Cowboys	Packers
First Downs	12	26
Total Net Yards	205	415
Net Yards Rushing	39	138
Net Yards Passing	166	277
Passes	30-19	35-27
Sacked/Yards	4/17	1/12
Passes Intercepted By	0	2
Punts-Average	6-52.8	2-49.5
Fumbles-Lost	4-2	2-0
Penalties-Yards	5-40	2-20
Time of Possession	22:04	37:56

Rushing

Cowboys - Jones, 5 for 16; Barber, 6 for 14; Choice, 3 for 9.

Packers - Kuhn, 13 for 50; Jackson, 13 for 42, 1 TD; Rodgers, 5 for 41; Nance, 4 for 5.

Passing

Cowboys - Kitna, 19-of-30, 183 yards, 1 TD, 2 INT.

Packers - Rodgers, 27-of-34, 289 yards, 3 TD; Flynn, 0-of-1, 0 yards.

Receiving

Cowboys - Bryant, 9 for 86, 1 TD; Witten, 3 for 44; Bennett, 3 for 20; Austin, 2 for 16; Hurd, 1 for 11; R.Williams, 1 for 6.

Packers - Jones, 8 for 123, 1 TD; Jennings, 7 for 80, 1 TD; Nelson, 4 for 42; Jackson, 4 for 26, 1 TD; Kuhn, 2 for 12; Crabtree, 1 for 4; Swain, 1 for 2.

Dallas 33, N.Y. Giants 20

New Meadowlands Stadium, November 14, 2010

Attendance: 80,851

The Dallas Cowboys earned their second win of the season - and first for interim head coach Jason Garrett - after downing the New York Giants 33-20 at New Meadowlands Stadium.

After New York took the first lead on a 43-yard Lawrence Tynes field goal, Dallas scored the 19 unanswered points. Beginning in the first quarter, Dez Bryant got the Cowboys on the board with a 13-yard touchdown grab from Jon Kitna (extra point blocked). Following a 22-yard David Buehler field goal to start the second quarter, rookie Bryan McCann returned an interception 101 yards for a touchdown. Buehler capped the scoring spree with another field goal (23 yards) to allow the Cowboys to reach a 19-3 advantage. Tynes hit a 25-yard field goal before the end of the half to show a 19-6 Dallas lead at halftime.

Dallas got back to its scoring ways in the third quarter, scoring on its opening drive when Kitna hit Felix Jones for a 71-yard touchdown connection, bringing the lead to 26-6. The Giants countered with a five-yard Eli Manning-to-Mario Manningham touchdown pass on the next drive, cutting the lead to 26-13. The Cowboys answered again with another score as Kitna found Miles Austin from 24 yards out to push the lead back up to 33-13. New York scored once more when Manning hit Kevin Boss for a 35-yard touchdown in the third quarter to make the score 33-20. However, the Dallas defense came through in the fourth quarter, shutting the Giants offense out while allowing the team to hold on for the first win under Garrett.

	1	2	3	4	Final
Cowboys	6	13	14	0	33
Giants	3	3	14	0	20

NYG	--	FG Tynes 43
DAL	--	Bryant 13 pass from Kitna (Buehler kick blocked)
DAL	--	FG Buehler 22
DAL	--	McCann 101 interception return (Buehler kick)
DAL	--	FG Buehler 23
NYG	--	FG Tynes 25
DAL	--	Jones 71 pass from Kitna (Buehler kick)
NYG	--	Manningham 5 pass from Manning (Tynes kick)
DAL	--	Austin 24 pass from Kitna (Buehler kick)
NYG	--	Boss 35 pass from Manning (Tynes kick)

	Cowboys	Giants
First Downs	15	25
Total Net Yards	427	480
Net Yards Rushing	103	107
Net Yards Passing	324	373
Passes	22-13	48-33
Sacked/Yards	1/3	0/0
Passes Intercepted By	2	1
Punts-Average	3-53.3	4-42.3
Fumbles-Lost	0-0	2-1
Penalties-Yards	5-60	8-69
Time of Possession	22:09	37:51

Rushing

Cowboys - Jones, 14 for 51; Barber, 8 for 47; Kitna, 4 for 5; Austin, 1 for 0
Giants - Bradshaw, 20 for 73; Jacobs, 5 for 17; Manning, 3 for 17.

Passing

Cowboys - Kitna, 13-of-22, 327 yards, 3 TD, 1 INT.
Giants - Manning, 33-of-48, 373 yards, 2 TD, 2 INT.

Receiving

Cowboys - Bryant, 3 for 104, 1 TD; Jones, 3 for 85, 1 TD; Austin, 2 for 68, 1 TD; R.Williams, 2 for 33; Bennett, 1 for 32; Witten, 1 for 7; Barber, 1 for -2
Giants - Manningham, 10 for 91, 1 TD; Bradshaw, 6 for 62; Nicks, 5 for 82; Boss, 5 for 81, 1 TD; Barden, 3 for 34; Beckum, 2 for 12; Jacobs, 2 for 11.

Dallas 35, Detroit 19

Cowboys Stadium, November 21, 2010

Attendance: 81,261

The Dallas Cowboys won their second straight game - third overall - after a decisive 35-19 victory over the Detroit Lions at home.

Dallas struck first with a touchdown late in the first quarter when Dez Bryant caught a one-yard Jon Kitna pass in the end zone. Detroit then scored the next 10 points in the second quarter. First, Dave Rayner nailed a 47-yard field goal and later in the quarter, the Lions capitalized on a Felix Jones fumble after a nine-yard Shaun Hill-to-Nate Burleson touchdown pass, giving the Lions a 10-7 lead at halftime.

Detroit increased its lead to 12-7 in the third quarter after a holding penalty on Dallas' Leonard Davis in the end zone led to a safety. The Cowboys re-took the lead later in the third quarter when Bryan McCann returned a punt 97 yards for a touchdown to make the score 14-12. After forcing the Lions to punt again on their next offensive drive, Dallas' offense then put up more points - in the third quarter on its next drive with a Kitna-to-Miles Austin three-yard passing touchdown, making the score 21-12. Detroit next cut the lead to 21-19, still in the third quarter, when Calvin Johnson caught a 14-yard touchdown pass from Shaun Hill. However, the Cowboys put the game out of reach in the fourth quarter with two unanswered touchdowns. First, Kitna hooked up again with Austin for a four-yard touchdown pass. Then with minutes remaining in the game, Kitna ran 29 yards on fourth-and-one for a touchdown, ending the scoring at 35-19 and giving Dallas the victory.

	1	2	3	4	Final
Lions	0	10	9	0	19
Cowboys	7	0	14	14	35

DAL	--	Bryant 1 pass from Kitna (Buehler kick)
DET	--	FG Rayner 47
DET	--	Burleson 9 pass from Hill (Rayner kick)
DET	--	Safety - penalty on L.Davis in end zone
DAL	--	McCann 97 punt return
DAL	--	Austin 3 pass from Kitna (Buehler kick)
DET	--	C.Johnson 14 pass from Hill (Rayner kick)
DAL	--	Austin 4 pass from Hill (Buehler kick)
DAL	--	Kitna 29 run (Buehler kick)

	Lions	Cowboys
First Downs	17	19
Total Net Yards	338	265
Net Yards Rushing	75	134
Net Yards Passing	263	131
Passes	47-32	24-18
Sacked/Yards	3/26	2/16
Passes Intercepted By	0	1
Punts-Average	6-46.3	4-49.8
Fumbles-Lost	1-1	2-1
Penalties-Yards	10-76	6-39
Time of Possession	29:56	30:04

Rushing

Lions - Morris, 10 for 31; Burleson, 1 for 15; Felton, 4 for 14; Brown, 1 for 9; Logan, 1 for 4; Best, 3 for 2.
Cowboys - Jones, 11 for 51; Kitna, 4 for 40, 1 TD; Barber, 13 for 36; Choice, 2 for 7.

Passing

Lions - Hill, 32-of-47, 289 yards, 2 TD, 1 INT.
Cowboys - Kitna, 18-of-24, 147 yards, 3 TD.

Receiving

Lions - Pettigrew, 8 for 75; Burleson, 7 for 97, 1 TD; C.Johnson, 6 for 46, 1 TD; Morris, 4 for 40; Best, 4 for 15; Brown, 2 for 6; Scheffler, 1 for 10.
Cowboys - Witten, 4 for 48; Jones, 3 for 35; Bryant, 3 for 8, 1 TD; R.Williams, 2 for 20; Choice, 2 for 14; Austin, 2 for 7, 2 TD; Barber, 1 for 15; Gronkowski, 1 for 0.

New Orleans 30, Dallas 27

Cowboys Stadium, November 25, 2010

Attendance: 93,985

The Dallas Cowboys suffered a 30-27 loss to the New Orleans Saints, snapping a four-game Thanksgiving Day win streak.

Chris Ivory got New Orleans on the board with a three-yard touchdown run on the first drive of the game. The Saints scored 10 more points in the first quarter behind a 50-yard Garrett Hartley field goal and another Ivory touchdown run (six yards) to push their lead to 17-0. Dallas answered in the second quarter with three points as David Buehler nailed a 21-yarder. New Orleans countered with a 45-yard Hartley field goal to up the lead to 20-3. Dallas scored before time expired in the first half when Buehler connected on a 53-yard field goal to make the score 20-6.

On the opening drive of the second half, Miles Austin took a handoff 60 yards for a score to cut the Dallas deficit to 20-13. The Saints answered with a 28-yard Hartley field goal. Later in the third quarter, a Reggie Bush fumble on a punt return gave Dallas the ball back. Marion Barber then rumbled into the end zone from one yard out to trim the Saints lead to 23-20. Another New Orleans turnover - a Gerald Sensabaugh interception off Drew Brees - led to six more points for Dallas when Tashard Choice added a one-yard rushing touchdown that allowed the Cowboys to take their first lead of the game at 27-23. Looking to seal the game late, Dallas' attempt was foiled when a 47-yard Jon Kitna-to-Roy Williams passing connection turned into a turnover after Williams was stripped of the ball by Malcolm Jenkins, allowing the Saints to take control of the ball. With less than two minutes remaining, Brees found Lance Moore in the end zone for a 12-yard scoring toss that gave the Saints the final 30-27 edge.

	1	2	3	4	Final
Saints	17	3	3	7	30
Cowboys	0	6	14	7	27

NO	--	Ivory 3 run (Hartley kick)
NO	--	FG Hartley 50
NO	--	Ivory 6 run (Hartley kick)
DAL	--	FG Buehler 21
NO	--	FG Hartley 45
DAL	--	FG Buehler 53
DAL	--	Austin 60 run (Buehler kick)
NO	--	FG Hartley 28
DAL	--	Barber 1 run (Buehler kick)
DAL	--	Choice 1 run (Buehler kick)
NO	--	Moore 12 pass from Brees (Hartley kick)

	Saints	Cowboys
First Downs	21	24
Total Net Yards	414	457
Net Yards Rushing	81	144
Net Yards Passing	333	313
Passes	39-23	42-30
Sacked/Yards	2/19	1/0
Passes Intercepted By	1	1
Punts-Average	2-60.0	2-55.0
Fumbles-Lost	2-1	7-2
Penalties-Yards	4-30	4-19
Time of Possession	25:19	34:41

Rushing

Saints - J.Jones, 10 for 45; Ivory, 7 for 38; 2 TD; Bush, 1 for 1; Brees, 3 for -3.
Cowboys - Austin, 1 for 60, 1 TD; Jones, 13 for 44; Kitna, 5 for 20; Barber, 10 for 19, 1 TD; Choice, 1 for 1, 1 TD; Bryant, 1 for 0; McBriar, 1 for 0.

Passing

Saints - Brees, 23-of-39, 352 yards, 1 TD, 1 INT.
Cowboys - Kitna, 30-of-42, 313 yards, 1 INT.

Receiving

Saints - Colston, 6 for 105; Moore, 5 for 39, 1 TD; Henderson, 4 for 97; Graham, 3 for 23; J.Jones, 3 for 21; Meacham, 1 for 55; Bush, 1 for 12.
Cowboys - Witten, 10 for 99; Jones, 7 for 69; R.Williams, 5 for 83; Austin, 3 for 25; Bennett, 2 for 17; Barber, 2 for 8; Hurd, 1 for 12.

Dallas 38, Indianapolis 35 (OT)

Lucas Oil Stadium, December 5, 2010

Attendance: 81,261

The Dallas Cowboys took home a 38-35 overtime decision at the Indianapolis Colts.

Dallas scored on its first two possessions to gain a 10-0 lead in the first quarter. First by way of a Tashard Choice 20-yard rushing touchdown, then a 30-yard David Buehler field goal. Dallas pushed its lead to 17-0 early in the second frame when Orlando Scandrick returned an interception 40-yards for a score. Indianapolis answered in the second quarter when Peyton Manning found Pierre Garcon for a 13-yard touchdown pass that made the score 17-7 at halftime.

In the third quarter, Manning found Reggie Wayne from 34 yards out to trim the lead to 17-14. Dallas scored the next 10 points by way of a 46-yard Buehler field goal followed by a 31-yard Sean Lee interception return to increase its lead to 27-14. Indianapolis used a 14-point fourth quarter run to gain its first lead at 28-27. First Javaris James rushed in from one yard. That was followed a blocked punt was returned two yards by Taj Smith for the touchdown to give the Colts the lead. Looking to take the lead with a field goal with less than 3:00 in regulation, Dallas added a touchdown after a leverage penalty by Indianapolis on the try gave the Cowboys offense another chance. Jon Kitna hit Jason Witten for a two-yard touchdown pass to make the score 35-28 after a successful two-point conversion (Kitna-to-Roy Williams pass). With less than 0:30 remaining, James scored for the Colts on a two-yard run to tie things up at 35-35 and send the game into overtime.

In extra time, each team traded punts before another Manning interception (Lee's second of the game) gave Dallas the ball back on the Indianapolis 36-yard line. Buehler nailed a 38-yard field goal six plays later for his first career game-winner.

	1	2	3	4	3	Final
Cowboys	10	7	10	8	3	38
Colts	0	7	7	21	0	35

DAL	--	Choice 20 run (Buehler kick)
DAL	--	FG Buehler 30
DAL	--	Scandrick 40 interception return (Buehler kick)
IND	--	Garcon 13 pass from Manning (Vinateri kick)
IND	--	Wayne 34 pass from Manning (Vinateri kick)
DAL	--	FG Buehler 46
DAL	--	Lee 31 interception return (Buehler kick)
IND	--	James 1 run (Vinateri kick)
IND	--	T.Smith 2 blocked punt return (Vinateri kick)
DAL	--	Witten 2 pass from Kitna (Kitna pass to R.Williams)
IND	--	James 2 run (Vinateri kick)
DAL	--	FG Buehler 38

	Cowboys	Colts
First Downs	24	24
Total Net Yards	368	405
Net Yards Rushing	217	40
Net Yards Passing	151	365
Passes	26-18	48-36
Sacked/Yards	2/16	0/0
Passes Intercepted By	4	0
Punts-Average	4-36.5	3-41.7
Fumbles-Lost	2-0	0-0
Penalties-Yards	5-35	3-28
Time of Possession	40:00	27:05

Rushing

Cowboys - Choice, 19 for 100, 1 TD; Jones, 22 for 83; Kitna, 4 for 28; Austin, 1 for 6.
Colts - James, 6 for 18, 2 TD; Garcon, 1 for 11; Hart, 5 for 8; Brown, 4 for 4; Manning, 1 for -1.

Passing

Cowboys - Kitna, 18-of-26, 167 yards, 1 TD.
Colts - Manning, 36-of-48, 365 yards, 2 TD, 4 INT.

Receiving

Cowboys - Witten, 5 for 42, 1 TD; Austin, 4 for 47; Bennett, 3 for 24; Jones, 3 for 8; Williams, 2 for 32; Bryant, 1 for 14.
Colts - Wayne, 14 for 200, 1 TD; Garcon, 8 for 56, 1 TD; Tammie, 4 for 47; White, 4 for 32; James, 2 for 17; Hart, 2 for 1; Eldridge, 1 for 8; Brown, 1 for 4.

Philadelphia 30, Dallas 27

Cowboys Stadium, December 12, 2010
Attendance: 85,673

The Dallas Cowboys suffered a 30-27 home loss to the Philadelphia Eagles on Sunday night.

Philadelphia scored on the opening drive which concluded with a one-yard Michael Vick rushing touchdown to take the first lead. Dallas fired back on the next drive with a Jon Kitna-to-Jason Witten scoring strike from one yard out to knot the game at 7-7. The Eagles took the lead once again with a two-yard Vick-to-Todd Herremans touchdown pass in the second quarter that made the score 14-7. The Cowboys answered before the end of the half when David Buehler hit a 50-yard field goal to trim the lead to 14-10.

Dallas opened the second half with 10 unanswered points on its first two drives in the third quarter. Buehler booted a 43-yard field goal and Felix Jones added a three-yard rushing touchdown to give the Cowboys their first lead of the game at 20-14. However, Philadelphia scored 16 unanswered points, spanning the third and fourth quarters with David Akers hitting three field goals (39, 50, 28) and DeSean Jackson catching a 91-yard touchdown pass from Vick that allowed the Eagles to compile a 30-20 advantage midway through the fourth quarter. With under five minutes to go in the game, Dallas cut the lead to 30-27 when Kitna found Witten for the second time - this time from 22 yards out. However, with 4:22 left in regulation, the Eagles were able to run out the clock to secure the 30-27 win.

	1	2	3	4	Final
Eagles	7	7	3	13	30
Cowboys	7	3	10	7	27

	Eagles	Cowboys
First Downs	18	22
Total Net Yards	429	349
Net Yards Rushing	171	110
Net Yards Passing	258	239
Passes	26-16	35-24
Sacked/Yards	2/12	1/3
Passes Intercepted By	2	2
Punts-Average	3-45.3	5-47.8
Fumbles-Lost	0-0	1-0
Penalties-Yards	6-59	5-40
Time of Possession	27:51	32:09

Rushing

Eagles - McCoy, 16 for 149; Vick, 8 for 16, 1 TD; Jackson, 2 for 6; Harrison, 1 for 0.
Cowboys - Jones, 13 for 41, 1 TD; Kitna, 3 for 27; Austin, 1 for 26; Choice, 7 for 16.

Passing

Eagles - Vick, 16-of-26, 270 yards, 2 TD, 2 INT.
Cowboys - Kitna, 24-of-35, 242 yards, 2 TD, 2 INT.

Receiving

Eagles - Jackson, 4 for 210, 1 TD; Avant, 3 for 18; McCoy, 3 for 4; Hall, 2 for 12; Maclin, 1 for 11; Cooper, 1 for 11; Herremans, 1 for 2, 1 TD; Schmitt, 1 for 2.
Cowboys - Witten, 7 for 69, 2 TD; Jones, 4 for 42; Bennett, 4 for 30; Ogletree, 3 for 34; R.Williams, 2 for 23; Austin, 2 for 22; Choice, 1 for 17; Hurd, 1 for 5.

Dallas 33, Washington 30

Cowboys Stadium, December 19, 2010
Attendance: 86,904

The Dallas Cowboys won their 2010 home finale with a 33-30 victory over the Washington Redskins.

Dallas opened the game with a 13-0 lead in the first two quarters. David Buehler began the scoring with a 42-yard field goal and a three-yard passing touchdown from Jon Kitna-to-Miles Austin allowed the Cowboys to mount the 10-point advantage through the first quarter. In the second quarter, Buehler hit a 20-yard field goal to push the lead to 13-0 before Washington's Ryan Torain scored on a 19-yard pass from Rex Grossman to cut the lead to 13-7. Dallas added to their lead in the second quarter when Kitna found Jason Witten for a 14-yard passing touchdown to make the score 20-7 by the end of the first half.

A three-yard rushing touchdown by Tashard Choice allowed the Cowboys to reach a 27-7 advantage in the third quarter. Later in the third quarter, Santana Moss caught a 10-yard passing touchdown from Grossman to allow the Redskins to close the gap to 27-14. Dallas answered with a 20-yard Buehler field goal in the third quarter that upped the lead to 30-14. In the fourth quarter, Washington went on a 16-0 scoring run to tie the game at 30-30 behind two Grossman touchdowns (five yards to Chris Cooley; five yards to Mike Sellers) along with two successful two point conversions. With less than 1:00 remaining, Buehler nailed a 39-yard field goal to give the Cowboys a 33-30 lead. With the Redskins driving, Terence Newman picked off a Grossman pass to end Washington's scoring threat and allow Dallas to escape with a 33-30 victory.

	1	2	3	4	Final
Redskins	0	7	7	16	30
Cowboys	10	10	10	3	33

	Redskins	Cowboys
DAL	-- FG Buehler 42	
DAL	-- Austin 3 pass from Kitna (Buehler kick)	
DAL	-- FG Buehler 20	
WAS	-- Torain 19 pass from Grossman (Gano kick)	
DAL	-- Witten 14 pass from Kitna (Buehler kick)	
DAL	-- Choice 3 run (Buehler kick)	
WAS	-- Moss 10 pass from Grossman (Gano kick)	
DAL	-- FG Buehler 20	
WAS	-- Moss 5 pass from Grossman (Grossman pass to Cooley)	
WAS	-- Cooley 5 pass from Grossman (Grossman pass to Sellers)	
DAL	-- FG Buehler 39	

Rushing

Redskins - Torain, 11 for 53; K.Williams, 1 for 4; Moss, 2 for -1; Grossman, 1 for -1.
Cowboys - Jones, 12 for 70; Choice, 15 for 53, 1 TD; Kitna, 4 for 11.

Passing

Redskins - Grossman, 25-of-43, 322 yards, 4 TD, 2 INT.
Cowboys - Kitna, 25-of-37, 305 yards, 2 TD.

Receiving

Redskins - Moss, 8 for 72, 2 TD; Armstrong, 5 for 100; Cooley, 5 for 62, 1 TD; Torain, 5 for 48, 1 TD; Sellers, 1 for 27; K.Williams, 1 for 13.
Cowboys - Witten, 10 for 140, 1 TD; Hurd, 4 for 35; Choice, 4 for 31; Austin, 3 for 38, 1 TD; Jones, 2 for 47; Gronkowski, 1 for 12; Bennett, 1 for 2.

Arizona 27, Dallas 26

University of Phoenix Stadium, December 25, 2010

Attendance: 66,971

The Dallas Cowboys were defeated by the Arizona Cardinals, 27-26, in a Christmas night matchup on the road.

Back-to-back interception returns for touchdowns (Dominique Rodgers-Cromartie - 32 yards; Greg Toler - 66 yards) off of Jon Kitna passes on Dallas' first two drives gave Arizona the early 14-0 lead. The Cowboys got on the board in the second quarter when David Buehler hit a 42-yard field goal. Later in the same quarter, John Skelton found Andre Roberts for a 74-yard touchdown pass to up the Cardinals lead to 21-3. The Cowboys answered with a two-yard Jon Kitna-to-Jason Witten connection, trimming the lead to 21-10 by halftime.

Dallas used a 10-point run in the third quarter to climb back into the game after a 53-yard Buehler field goal followed by a 24-yard Marion Barber rushing touchdown. A 49-yard Jay Feely field goal created a 24-20 advantage for the Cardinals in the fourth quarter, but the Cowboys answered behind the first passing touchdown of Stephen McGee's career - who entered the game in place of an injured Kitna (hip) - hitting Miles Austin from 37 yards out to give Dallas its first lead at 26-24 (missed PAT). With less than 2:00 remaining, Arizona drove to the Dallas 30-yard line where Feely connected on the game-winning 48-yard field goal. Dallas was left with 0:05, but was unable to score, leaving the margin at 27-26.

	1	2	3	4	Final
Cowboys	0	10	10	6	26
Cardinals	14	7	0	6	27
ARI -- Rodgers-Cromartie 32 interception return (Feely kick)					
ARI -- Toler 66 interception return (Feely kick)					
DAL -- FG Buehler 42					
ARI -- Roberts 74 pass from Skelton (Feely kick)					
DAL -- Witten 2 pass from Kitna (Buehler kick)					
DAL -- FG Buehler 53					
ARI -- Barber 24 run (Buehler kick)					
ARI -- FG Feely 49					
DAL -- Austin 37 pass from McGee (kick failed)					
ARI -- FG Feely 48					

	Cowboys	Cardinals
First Downs.....	24	10
Total Net Yards.....	382	271
Net Yards Rushing.....	183	93
Net Yards Passing.....	199	178
Passes.....	37-23	25-11
Sacked/Yards.....	5/27	1/5
Passes Intercepted By.....	0	2
Punts-Average.....	5-53.4	6-46.8
Fumbles-Lost.....	4-1	1-0
Penalties-Yards.....	7-49	6-43
Time of Possession.....	38:05	21:55

Rushing

Cowboys -- Jones, 16 for 77; Barber, 8 for 58; 1 TD; McGee, 4 for 19; Choice, 4 for 16; Kitna, 1 for 7; Austin, 1 for 6.
Cardinals -- Wells, 11 for 47; Hightower, 6 for 23; Skelton, 3 for 21; Wright, 1 for 2.

Passing

Cowboys -- Kitna, 12-of-20, 115 yards, 1 TD, 2 INT; McGee, 11-of-17, 11 yards, 1 TD.
Cardinals -- Skelton, 11-of-25, 183 yards, 1 TD.

Receiving

Cowboys -- Witten, 8 for 45, 1 TD; Austin, 6 for 115, 1 TD; Bennett, 3 for 22; Choice, 3 for 16; Hurd, 2 for 17; Jones, 1 for 11.
Cardinals -- Roberts, 5 for 110, 1 TD; Komar, 3 for 31; Fitzgerald, 1 for 26; Mauli, 1 for 10; Hightower, 1 for 6.

Dallas 14, Philadelphia 13

Lincoln Financial Field, January 2, 2011

Attendance: 69,144

The Dallas Cowboys closed out the 2010 season with a 14-13 road victory over the Philadelphia Eagles. With the game featuring new starting quarterback Stephen McGee at the helm of the offense due to injuries to both Tony Romo (IR-collared) and Jon Kitna (hip), Dallas found itself down 7-0 in the second quarter. Following a scoreless first quarter, Philadelphia's Kevin Kolb hit Chad Hall on a four-yard touchdown toss. The Cowboys defense tied the game at 7-7 later in the second quarter after a fumble by Kolb was picked up by DeMarcus Ware and returned 17-yards for a score.

After play resumed following halftime, neither team scored in the third quarter. The Eagles then re-took the lead behind two David Akers field goals (43, 22) in the fourth quarter that made the score 13-7. With less than three minutes remaining in regulation, McGee guided the offense on the game-winning drive, going 54 yards on nine plays. The drive was capped off with a four-yard touchdown pass to Jason Witten, giving Dallas the 14-13 edge. With under 1:00 left, Kolb threw an interception to Terence Newman on Philadelphia's final drive to give the Cowboys the win.

	1	2	3	4	Final
Cowboys	0	7	0	7	14
Eagles	0	7	0	6	13

PHI -- Hall 4 pass from Kolb (Akers kick)
DAL -- Ware 17 fumble return (Buehler kick)
PHI -- FG Akers 43
PHI -- FG Akers 22
DAL -- Witten 4 pass from McGee (Buehler kick)

	Cowboys	Eagles
First Downs.....	14	14
Total Net Yards.....	272	244
Net Yards Rushing.....	159	124
Net Yards Passing.....	113	120
Passes.....	27-11	36-18
Sacked/Yards.....	2/14	6/42
Passes Intercepted By.....	3	0
Punts-Average.....	8-44.6	7-38.3
Fumbles-Lost.....	1-1	2-1
Penalties-Yards.....	6-45	4-40
Time of Possession.....	29:10	30:50

Rushing

Cowboys -- Jones, 11 for 81; McGee, 9 for 55; Choice, 7 for 20; Gronkowski, 3 for 9; Barber, 3 for 3; Austin, 1 for -9.
Eagles -- Harrison, 21 for 99; Kolb, 3 for 12; Buckley, 2 for 11; Hall, 1 for 2.

Passing

Cowboys -- McGee, 11-of-27, 127 yards, 1 TD.
Eagles -- Kolb, 18-of-36, 162 yards, 1 TD, 3 INT.

Receiving

Cowboys -- Witten, 4 for 46, 1 TD; Austin, 2 for 62; Bennett, 2 for 11; Johnson, 1 for 6; Williams, 1 for 6; Jones, 1 for -4.
Eagles -- Hall, 6 for 84, 1 TD; Harrison, 5 for 17; Harbor, 4 for 32; Avant, 1 for 21; Cooper, 1 for 5; Schmitt, 1 for 3.

2010 Regular Season Statistics

RECORD: 6-10
THIRD PLACE, NFC EAST
HEAD COACH: WADE PHILLIPS (1-7)
JASON GARRETT (5-3)

Date	W/L	Score	Opponent	Att.
9/12	L	7-13	at Washington	90,670
9/19	L	20-27	CHICAGO	85,168
9/26	W	27-13	at Houston	71,456
10/3			-Bye-	
10/10	L	27-34	TENNESSEE	90,616
10/17	L	21-24	@ Minnesota	64,120
10/25	L	35-41	N.Y. GIANTS	91,375
10/31	L	17-35	JACKSONVILLE	81,395
11/7	L	7-45	at Green Bay	70,913
11/14	W	33-20	at N.Y. Giants	80,851
11/21	W	35-19	DETROIT	81,261
11/25	L	27-30	NEW ORLEANS	93,985
12/5	W	38-35	at Indianapolis (OT)	67,471
12/12	L	27-30	PHILADELPHIA	85,673
12/19	W	33-30	WASHINGTON	86,904
12/25	L	26-27	at Arizona	66,971
12/31	W	14-13	at Philadelphia	69,144

TEAM STATISTICS	DALLAS	OPP
First Downs	327	309
Rushing	104	84
Passing	201	200
Penalty	22	25
Third Down-Made/Att	.86/211	.81/204
Third Down Efficiency	.40.8	.39.7
Fourth Down-Made/Att	.13/22	.4/9
Total Net Yards	5,828	5,628
Avg. Per Game	364.3	351.8
Total Plays	1,035	977
Avg. Per Play	5.6	5.8
Net Yards Rushing	1,786	1,734
Avg. Per Game	111.6	108.6
Total Rushes	428	401
Avg. Per Rush	4.2	4.3
Net Yards Passing	4,042	3,891
Avg. Per Game	252.6	243.2
Sacked/Yards Lost	31/166	36/260
Gross Yards	4,208	4,151
Attempts/Completions	576/379	540/348
Pct. of Completions	65.8	64.4
Had Intercepted	19	20
Punts/Average	66/47.2	70/43.1
Net Punting Average	41.7	35.4
Punt Return/Avg.	24/15.9	33/6.2
Kickoff Return/Avg.	74/21.2	56/24.3
Interception Return/Avg.	20/15.1	19/14.6
Penalties/Yards	109/863	79/641
Fumbles/Ball Lost	28/11	20/10
Touchdowns	46	51
Rushing	10	11
Passing	29	33
Returns	7	7
Extra Points/Attempts	42/44	49/49
Two Point Conversion/Att.	2/2	2/2
Field Goals/Atts.	24/32	25/27
Avg. Time of Possession	31:11	28:49

SCORE BY QUARTERS	1	2	3	4	OT	T
COWBOYS	70	104	106	111	3	394
Opponents	85	130	95	126	0	436

RUSHING	ATT	YDS	AVG	LG	TD
Jones	185	800	4.3	34	1
Barber	113	374	3.3	25	4
Choice	66	243	3.7	26	3
Kitna	31	147	4.7	29t	1
Austin	7	93	13.3	60t	1
McGee	13	74	5.7	14	0
Romo	6	38	6.3	14	0
Gronkowski	5	17	3.4	8	0
Bryant	1	0	0.0	0	0
McBriar	1	0	0.0	0	0
COWBOYS	428	1,786	4.2	60t	10
Opp. Totals	402	1,737	4.3	56	11

RECEIVING	NO	YDS	AVG	LG	TD
Witten	94	1,002	10.7	33	9
Austin	69	1,041	15.1	69t	7
Jones	48	450	9.4	71t	1
Bryant	45	561	12.5	46	6
R.Williams	37	530	14.3	63t	5
Bennett	33	260	7.9	32	0
Choice	17	109	6.4	17	0
Hurd	14	120	8.6	13	0
Barber	11	49	4.5	15	0
Gronkowski	7	35	5.0	12	1
Ogletree	3	34	11.3	19	0
Johnson	1	6	6.0	6	0
Romo	0	11	11.0	11	0
COWBOYS	379	4,208	11.1	71t	29
Opp. Totals	348	4,151	11.9	91t	33

INTERCEPTIONS	NO	YDS	AVG	LG	TD
Sensabaugh	5	26	5.2	10	0
Newman	5	16	3.2	30	0
Lee	2	44	22.0	31t	1
Ball	2	27	13.5	27	0
McCann	1	101	101.0	101t	1
Brooking	1	41	41.0	41	0
Scandrick	1	40	40.0	40t	1
James	1	11	11.0	11	0
McCray	1	0	0.0	0	0
Jenkins	1	-4	-4.0	-4	0
COWBOYS	20	302	15.1	101t	3
Opp. Totals	19	277	14.6	66t	3

PUNTING	NO	YDS	AVG	TB	IN20	LG	BL	NET
McBriar	65	3,115	47.9	8	22	65	1	41.7
COWBOYS	65	3,115	47.9	8	22	65	1	41.7
Opp. Totals	70	3,020	43.1	8	26	69	0	35.4

USUAL STARTERS			
WR	Roy Williams (10)	RE	Igor Olshansky (14)
LT	Doug Free	NT	Jay Ratliff
LG	Kyle Kosier (13)	LE	Marcus Spears (7)
C	Andre Gurode	CB	Stephen Bowen (7)
RG	Leonard Davis	SLB	Anthony Spencer
RT	Marc Colombo (15)	MLB	Bradie James
TE	Jason Witten	JLB	Keith Brooking
W	Miles Austin	WLB	DeMarcus Ware
QB	Tony Romo	LCB	Terence Newman
RB	Marion Barber (10)	RCB	Mike Jenkins
	Felix Jones (6)	SS	Gerald Sensabaugh (14)
FB	Deon Anderson (10)	FS	Alan Ball
K	David Buehler		
P	Mat McBriar		Pro Bowlers in Bold

PUNT RETURNS	NO	YDS	AVG	FC	LG	TD
Bryant	15	215	14.3	0	93t	2
McCann	8	165	20.6	10	97t	1
Holley	1	2	2.0	0	0t	0
Owusu-Ansah	0	0.0	0.0	4	0	0
COWBOYS	24	382	15.9	14	97t	3
Opp. Totals	33	205	6.2	7	16	0

KICKOFF RETURNS	NO	YDS	AVG	LG	TD
Owusu-Ansah	25	543	21.7	41	0
McCann	23	507	22.0	38	0
Bryant	12	293	24.4	43	0
Ogletree	6	109	18.2	31	0
Choice	3	61	20.3	27	0
Gronkowski	2	23	11.5	13	0
Rucker	1	16	16.0	16	0
Chandler	1	11	11.0	11	0
Newman	1	9	9.0	9	0
COWBOYS	74	1,572	21.2	43	0
Opp. Totals	56	1,363	24.3	95t	1

FIELD GOALS	11-19	20-29	30-39	40-49	50+
Buehler	0-0	8-8	4-7	8-11	4-6
COWBOYS	0-0	8-8	4-7	8-11	4-6
Opponents	0-0	8-8	4-4	9-10	4-5

Buehler: (34M);(28,44M,48);(49,40);(51,44M,26);(26,41);(34);(0);(22,23,34M);(21,53,59M)(30,48M,46,38);(50,43);(42,20,35M,20,39);(42,53);(52M);(29,49);(38,40);(24,30);(52,40);(38);(53,26);(0);(54B,26);(43,25);(47);(50,45,28);(1);(39,50,28);(1);(49M,49,48);(43,22).

SCORING	TDR	TOP	TDR1	2Pt	FG	PAT	S	TP
Buehler	0	0	0	0	24/32	42/40	114	
Witten	0	9	0	0	0/0	0/0	0	56
Austin	1	7	0	0	0/0	0/0	0	48
Bryant	0	6	2a	0	0/0	0/0	0	48
R.Williams	0	5	0	1	0/0	0/0	0	32
Barber	4	0	0	0	0/0	0/0	0	24
Choice	3	0	0	0	0/0	0/0	0	18
Jones	1	1	0	0	0/0	0/0	0	12
McCann	0	0	2b	0	0/0	0/0	0	12
Gronkowski	1	0	0	0	0/0	0/0	0	6
Lee	0	0	1d	0	0/0	0/0	0	6
Kitna	1	0	0	0	0/0	0/0	0	6
Scandrick	0	0	1c	0	0/0	0/0	0	6
Ware	0	0	1e	0	0/0	0/0	0	6
COWBOYS	10	29	7	2	24/32	42/40	394	
Opp. Totals	11	33	7	2	25/27	49/49	1'436	

2-Pt. Conversions: Team 2-2, Opponents 2-2

- a- 62-yard punt return vs. Chi (9/19)
- 93-yard punt return vs. NYG (10/25)
- b- 101-yard int. return, @ New York (11/14)
- 97-yard punt return vs. Detroit (11/21)
- c- 40-yard int. return, @ Indianapolis (12/5)
- d- 31-yard int. return, @ Indianapolis (12/5)
- e- 17-yard fum. return @ Philadelphia (1/21)
- D. Hall 32-yd fum. return, @ Washington (9/12)
- P. Harvin 26-yd kick return, @ Minnesota (10/17)
- N. Collins 26-yd fum. return, @ Green Bay (11/7)
- C. Matthews 62-yd int. return, @ Green Bay (11/7)
- T. Smith 2-yd blk punt return @ Indi (12/5)
- D. Rodgers-Cromarie 32-yd int. return @ Ari (12/25)
- G. Toler 66-yd int. return @ Ari (12/25)
- ^ - L. Davis holding in end zone vs. Det (11/21)

PASSING	ATT	COMP	YDS	PCT	AVG	TD	INT	PCT INT	LG	SKS	YDS	RATING
Kitna	318	209	2,365	65.7	7.4	16	5.0	12	3.8	71t	21/100	88.9
Romo	213	148	1,605	69.5	7.5	11	5.2	7	3.3	69t	7/41	94.9
McGee	44	22	238	50.0	5.4	2	4.5	0	0.0	37t	3/25	81.4
Barber	1	0	0	0.0	0.0	0	0.0	0	0.0	0	0/0	39.6
COWBOYS	576	209	4,208	65.8	7.3	29	5.0	19	3.3	71t	31/166	90.4
Opp. Totals	540	348	4,151	64.4	7.7	33	6.1	20	3.7	91t	36/260	92.7

2010 Defensive Statistics

	Tackles		Sacks	Tkl/ Loss	QB Pres.	Int	Pass Def.	Fumbles For.-Rec.
	Solo-Asst.	Total						
1. James, Bradie	86	77 -- 163		5(-10)	4	1	4	2-2
2. Brooking, Keith	76	75 -- 151	1.0(-9)	2(-3)	6	1	9	
3. Ware, DeMarcus	64	44 -- 108	15.5(-105)	9(-18)	36		1	2-2
4. Spencer, Anthony	62	43 -- 105	5.0(-34)	1(-1)	14		2	2-1
5. Sensabaugh, Gerald	64	22 -- 86	2.0(-17)	1(-2)	1	5	10	
6. Newman, Terence	67	14 -- 81		1(-2)		5	14	1-1
7. Jenkins, Mike	48	11 -- 59				1	15	1-0
8. Scandrick, Orlando	41	9 -- 50	2.5(-22)	5(-10)	1	1	10	
9. Ball, Alan	34	16 -- 50	0.5(-6)		3	2	4	2-0
10. Olshansky, Igor	27	21 -- 48		1(-1)	4		2	
11. Lee, Sean	22	23 -- 45		3(-5)		2	2	1-0
12. Ratliff, Jay	25	9 -- 34	3.5(-28)		10		2	1-1
13. Bowen, Stephen	19	6 -- 25	1.5(-14)	4(-7)	12		1	
14. Spears, Marcus	13	11 -- 24		1(-1)	3			
15. Butler, Victor	13	7 -- 20	2.0(-16)		5			1-0
16. Hatcher, Jason	13	5 -- 18	1.0(-8)		2			0-1
17. Brent, Josh	14	3 -- 17						
18. Church, Barry	9	5 -- 14						
19. McCann, Bryan	10	2 -- 12		1(-5)		1	1	
20. Williams, Leon	1	5 -- 6						
21. McCray, Danny	3	1 -- 4				1	1	
22. Clark, Jeremy	3	0 -- 3						
Williams, Brandon	3	0 -- 3		1(-8)				
24. Lissemore, Sean	2	1 -- 3	0.5(-7)		1			
Williams, Jason	2	1 -- 3					1	

2010 Special Teams Statistics

	Solo	Tackles		Total	Fumbles For.-Rec.	Block Kick
		Asst.	--			
1. McCray, Danny	25	3	--	28		
2. Hurd, Sam	17	4	--	21		
3. Holley, Jesse	13	3	--	16	1-0	
4. Church, Barry	12	4	--	16		
5. Buehler, David	12	2	--	14		
6. Lee, Sean	11	3	--	14		
7. Butler, Victor	8	2	--	10		
8. Williams, Leon	7	2	--	9	0-1	
9. Williams, Jason	3	3	--	6		
10. Chandler, Scott	4	1	--	5		
11. Sensabaugh, Gerald	3	1	--	4		
12. Williams, Brandon	1	3	--	4		
13. Ogletree, Kevin	3	0	--	3		
14. Ladouceur, L.P.	1	2	--	3		
15. McCann, Bryan	2	0	--	2		
16. Ball, Alan	1	1	--	2		
17. Cummings, Kenwin	1	0	--	1		
Owusu-Ansah, Akwasi	1	0	--	1		
Sendejo, Andrew	1	0	--	1		
20. Scandrick, Orlando	0	1	--	1		
21. Ratliff, Jay						1

2010 Preseason Statistics

RECORD: 3-2

Date	W/L	Score	Opponent	Att.
8/8	W	16-7	Cincinnati @ Canton	22,364
8/12	L	9-17	OAKLAND	72,282
8/21	W	16-14	@ San Diego	64,372
8/28	L	7-23	@ Houston	70,725
9/2	W	27-25	MIAMI	71,805

TEAM STATISTICS	DALLAS	OPP
FIRST DOWNS	80	91
Rushing	22	30
Passing	48	56
Penalty	10	10
Third Down-Made/Att	26/75	23/66
Third Down Efficiency	34.7	34.8
Fourth Down-Made/Att	2/4	4/9
TOTAL NET YARDS	1,367	1,499
Avg. Per Game	273.4	299.8
Total Plays	315	319
Avg. Per Play	4.3	4.7
NET YARDS RUSHING	297	539
Avg. Per Game	59.4	107.8
Total Rushes	111	131
Avg. Per Rush	2.7	4.1
NET YARDS PASSING	1,070	960
Avg. Per Game	214.0	192.0
Sacked/Yards Lost	16/107	13/78
Gross Yards	1,177	1,038
Attempts/Completions	188/113	175/98
Pct. of Completions	60.1	56.0
Had Intercepted	4	6
PUNTS/AVERAGE	32/47.3	28/47.0
Net Punting Average	41.1	40.9
PUNT RET./AVG.	16/7.0	19/7.4
KICKOFF RET./AVG.	20/23.0	7/26.1
INT./AVG. RET.	6/11.8	4/28.5
PENALTIES/YARDS	36/287	38/289
FUMBLES/BALL LOST	7/2	6/4
TOUCHDOWNS	6	10
Rushing	1	3
Passing	4	6
Returns	1	1
EXTRA POINTS/ATTEMPTS	5/5	9/9
TWO POINT CONV./ATTS	1/1	1/1
FIELD GOALS/ATTEMPTS	10/11	5/6
AVG. TIME OF POSS.	30:19	29:41

SCORING	TDR	TDPT	DTRI	2Pt	FG	PAT	S	TP
Buehler	0	0	0	0	10/11	5/5	0	35
Austin	0	1	0	0	0/0	0/0	0	6
Bennett	0	1	0	0	0/0	0/0	0	6
Donaldson	1	0	0	0	0/0	0/0	0	6
Hurd	0	1	0	0	0/0	0/0	0	6
Ogletree	0	1	0	0	0/0	0/0	0	6
Sharpe	0	0	1a	0	0/0	0/0	0	6
Miller	0	0	0	1	0/0	0/0	2	2
TEAM	0	0	0	0	0/0	0/0	1	2
COWBOYS	1	4	1	1	10/11	5/5	1	75
Opponents	3	6	1*	1	5/6	9/9	0	86

2-Pt. Conversions: Team 1-1, Opponents 1-1
a- 6-yd int. return vs. Cincinnati (8/8)
*- J.Boyd 48-yd int. return vs. Oakland (8/12)

PASSING	ATT	COMP	YDS	PCT	AVG	TD	PCT	PCT	INT	INT	LG	SKGS/YDS	RATING
McGee	87	53	524	60.9	6.0	1	1.1	0	0.0	43t	7/47	81.8	
Romo	46	26	287	56.5	6.2	1	2.2	2	4.3	30	5/32	64.3	
Kitna	39	24	285	61.5	7.3	2	5.1	0	0.0	32	3/23	100.9	
Nichols	16	10	81	62.5	5.1	0	0.0	2	12.5	40	1/5	35.7	
COWBOYS	188	113	1,177	60.1	6.3	4	2.1	4	2.1	43t	16/107	76.5	
Opp. Totals	175	98	1,038	56.0	5.9	6	3.4	6	3.4	56	13/78	70.6	

RUSHING	ATT	YDS	AVG	LG	TD	KICKOFF RETURNS	NO	YDS	AVG	LG	TD
Choice	24	75	3.1	21	0	Stankach	11	237	21.5	33	0
Donaldson	21	74	3.5	16	1	Ovusu-Ansah	9	197	21.9	41	0
Miller	26	59	2.3	8	0	McCann	4	96	24.0	29	0
Barber	12	23	1.9	9	0	Ogletree	4	96	24.0	28	0
Jones	9	21	2.3	8	0	Ryan	1	38	38.0	38	0
McGee	7	18	2.6	9	0	Johnson	1	33	33.0	33	0
Gronkowski	6	15	2.5	5	0	Holley	1	0	0.0	0	0
Romo	3	7	2.3	7	0	COWBOYS	20	460	23.0	41	0
Crayton	1	3	3.0	3	0	Opp. Totals	7	183	26.1	35	0
Austin	1	3	3.0	3	0						
Nichols	1	-1	-1.0	-1	0						

COWBOYS	ATT	YDS	AVG	LG	TD
COWBOYS	111	297	2.7	21	1
Opp. Totals	131	539	4.1	42	3

RECEIVING	NO	YDS	AVG	LG	TD
Hurd	13	179	13.8	43t	1
Ogletree	12	120	10.0	24t	1
Miller	12	73	6.1	16	0
Johnson	8	78	9.8	33	0
Bennett	8	75	9.4	19t	1
Austin	7	99	14.1	30	1
Holley	6	60	10.0	13	0
R. Williams	5	68	13.6	29	0
Witten	5	56	11.2	20	0
Sicko	5	44	8.8	14	0
Phillips	4	60	15.0	24	0
Rucker	4	37	9.3	17	0
Donaldson	4	22	5.5	8	0
Hudgins	3	57	19.0	40	0
Crayton	3	24	8.0	10	0
Jones	3	17	5.7	8	0
Gronkowski	3	6	2.0	3	0
Choice	2	51	25.5	34	0
Farr	2	26	13.0	18	0
Anderson	2	16	8.0	16	0
Pociask	1	8	8.0	8	0
Barber	1	1	1.0	1	0
COWBOYS	113	1,177	10.4	43t	4
Opp. Totals	98	1,038	10.6	56	6

INTERCEPTIONS	NO	YDS	AVG	LG	TD
B. Williams	1	36	36.0	36	0
Gordon	1	25	25.0	25	0
Sharpe	1	6	6.0	6t	1
Newman	1	4	4.0	4	0
McCray	1	0	0.0	0	0
Owusu-Ansah	1	0	0.0	0	0
COWBOYS	6	71	11.8	36	1
Opp. Totals	4	114	28.5	64	1

PUNTING	NO	YDS	AVG	TBIN20	LG	BL	NET
McBnar	32	1,514	47.3	3	14	68	0 41.1
COWBOYS	32	1,514	47.3	3	14	68	0 41.1
Opponents	28	1,316	47.0	3	5	67	0 40.9

PUNT RETURNS	NO	YDS	AVG	FC	LG	TD
McCann	5	54	10.8	0	28	0
Owusu-Ansah	4	21	5.3	3	10	0
Gordon	3	19	6.3	0	13	0
Crayton	2	18	9.0	0	15	0
Ryan	1	1	1.0	0	1	0
Wall	1	-1	-1.0	1	-1	0
COWBOYS	16	112	17.0	4	28	0
Opp. Totals	19	140	7.4	7	63	0

SCORE BY QUARTERS	1	2	3	4	OT	T
COWBOYS	6	20	12	37	--	75
Opponents	17	13	17	39	--	86

FIELD GOALS	11-19	20-29	30-39	40-49	50+
Buehler	0-0	4-4	2-2	3-4	1-1
COWBOYS	0-0	4-4	2-2	3-4	1-1
Opp. Totals	0-0	5-5	0-1	0-0	0-0

Buehler: (39,34,49M,23);(42,27,28);();();
(51,45,40,31)
Opponents: ();(34M,28);();(22,23,23);(28)

DEFENSIVE STATS

	Tackles		Total
	Solo	Asst.	
Butler, Victor	10	10	20
Williams, Leon	13	5	18
Williams, Jason	11	6	17
Church, Barry	14	1	15
Lee, Sean	6	8	14
McCann, Bryan	13	0	13
James, Bradie	8	3	11
Dixon, Marcus	6	5	11
Wall, Jamar	8	2	10
Siavii, Junior	9	0	9
Gordon, Cletis	8	1	9
Hamlin, Michael	6	3	9
Spencer, Anthony	5	4	9
Scandrick, Orlando	7	1	8
Ratliff, Jay	5	3	8
Bowen, Stephen	5	3	8
Williams, Brandon	4	4	8
Jenkins, Mike	7	0	7
Ware, DeMarcus	6	1	7
Octavien, Steve	6	1	7
Hatcher, Jason	5	2	7
McCray, Danny	5	2	7
Newman, Terence	4	3	7
Lissemore, Sean	5	1	6
Brooking, Keith	5	0	5
Williams, Teddy	4	0	4
Ball, Alan	4	0	4
Owusu-Ansah, Akwasi	3	0	3
Saddler-McQueen, Jimmy	3	0	3
Sensabaugh, Gerald	2	1	3
Brent, Josh	1	2	3
Johnson, Curtis	2	0	2
Olishansky, Igor	2	0	2

Sacks (Loss)

Butler, Victor	4.0(-35)
Lee, Sean	2.0(-10)
Octavien, Steve	1.5(-5)
Siavii, Junior	1.0(-9)
Williams, Jason	1.0(-9)
Hatcher, Jason	1.0(-6)
Bowen, Stephen	1.0(-1)
Lissemore, Sean	0.5(-5)
Spencer, Anthony	0.5(-3)
Ware, DeMarcus	0.5(-3)

2010 Game-by-Game

COWBOYS OFFENSE

	FIRST DOWNS			TOTAL OFF. RUSHING			PASSING			INT BY DAL.			PUNTS			PUNT RETURNS			KO RETURNS			PEN.			FUM.			SCORING			I.O.P.			
	T	R	Pa	Pe	YDS	PLYS	YDS	ATT	YDS	SK/YD	ATT	COM	I	NO	YDS	TD	NO	YDS	FC	TD	NO	YDS	TD	NO	YDS	NO/LIT	TD	TDp	TdR	PAT		2-PT	FG	
@ Washington	24	8	15	1	380	71	103	22	277	1/5	48	31	0	0	0	0	6-40.7	1	11	1	0	3	50	0	12-81	1/1	1	0	1	0	1/1	0/0	0/1	34/03
CHICAGO	23	6	17	0	410	71	36	20	374	0/0	51	34	2	0	0	0	3-42.3	3	66	1	1	4	107	0	6-50	1/1	2	0	1	2/2	0/0	2/3	33/40	
@ Houston	21	6	13	2	385	57	101	27	284	0/0	30	23	0	2	-4	0	2-53.5	1	12	0	0	3	62	0	8-49	0/0	3	1	2	0	3/3	0/0	2/2	32/20
TENNESSEE	25	4	19	2	511	75	141	23	370	6/36	46	31	3	0	0	0	2-36.0	3	1	0	0	5	106	0	12-133	0/0	3	0	3	0	3/3	0/0	2/3	36/44
@ Minnesota	16	7	9	0	314	60	94	28	220	0/0	32	24	2	0	0	0	5-48.8	2	3	2	0	5	81	0	11-91	0/0	3	0	3	0	3/3	0/0	0/0	32/10
N.Y. GIANTS	14	3	11	0	254	56	41	13	213	3/13	40	21	0	3	79	0	6-51.7	1	93	0	1	5	96	0	5-42	2/2	4	0	3	1	3/3	1/1	2/2	22/29
JACKSONVILLE	25	5	16	4	415	73	50	22	365	2/14	49	34	4	0	0	0	3-44.7	1	12	0	0	6	131	0	3-20	1/0	2	1	1	0	2/2	0/0	1/1	27/25
@ Green Bay	12	1	10	1	205	48	39	14	166	4/17	30	19	2	0	0	0	6-52.8	2	4	0	0	7	172	0	5-40	4/2	1	0	1	0	1/1	0/0	0/0	22/04
@ N.Y. Giants	15	5	9	1	427	50	100	28	327	0/0	22	13	1	2	128	1	3-53.3	0	0	0	0	5	107	0	6-39	2/0	4	0	3	1	3/4	0/0	2/3	22/09
DETROIT	19	6	11	2	265	56	134	30	131	2/16	24	18	0	1	0	0	4-49.8	1	97	0	1	4	82	0	6-39	2/1	5	1	3	1	5/5	0/0	0/0	30/04
NEW ORLEANS	24	7	16	1	457	75	144	32	313	1/0	42	30	1	1	10	0	2-55.0	1	13	0	0	5	110	0	4-19	7/2	3	3	0	1	3/3	0/0	2/3	34/41
@ Indianapolis	24	12	11	1	368	74	217	46	151	2/16	26	18	0	4	84	2	4-36.5	1	2	2	0	5	144	0	5-35	2/0	4	1	1	2	3/3	1/1	3/4	40/00
PHILADELPHIA	22	6	13	3	349	60	110	24	239	1/3	35	24	2	2	10	0	5-47.8	1	-13	2	0	5	94	0	5-40	1/0	3	1	2	0	3/3	0/0	2/2	32/09
WASHINGTON	25	8	16	1	434	70	134	31	300	2/5	37	25	0	2	-9	0	2-41.0	2	54	1	0	4	89	0	9-70	2/0	3	1	2	0	3/3	0/0	4/5	35/21
@ Arizona	24	11	10	3	382	76	183	34	199	5/27	37	23	2	0	0	0	5-53.4	3	27	3	0	4	69	0	7-49	4/1	3	1	2	0	2/3	0/0	2/2	38/05
@ Philadelphia	14	9	5	0	272	63	159	34	113	2/14	27	11	0	3	4	0	8-44.6	2	0	2	0	4	72	0	6-45	1/1	2	0	1	1	2/2	0/0	0/1	29/10
2010 Totals	327	104	201	22	5,828	1,035	1,786	428	4,042	31/166	576	379	19	20	302	3	66-47.2	25	382	14	3	74	1,572	0	109-863	28/11	46	10	29	8	42/44	2/2	24/33	31/11

3rd DOWN	9/12	@ Washington	5/13	38.5%	10/17	@ Minnesota	9/17	52.9%	11/14	@ N.Y. Giants	3/11	27.3%	12/12	PHILADELPHIA	3/11	27.3%
EFFICIENCY	9/19	CHICAGO	6/13	46.2%	10/25	N.Y. GIANTS	0/10	0.0%	11/21	DETROIT	6/11	54.5%	12/19	WASHINGTON	5/13	38.5%
	9/26	@ Houston	4/11	36.4%	10/31	JACKSONVILLE	6/13	46.2%	11/25	NEW ORLEANS	7/15	46.7%	12/25	@ Arizona	8/16	44.4%
	10/10	TENNESSEE	7/14	50.0%	11/17	@ Green Bay	4/10	40.0%	12/5	@ Indianapolis	8/15	53.3%	1/2/11	@ Philadelphia	5/16	31.3%

STAFF

PLAYERS

2010 SEASON

RECORDS


PLAYOFF RECORDS

HISTORY

SIDELINES



GAMEDAY



RECORDS



Cowboys All-Time Leaders

RUSHING (yards)

Player	Att.	Yards	Avg.	Long	TD
1. Smith, Emmitt (1990-2002).....	4,052	17,162	4.2	75t	153
2. Dorsett, Tony (1977-87).....	2,755	12,036	4.4	99t	72
3. Perkins, Don (1961-68).....	1,500	6,217	4.2	59	42
4. Hill, Calvin (1969-74).....	1,166	5,009	4.3	55	39
5. Newhouse, Robert (1972-83).....	1,160	4,784	4.1	54	31
6. Barber, Marion (2005-10).....	1,042	4,358	4.2	54	47
7. Garrison, Walt (1966-74).....	899	3,886	4.3	41	30
8. Walker, Herschel (1986-89, 1996-97).....	818	3,491	4.3	84t	27
9. Jones, Julius (2004-07).....	885	3,484	3.9	77t	18
10. Staubach, Roger (1969-79).....	410	2,264	5.5	33t	20
11. Springs, Ron (1979-84).....	604	2,180	3.6	46t	28
12. Marsh, Amos (1961-64).....	427	2,065	4.8	71	14
13. Reeves, Dan (1965-72).....	535	1,990	3.7	67t	25
14. Hambrick, Troy (2000-03).....	473	1,896	4.0	80	8
15. Jones, Felix (2008-10).....	331	1,751	5.3	60t	7

RECEIVING (yards)

Player	Rec.	Yards	Avg.	Long	TD
1. Irvin, Michael (1988-99).....	750	11,904	15.9	87t	65
2. Hill, Tony (1977-86).....	479	7,988	16.7	75t	51
3. Pearson, Drew (1973-83).....	489	7,822	16.0	67t	48
4. Hayes, Bob (1965-74).....	365	7,295	20.0	95t	71
5. Witten, Jason (2003-10).....	617	6,967	11.3	69	36
6. Clarke, Frank (1960-67).....	281	5,214	18.6	80t	50
7. Cosbie, Doug (1979-88).....	300	3,728	12.4	61t	30
8. Owens, Terrell (2006-08).....	235	3,587	15.3	75t	38
9. Novacek, Jay (1990-96).....	339	3,576	10.5	49t	22
10. DuPree, Billy Joe (1973-83).....	267	3,565	13.4	20	41
11. Rentzel, Lance (1967-70).....	183	3,521	19.2	14	31
12. Dorsett, Tony (1977-87).....	382	3,432	9.0	91t	13
13. Glenn, Terry (2003-07).....	208	3,337	16.0	47	20
14. Martin, Kelvin (1987-92, 1996).....	237	3,083	13.0	11	9
15. Smith, Emmitt (1990-2002).....	486	3,012	6.2	86t	11

RUSHING-RECEIVING (yards)

Player	Rushing	Receiving	Total
1. Smith, Emmitt (1990-2002).....	17,162	3,012	20,174
2. Dorsett, Tony (1977-87).....	12,036	3,432	15,468
3. Irvin, Michael (1988-99).....	6	11,904	11,910
4. Hill, Tony (1977-86).....	90	7,988	8,078
5. Pearson, Drew (1973-83).....	190	7,822	8,012
6. Perkins, Don (1961-68).....	6,217	1,310	7,527
7. Hayes, Bob (1965-74).....	70	7,295	7,365
8. Hill, Calvin (1969-74).....	5,009	1,359	6,368
9. Walker, Herschel (1986-89, 1996-97).....	3,491	2,556	6,047
10. Newhouse, Robert (1972-83).....	4,784	956	5,740

PASSING (rating - Min. 1500 att.)

Player	Att.	Comp.	Pct.	Yards	TD	Long	Int.	Rating
1. Romo, Tony (2003-10).....	2,070	1,326	64.1	16,650	118	80t	62	95.5
2. Staubach, Roger (1969-79).....	2,958	1,685	57.0	22,700	153	91t	109	83.4
3. White, Danny (1976-88).....	2,950	1,761	59.7	21,959	155	80t	132	81.7
4. Aikman, Troy (1989-2000).....	4,715	2,898	61.5	32,942	165	90t	141	81.6
5. Meredith, Don (1960-68).....	2,308	1,170	50.7	17,199	135	95t	111	74.7

SCORING

Player	TD	PAT	2PT	FG	TP
1. Smith, Emmitt (1990-2002).....	164	-	1	-	986
2. Septien, Rafael (1978-86).....	-	388	-	162	874
3. Dorsett, Tony (1977-87).....	86	-	-	-	516

4. Hayes, Bob (1965-74)	76	-	-	-	456
5. Irvin, Michael (1988-99)	65	-	1	-	392
6. Clark, Mike (1968-71, 73)	-	180	-	69	386
7. Boniol, Chris (1994-96)	-	118	-	81	361
8. Folk, Nick (2006-09)	-	131	-	64	323
9. Cunningham, Richie (1997-99)	-	95	-	75	320
10. Barber, Marion (2005-10)	53	-	-	-	318

FIELD GOALS (Min. 100 made)

Player	Att.	Made	Pct.	Long
1. Septien, Rafael (1978-86)	226	162	.717	53

PUNTING (Min. 300)

Player	No.	Yds.	Avg.	TB	IN20	Long	Bk.	Net
1. McBriar, Mat (2004-10)	436	19,827	45.5	47	154	75	2	38.4
2. Gowin, Toby (1997-99, 2003)	338	14,099	41.7	41	106	72	1	35.5
3. Saxon, Mike (1985-92)	591	24,542	41.5	68	166	64	4	34.8
4. White, Danny (1976-88)	612	24,571	40.1	74	144	73	5	34.1

INTERCEPTIONS

Player	No.	Yards	Avg.	Long	TD
1. Renfro, Mel (1964-77)	52	626	12.0	90t	3
2. Walls, Everson (1981-89)	44	391	8.9	37t	0
3. Waters, Charlie (1970-78, 80-81)	41	584	14.2	56t	2
4. Thurman, Dennis (1978-85)	36	562	15.6	96t	4
5. Downs, Michael (1981-88)	34	433	12.7	31t	1
Green, Cornell (1962-74)	34	552	16.2	59t	2
7. Jordan, Lee Roy (1963-76)	32	472	14.8	49t	3
8. Harris, Cliff (1970-79)	29	281	9.7	60t	1
9. Newman, Terence (2003-10)	28	265	9.5	70t	2
10. Howley, Chuck (1961-73)	24	395	16.5	58t	2
11. Woodson, Darren (1992-2003)	23	271	11.8	94t	2
12. Bishop, Don (1960-65)	22	364	16.5	57	0
13. Gaechter, Mike (1962-69)	21	420	20.0	100t	1
14. Williams, Roy (2002-08)	19	307	16.2	86t	3
Smith, Kevin (1992-99)	19	190	10.0	32t	1

SACK LEADERS

Player	No.	Player	No.
1. Martin, Harvey (1973-83)	114.0	9. Ellis, Greg (1998-08)	77.0
2. White, Randy (1975-88)	111.0	10. Cole, Larry (1968-80)	60.0
3. Jones, Ed (1974-78, 1980-89)	106.0	11. Tolbert, Tony (1989-97)	59.0
4. Andrie, George (1962-72)	97.0	12. Toomay, Pat (1970-74)	31.5
5. Pugh, Jethro (1965-78)	95.5	13. Dutton, John (1979-86)	26.5
6. Jeffcoat, Jim (1983-94)	94.5	14. Howley, Chuck (1961-73)	26.0
7. Lilly, Bob (1961-74)	94.0	15. Ratliff, Jay (2005-10)	25.0
8. Ware, DeMarcus (2005-10)	80.0		

*Sacks did not become an official stat until 1982.

SPECIAL TEAMS TACKLE LEADERS

Player	No.	Player	No.
1. Bates, Bill (1983-97)	216	9. Davis, Billy (1995-98)	64
2. Woodson, Darren (1992-2003)	134	10. Coakley, Dexter (1997-2004)	62
3. Davis, Keith (2002, 2004-08)	97	11. Hellestrae, Dale (1990-2000)	61
4. Williams, Charlie (1995-2000)	81	12. Schwartz, Jim (1994-96)	60
5. Gant, Kenneth (1990-94)	77	13. Reese, Izell (1998-2001)	57
6. Hurd, Sam (2006-10)	72	14. Watkins, Patrick (2006-09)	56
7. Marion, Brock (1993-97)	70	15. Smith, Vinson (1990-92, 1997)	52
8. Burnett, Kevin (2005-08)	64		

*Special teams tackles since 1988.

*Current Players in Bold

PUNT RETURNS (Min. 75 returns)

Player	No.	Yards	Avg.	Long	TD
1. Sanders, Deion (1995-99).....	89	1,184	13.3	83t	4
2. Hayes, Bob (1965-74).....	104	1,158	11.1	90	3
3. Martin, Kelvin (1987-92, 1996).....	179	1,803	10.1	85t	3
4. Williams, Kevin (1993-96).....	95	913	9.6	83t	3
5. Crayton, Patrick (2004-09).....	111	1,066	9.6	82t	2
6. Johnson, Butch (1976-83).....	146	1,313	9.0	55	0
7. Jones, James (1980-82, 1984-85).....	87	736	8.5	52	0

KICKOFF RETURNS (Min. 75 returns)

Player	No.	Yards	Avg.	Long	TD
1. Renfro, Mel (1964-77).....	85	2,246	26.4	100t	2
2. Walker, Herschel (1986-89, 1996-97).....	77	1,946	25.3	89	0
3. Thompson, Tyson (2005-07).....	98	2,416	24.7	72	0
4. Austin, Miles (2006-10).....	89	2,146	24.1	60	0
5. Swinton, Reggie (2001-03).....	84	2,024	24.1	100t	1
6. Williams, Kevin (1993-96).....	144	3,416	23.7	87t	1
7. Johnson, Butch (1976-83).....	79	1,832	23.2	74	0
8. Dixon, James (1989-91).....	101	2,315	22.9	97t	1
9. Clack, Darryl (1986-89).....	83	1,802	21.7	51	0

COMBINED YARDAGE

Player	Total	Rush	Rec	Int. Ret.	Punt Ret.	Kick Ret.	Fum. Ret.
1. Smith, Emmitt (1990-2002).....	20,174	17,162	3,012	0	0	0	0
2. Dorsett, Tony (1977-87).....	15,501	12,036	3,432	0	0	0	33
3. Irvin, Michael (1988-99).....	11,910	6	11,904	0	0	0	0
4. Hayes, Bob (1965-74).....	9,104	70	7,295	0	1,158	581	0
5. Hill, Tony (1977-86).....	8,436	84	7,988	0	268	96	0
6. Pearson, Drew (1973-83).....	8,180	190	7,822	0	13	155	0
7. Perkins, Don (1961-68).....	8,005	6,217	1,310	0	8	443	0
8. Walker, Herschel (1986-89, 1996-97)....	7,993	3,491	2,556	0	0	1,946	0

* Current Players in Bold



Mat McBriar is the Cowboys all-time leading punter with a gross average of 45.5 and a net average of 38.4 on 436 punts.

COWBOYS OFFENSE YEAR-BY-YEAR

YEAR	1ST DOWNS		PEN	NET OFFENSE		RUSHING	NET	PASSING		INT	NO-YDS	FUMBLES	TDs	POINTS	NFL RANK	
	TOTAL	RUSH		YDS-PLYS	YDS-ATT			SACKS	GROSS						ATT	COMP
1960	180	57	105	18	3,153-698	1,049-311	2,104	33/284	2,388	354	163	33	62-600	21-17	23	177
1961	239	100	130	9	4,480-863	1,819-414	2,661	27/257	1,819	422	215	27	47-427	46-21	29	236
1962	246	101	136	9	4,912-843	2,040-434	2,872	29/243	3,115	380	200	17	62-639	32-19	51	398
1963	248	105	132	11	4,263-839	1,795-420	2,468	44/331	2,799	375	200	21	67-627	29-15	40	305
1964	230	89	119	22	3,704-893	1,691-421	2,031	68/503	2,516	404	192	24	97-952	39-19	30	250
1965	211	87	108	16	3,995-833	1,608-416	2,387	55/369	2,756	362	168	18	78-710	31-17	40	325
1966	287	124	139	24	5,145-926	2,122-471	3,023	42/308	3,331	413	214	14	83-824	23-10	56	445
1967	261	109	141	11	4,699-936	1,900-477	2,799	42/294	3,093	417	210	28	81-785	25-13	45	342
1968	297	135	143	19	5,117-913	2,071-480	3,026	34/269	3,295	399	217	18	77-751	21-15	54	431
1969	275	133	125	17	5,122-931	2,276-532	2,846	44/366	3,212	355	189	18	81-840	28-12	44	369
1970	229	119	95	15	4,449-858	2,300-522	2,149	39/296	2,445	297	149	16	87-934	29-12	35	299
1971	288	135	144	9	5,035-905	2,249-512	2,786	32/251	3,037	361	206	14	94-952	30-21	50	406
1972	256	118	126	12	4,466-897	2,124-499	2,342	31/238	2,580	367	196	23	90-841	27-15	36	319
1973	281	139	127	15	4,751-906	2,418-542	2,333	43/269	2,602	321	192	16	83-762	25-12	46	382
1974	295	147	129	19	4,983-974	2,454-542	2,529	47/327	2,856	385	206	15	86-703	31-16	38	297
1975	288	132	142	14	5,025-986	2,432-571	2,593	39/242	2,835	376	207	17	94-715	25-18	41	350
1976	269	111	140	18	4,884-958	2,147-538	2,737	30/230	2,967	390	222	13	94-761	26-16	34	296
1977	272	118	136	18	4,812-969	2,369-564	2,443	33/246	2,689	372	215	10	106-865	26-14	42	345
1978	342	146	167	29	5,959-1,107	2,783-625	3,176	33/229	3,405	449	251	17	96-816	36-18	48	384
1979	339	122	195	22	5,968-1,122	2,375-578	3,593	41/290	3,883	503	287	13	100-845	33-21	45	371
1980	337	143	171	23	5,468-1,075	2,346-594	3,104	31/252	3,356	449	265	25	107-908	27-14	60	454
1981	321	137	158	26	5,880-1,100	2,711-630	3,169	31/245	3,414	439	241	15	103-839	45-20	40	367
1982	180	70	99	11	3,199-579	1,313-296	1,886	25/264	2,150	258	160	14	42-304	29-12	28	226

SIDELINES

HISTORY

PLAYOFF
RECORDSOFFENSE
YEAR-BY-YEAR

2010 SEASON

PLAYERS

STAFF

YEAR	TOTAL		1ST DOWNS		NET OFFENSE		RUSHING		NET		PASSING		ATT		COMP		INT		PENALTIES		FUMBLES		TDs		POINTS		NFC RANK		AFC RANK	
			RUSH	PASS	YDS-PLYS	YDS-ATT	YDS-ATT	YDS-ATT	NET	SACKS	GROSS	ATT	COMP	INT	NO-YDS	NO-LOST	TDs	POINTS	TOT-RU-PA	TOT-RU-PA	NO-YDS	NO-LOST	TDs	POINTS	TOT-RU-PA	TOT-RU-PA	NO-YDS	NO-LOST	TDs	POINTS
1983	342	342	109	205	28	5,959-1,110	2,117-519	3,842	37/314	4,156	554	346	25	99-847	30-14	59	479	4-9-2	5-15-4											
1984	323	323	93	202	28	5,320-1,121	1,714-469	3,606	48/389	3,995	604	322	26	100-947	35-17	34	308	7-12-4	11-20-6											
1985	336	336	95	208	33	5,602-1,093	1,741-462	3,861	44/375	4,236	587	344	25	100-759	29-16	43	357	4-9-1	8-17-3											
1986	325	325	98	199	28	5,474-1,054	1,969-447	3,505	60/498	4,003	547	319	24	111-931	44-17	43	346	4-8-4	6-11-12											
1987	293	293	93	176	24	5,076-1,017	1,865-465	3,191	52/403	3,594	500	288	20	131-1,091	30-20	38	340	4-9-5	11-16-11											
1988	311	311	112	175	24	5,483-1,059	1,995-469	3,488	35/239	3,727	555	307	27	141-1,148	22-13	32	265	6-7-5	9-16-7											
1989	246	246	78	145	23	4,294-896	1,409-355	2,885	30/239	3,124	513	266	27	100-771	29-15	25	204	14-12-13	27-24-27											
1990	250	250	88	135	27	4,081-991	1,500-393	2,581	43/317	2,898	475	254	24	98-729	27-9	27	244	14-13-13	28-23-27											
1991	304	304	89	191	24	5,101-971	1,711-433	3,390	38/273	3,663	500	305	12	74-610	23-12	37	342	4-7-5	9-13-8											
1992	324	324	119	183	22	5,606-1,014	2,121-500	3,485	23/112	3,597	491	314	15	91-650	16-9	48	409	2-3-3	4-5-5											
1993	322	322	120	172	30	5,615-994	2,161-490	3,454	29/163	3,617	475	317	6	94-744	33-16	41	376	2-2-3	4-2-7											
1994	322	322	136	160	26	5,321-1,018	1,953-550	3,368	20/93	3,461	448	282	14	100-895	22-10	50	414	4-2-7	8-5-12T											
1995	364	364	141	195	28	5,824-1,007	2,201-495	3,623	18/118	3,741	494	322	10	90-695	24-13	51	435	4-1-9	5-2-13											
1996	286	286	105	163	18	4,763-981	1,641-475	3,122	19/127	3,249	487	307	14	103-832	24-15	27	286	11-8-10	24-18-20											
1997	279	279	82	170	27	4,778-1,015	1,637-423	3,141	39/313	3,454	553	314	12	116-1,058	23-11	29	304	8-11-10	20-20-20											
1998	308	308	125	154	29	5,450-992	2,014-499	3,436	19/110	3,546	474	279	8	128-1,108	18-7	42	381	5-4-5	8-8-9											
1999	295	295	129	139	27	5,178-1,024	2,051-493	3,127	24/151	3,278	507	295	13	136-1,196	22-10	42	352	8-3-12	16-6T-24											
2000	276	276	116	128	32	4,475-943	1,953-463	2,522	35/249	2,771	445	255	21	108-963	31-18	31	294	13-5-15	25-12-28											
2001	247	247	114	110	23	4,402-952	2,184-505	2,218	34/190	2,408	413	210	20	91-744	25-14	26	246	14-2-15	29-3-31											
2002	237	237	87	129	21	4,375-948	1,754-423	2,621	54/399	3,020	471	252	16	105-974	33-18	26	217	15-10-16	30-19-31											
2003	286	286	115	149	22	5,161-1,062	1,999-515	3,162	37/185	3,347	510	294	21	98-837	26-8	31	289	8-8-9	15-12-17											
2004	296	296	101	171	24	5,197-1,004	1,769-449	3,428	36/208	3,636	519	308	23	105-867	26-14	33	293	7-7-9	14-20-15											
2005	318	318	97	177	44	5,202-1,071	1,861-521	3,341	50/298	3,639	500	300	17	99-739	36-14	38	325	7-6-8	13-13-15											
2006	336	336	107	199	32	5,772-1,015	1,936-472	3,836	37/231	4,067	506	310	21	100-939	16-6	52	425	3-6-4	5-13-5											
2007	332	332	83	217	22	5,851-975	1,746-419	4,105	25/185	4,290	531	342	19	104-813	21-5	54	455	2-7-3	3-17-4											
2008	291	291	102	171	18	5,512-980	1,723-401	3,789	31/199	3,988	539	336	20	120-957	29-13	43	362	8-9-5	13-2-9											
2009	335	335	110	203	22	6,390-1,020	2,103-436	4,287	34/196	4,483	550	347	9	115-892	20/10	43	361	2-3-2	2-7-6											
2010	327	327	104	201	22	5,828-1,035	1,786-428	4,042	31/166	4,208	576	379	19	109-863	28/11	46	394	4-7-3	7-16-6											

COWBOYS DEFENSE YEAR-BY-YEAR

YEAR	TOTAL		1ST DOWNS		NET OFFENSE		RUSHING		NET		PASSING		COMP		PENALTIES		FUMBLES		TDs		POINTS		NFC RANK		NFL RANK			
	YDS	PLYS	RUSH	PASS	YDS	PLYS	YDS	ATT	SACKS	GROSS	ATT	INT	NO	YDS	NO	LOST	NO	YDS	NO	LOST	NO	YDS	NO	TOT	R-U	TOT	R-U	PA
1960	216		106	97	4,372	858	2,242	445	2,130	20/175	2,305	393	159	15	72	671.5	21-11	44	369					13-13-8				
1961	254		122	120	4,592	787	2,161	439	2,431	22/204	2,635	326	168	25	38	362	30-18	49	390					10-12-7				
1962	274		93	166	5,184	848	1,510	386	3,674	25/230	3,904	437	233	20	56	569	33-16	52	402					13-4-14				
1963	266		114	139	5,325	878	2,094	455	3,231	20/161	3,392	403	202	26	52	479	23-11	48	378					13-14-13				
1964	211		71	121	3,750	860	1,504	438	2,246	45/325	2,571	377	172	18	75	781	26-20	34	289					2-2-4				
1965	240		80	138	4,192	885	1,444	422	2,748	39/315	3,063	424	205	18	50	483	37-20	33	280					6-2-9				
1966	211		64	140	3,558	873	1,176	356	2,382	60/420	2,802	457	212	17	63	778	23-14	29	239					2-1-7				
1967	236		64	145	3,874	866	1,094	339	2,790	45/377	3,167	482	260	29	64	707	28-18	35	268					7-1-11				
1968	202		61	123	3,633	863	2,071	480	2,438	51/400	2,838	428	220	26	54	657	21-15	23	186					4-1-11				
1969	203		52	141	3,707	826	1,050	313	2,657	55/452	3,109	458	235	24	58	680	23-11	28	223					3-1-11				
1970	205		87	105	3,569	855	1,656	415	1,913	41/313	2,226	399	193	24	70	732	25-14	24	221					4-9-3				
1971	200		59	125	3,468	817	1,144	353	2,324	43/336	2,660	421	209	26	61	647	40-25	25	222					3-2-19				
1972	217		81	113	3,755	842	1,515	428	2,240	32/268	2,508	382	187	16	59	586	40-17	28	240					7-1-19				
1973	208		83	106	3,466	827	1,471	435	1,995	40/306	2,301	352	187	18	52	516	44-23	23	203					5-3-16				
1974	199		63	110	3,463	803	1,344	417	2,529	47/327	2,856	349	178	13	69	657	31-13	28	235					4-2-14				
1975	234		100	113	3,739	888	1,699	474	2,040	41/288	2,328	373	162	25	63	639	43-19	33	268					5-4-8				
1976	246		113	111	3,730	919	1,821	484	1,909	44/327	2,236	391	187	16	71	643	32-12	25	194					7-6-7				
1977	205		88	94	3,213	880	1,651	457	1,562	53/429	1,991	370	154	21	78	731	22-10	26	212					1-3-2				
1978	232		83	128	4,009	967	1,721	477	2,288	58/442	2,730	432	202	23	95	783	27-13	25	208					2-1-5				
1979	259		105	135	4,586	978	2,115	500	2,471	43/362	2,883	435	207	13	70	704	20-10	38	313					4-4-3				
1980	296		98	160	5,279	996	2,069	469	3,205	43/358	3,563	484	231	27	106	989	33-20	38	311					7-7-7				
1981	287		107	160	5,419	1,021	2,049	468	3,370	42/347	3,717	511	236	37	104	837	43-16	34	277					13-8-13				
1982	163		57	95	2,753	581	1,011	260	1,742	32/260	2,002	289	152	15	52	431	20-10	17	145					7-7-5				

YEAR	TOTAL		1ST DOWNS		NET OFFENSE		RUSHING		NET		PASSING		COMP		INT		PENALTIES		FUMBLES		TDs		POINTS		MFC RANK		NFL RANK	
			RUSH	PASS	YDS-PLYS	YDS-ATT	YDS-ATT	NET	SACKS	GROSS	ATT	COMP	INT	NO-YDS	NO-LOST			NO-YDS	NO-LOST					TOT-RU/PA	TOT-RU/PA			
1983	286	82	181	23	5,427-1,025	1,499-410	3,928	57/437	4,365	558	299	27	100-873	31-21	42	360	10-2-13	17-21-27										
1984	283	106	155	22	5,036-1,094	2,226-510	2,810	57/390	3,200	527	250	28	93-854	35-16	36	308	3-11-3	7-24-5										
1985	312	98	193	21	5,608-1,076	1,853-465	3,755	62/459	4,214	549	279	33	108-990	24-15	40	333	11-6-13	20-11-26										
1986	286	118	148	20	4,985-1,017	2,200-500	2,785	53/364	3,149	464	226	17	90-817	29-18	41	337	7-11-3	10-23-3										
1987	294	85	175	34	5,061-1,012	1,617-459	3,444	51/337	3,781	523	269	23	100-857	29-20	42	348	9-4-13	20-6-27										
1988	297	93	180	24	5,414-1,023	1,856-454	3,556	46/327	3,883	523	264	10	92-772	24-9	44	381	12-10-12	20-13-24										
1989	321	116	183	22	5,556-1,060	1,991-543	3,565	29/183	3,748	488	301	7	102-723	22-10	44	393	9-10-8	20-18-20										
1990	280	109	153	18	4,615-988	1,976-482	2,639	36/292	2,931	470	271	11	104-911	32-19	36	308	4-9-1	10-18-2										
1991	299	103	180	16	5,066-963	1,571-400	3,495	23/151	3,646	540	320	12	97-801	23-11	32	310	12-6-13	17-8-23										
1992	241	68	147	26	3,933-873	1,244-345	2,689	44/347	3,036	484	263	17	94-727	25-14	29	243	1-1-2	1-1-5										
1993	297	94	176	27	4,767-1,012	1,651-423	3,116	34/231	3,347	555	334	14	87-653	22-14	23	229	7-5-7T	10-11-10T										
1994	273	86	157	30	4,313-1,006	1,561-437	2,752	47/299	3,051	522	269	22	102-826	15-9	27	248	1-5-1	1-10-1										
1995	303	113	165	25	5,044-1,001	1,772-442	3,272	36/219	3,491	523	293	19	112-913	16-6	32	291	4-9-4	9-16-8										
1996	260	89	144	27	4,382-958	1,576-437	2,806	37/219	3,025	484	271	19	94-717	26-14	24	250	2-5-2	3-10-2										
1997	281	104	139	38	4,516-1,022	1,984-511	2,522	38/195	2,717	473	253	7	99-757	27-12	36	314	2-12-1	2-24-1										
1998	276	84	162	30	5,164-988	1,619-401	3,545	34/222	3,767	553	290	14	120-917	23-12	32	275	9-6-12	18-12-22										
1999	266	81	154	31	4,840-997	1,442-417	3,398	35/217	3,615	545	297	24	107-862	23-9	28	276	3-3-4	9-6-13										
2000	309	137	145	27	5,329-1,021	2,636-538	2,693	25/169	2,882	458	277	16	108-999	23-9	41	361	9-15-2	19-31-3										
2001	272	90	160	22	4,599-985	1,710-472	2,889	24/130	3,019	489	287	9	69-634	29-16	37	338	2-6-2	4-13-3										
2002	291	90	178	23	5,257-1,079	1,818-481	3,449	24/137	3,586	574	334	19	119-919	23-11	35	325	9-8-10	18-15-19										
2003	228	67	127	33	4,056-937	1,425-413	2,631	32/189	2,820	492	239	13	88-763	24-12	28	260	1-1-1	1-3-1										
2004	297	88	180	29	5,285-960	1,764-425	3,521	33/197	3,718	502	310	13	104-879	20-9	49	405	7-3-11	16-10-21										
2005	256	87	150	19	4,814-946	1,731-414	3,083	37/236	3,319	495	271	15	142-1,015	21-11	35	308	7-8-7	10-15-11										
2006	294	88	179	27	5,165-974	1,659-429	3,506	34/223	3,729	511	301	18	93-886	26-13	40	350	6-4-10	13-10-24										
2007	304	86	195	23	4,922-1,008	1,513-381	3,409	46/313	3,728	581	342	19	85-785	26-10	36	325	4-3-4	9-6-13										
2008	276	85	163	28	4,709-969	1,706-402	3,003	59/374	3,377	508	308	8	87-601	28-14	36	365	5-6-3	8-12-5										
2009	286	74	186	26	5,064-962	1,449-365	3,615	42/259	3,874	572	344	11	92-763	21-9	28	250	4-3-9	9-4-20										
2010	309	84	200	25	5,626-977	1,734-402	3,892	35/257	4,149	540	348	20	79-641	20-10	51	436	13-6-14	23-12-26										

Cowboys Leaders By Years

RUSHING

Year	Player	Att.	Yds.	Avg.	Long	TD	NFL/NFC Rank
1960	Dupre, L.G.	104	362	3.5	18	3	20
1961	*Perkins, Don	200	815	4.1	47	4	6
1962	Perkins, Don	222	945	4.3	35	7	5
1963	Perkins, Don	149	614	4.1	19t	7	10
1964	Perkins, Don	174	768	4.4	59	6	5
1965	Perkins, Don	177	690	3.9	43	0	7
1966	Reeves, Dan	175	757	4.3	67t	8	6
1967	Perkins, Don	201	823	4.1	30	6	6
1968	Perkins, Don	191	836	4.4	28t	4	6
1969	*Hill, Calvin	204	942	4.6	55	8	2
1970	*Thomas, Duane	151	803	5.3	47t	5	8/5
1971	Thomas, Duane	175	793	4.5	56t	11	11/7
1972	Hill, Calvin	245	1,036	4.2	26	6	7/3
1973	Hill, Calvin	273	1,142	4.2	21	6	3/2
1974	Hill, Calvin	185	844	4.6	27	7	8/3
1975	Newhouse, Robert	209	930	4.4	29	2	9/4
1976	Denno, Doug	153	542	3.5	14	6	35/18
1977	*Dorsett, Tony	208	1,007	4.8	84t	12	9/4
1978	Dorsett, Tony	290	1,325	4.6	63t	7	3/2
1979	Dorsett, Tony	250	1,107	4.4	41	6	11/8
1980	Dorsett, Tony	278	1,185	4.3	56	11	6/6
1981	Dorsett, Tony	342	1,646	4.8	75t	4	2/2
1982	Dorsett, Tony	177	745	4.2	99t	5	2/1
1983	Dorsett, Tony	289	1,321	4.6	77	8	6/5
1984	Dorsett, Tony	302	1,189	3.9	31t	8	7/7
1985	Dorsett, Tony	305	1,307	4.3	60t	7	6/4
1986	Dorsett, Tony	184	748	4.1	33	5	19/11
1987	Walker, Herschel	209	891	4.3	60t	7	6/3
1988	Walker, Herschel	361	1,514	4.2	38	5	2/1
1989	Palmer, Paul	112	446	4.0	63t	2	39/18
1990	*Smith, Emmitt	241	937	3.9	48t	11	10/5
1991	Smith, Emmitt	365	1,563	4.3	75t	12	1/1
1992	Smith, Emmitt	373	1,713	4.6	68t	18	1/1
1993	Smith, Emmitt	283	1,486	5.3	62t	9	1/1
1994	Smith, Emmitt	368	1,484	4.0	46	21	3/2
1995	Smith, Emmitt	377	1,773	4.7	60t	25	1/1
1996	Smith, Emmitt	327	1,204	3.7	42	12	8/4
1997	Smith, Emmitt	261	1,074	4.1	44	4	12/5
1998	Smith, Emmitt	319	1,332	4.2	32	13	5/4
1999	Smith, Emmitt	329	1,397	4.2	63t	11	4/2
2000	Smith, Emmitt	294	1,203	4.1	52	9	13/4
2001	Smith, Emmitt	261	1,021	3.9	44	3	15/7
2002	Smith, Emmitt	254	975	3.8	30t	5	20/8
2003	Hambrick, Troy	275	972	3.5	42	5	19/8
2004	*Jones, Julius	197	819	4.2	53	7	28/14
2005	Jones, Julius	257	993	3.9	51	5	17/8
2006	Jones, Julius	267	1,084	4.1	77t	4	17/10
2007	Barber, Marion	204	975	4.8	54	10	18/8
2008	Barber, Marion	238	885	3.7	35	7	21/12
2009	Barber, Marion	214	932	4.4	35	7	17/7
2010	Jones, Felix	185	800	4.3	34	1	23/9

PASSING

Year	Player	Att.	Comp.	Pct.	Yds.	TD	Int.	Rating	NFL/NFC Rank
1960	LeBaron, Eddie	225	111	49.3	1,736	12	25	53.4	8
1961	LeBaron, Eddie	236	120	50.8	1,741	14	16	66.5	9
1962	LeBaron, Eddie	166	95	57.2	1,436	16	9	95.3	3
1963	Meredith, Don	310	167	53.9	2,381	17	18	73.2	10
1964	Meredith, Don	323	158	48.9	2,143	9	16	67.3	15
1965	Meredith, Don	305	141	46.2	2,415	22	13	79.7	8
1966	Meredith, Don	344	177	51.5	2,805	24	12	87.7	4
1967	Meredith, Don	255	128	50.2	1,834	16	16	68.6	8
1968	Meredith, Don	309	171	55.3	2,500	21	12	88.3	2
1969	Morton, Craig	302	162	53.6	2,619	21	15	85.4	5
1970	Morton, Craig	207	102	49.3	1,819	15	7	89.7	5/4
1971	Staubach, Roger	211	126	59.7	1,882	15	4	104.8	1/1
1972	Morton, Craig	339	185	54.6	2,396	15	21	65.9	15/7
1973	Staubach, Roger	286	179	62.6	2,428	23	15	94.6	1/1
1974	Staubach, Roger	360	190	52.8	2,552	11	15	68.5	14/7
1975	Staubach, Roger	348	198	56.9	2,666	17	16	78.6	8/2
1976	Staubach, Roger	369	208	56.4	2,715	14	11	79.9	8/5
1977	Staubach, Roger	361	210	58.2	2,620	18	9	87.1	2/1
1978	Staubach, Roger	413	231	55.9	3,190	25	16	84.9	1/1
1979	Staubach, Roger	461	267	57.9	3,586	27	11	92.4	1/1
1980	White, Danny	436	260	59.6	3,287	28	25	80.8	9/7
1981	White, Danny	391	223	57.0	3,098	22	13	87.5	5/2
1982	White, Danny	247	156	63.2	2,079	16	12	91.1	4/2
1983	White, Danny	533	334	62.7	3,980	29	23	85.6	9/6

* Rookie

PASSING (cont.)

Year	Player	Att.	Comp.	Pct.	Yds.	TD	Int.	Rating	NFL/NFC Rank
1984	White, Danny.....	233	126	54.1	1,580	11	11	71.5	22/11
1985	White, Danny.....	450	267	59.3	3,157	21	17	80.6	9/4
1986	Pelluer, Steve.....	378	215	56.9	2,727	8	17	67.9	20/9
1987	White, Danny.....	362	215	59.4	2,617	12	17	73.2	19/9
1988	Pelluer, Steve.....	435	245	56.3	3,139	17	19	73.9	16/9
1989	*Aikman, Troy.....	293	155	52.9	1,749	9	18	55.7	27/14
1990	Aikman, Troy.....	399	226	56.6	2,579	11	18	66.6	27/14
1991	Aikman, Troy.....	363	237	65.3	2,754	11	10	86.7	6/4
1992	Aikman, Troy.....	473	302	63.8	3,445	23	14	89.5	3/3
1993	Aikman, Troy.....	392	271	69.1	3,100	15	6	99.0	2/2
1994	Aikman, Troy.....	361	233	64.5	2,676	13	12	84.9	6/4
1995	Aikman, Troy.....	432	280	64.8	3,304	16	7	93.6	3/2
1996	Aikman, Troy.....	465	296	63.7	3,126	12	13	80.1	12/5
1997	Aikman, Troy.....	518	292	56.4	3,283	19	12	78.0	17/8
1998	Aikman, Troy.....	315	187	59.4	2,330	12	5	88.5	8/4
1999	Aikman, Troy.....	442	263	59.5	2,964	17	12	81.1	14/8
2000	Aikman, Troy.....	262	156	59.5	1,632	7	14	64.3	32/16
2001	*Carter, Quincy.....	176	90	51.1	1,072	5	7	63.0	DNQ
2002	*Hutchinson, Chad.....	250	127	50.8	1,555	7	8	66.3	29/14
2003	Carter, Quincy.....	505	292	57.8	3,302	17	21	71.4	24/11
2004	Testaverde, Vinny.....	495	297	60.0	3,532	17	20	76.4	26/13
2005	Bledsoe, Drew.....	499	300	60.1	3,639	23	17	83.7	17/8
2006	Romo, Tony.....	337	220	65.3	2,903	19	13	95.1	5/3
2007	Romo, Tony.....	520	335	64.4	4,211	36	19	97.4	5/1
2008	Romo, Tony.....	450	276	61.3	3,448	26	14	91.4	8/4
2009	Romo, Tony.....	550	347	63.1	4,483	26	9	97.6	8/4
2010	Kitna, Jon.....	318	209	65.7	2,365	16	12	88.9	14/6

RECEIVING (receptions)

Year	Player	No.	Yds.	Avg.	Long	TD	NFL/NFC Rank
1960	Doran, Jim.....	31	554	17.9	75t	3	21
1961	Howton, Billy.....	56	785	14.0	53	4	6
1962	Howton, Billy.....	49	706	14.4	69t	6	15
1963	Clarke, Frank.....	43	833	19.4	75t	10	3
1964	Clarke, Frank.....	65	973	15.0	49	5	3
1965	*Hayes, Bob.....	46	1,003	21.8	82t	12	13
1966	Hayes, Bob.....	64	1,232	19.3	95t	13	4
1967	Rentzel, Lance.....	58	996	17.2	74t	8	6
1968	Rentzel, Lance.....	54	1,009	18.7	65t	6	3
1969	Rentzel, Lance.....	43	960	22.3	75t	12	20
1970	Hayes, Bob.....	34	889	26.1	89t	10	45/26
1971	Garrison, Walt.....	40	396	9.9	36	1	23/10
1972	Hill, Calvin.....	43	364	8.5	33t	3	18/9
1973	Hill, Calvin.....	32	290	9.1	29	0	36/21
1974	Pearson, Drew.....	62	1,087	17.9	50t	2	3/2
1975	Pearson, Drew.....	46	822	17.9	46t	8	16/9
1976	Pearson, Drew.....	58	806	13.9	54	6	4/1
1977	Pearson, Drew.....	48	870	18.1	67	2	9/3
1978	Pearson, Preston.....	47	526	11.2	34	0	26/15
1979	Hill, Tony.....	60	1,062	17.7	75t	10	12/6
1980	Hill, Tony.....	60	1,055	17.6	58t	8	16/9
1981	Hill, Tony.....	46	953	20.7	63t	4	47/26
	Springs, Ron.....	46	359	7.8	32t	2	
1982	Hill, Tony.....	35	526	15.0	47	1	22/8
1983	Springs, Ron.....	73	589	8.1	80t	1	9/4
1984	Cosbie, Doug.....	60	789	13.2	36	4	28/12
1985	Hill, Tony.....	74	1,113	15.0	53t	7	9/3
1986	Walker, Herschel.....	76	837	11.0	84t	2	9/4
1987	Walker, Herschel.....	60	715	11.9	44	1	5/4
1988	Alexander, Ray.....	54	788	14.6	50t	6	34/21
1989	Martin, Kelvin.....	46	644	14.0	46	2	53/26
1990	Martin, Kelvin.....	64	732	11.4	45	0	17/9
1991	Irvin, Michael.....	93	1,523	16.4	66t	8	2/1
1992	Irvin, Michael.....	78	1,396	17.9	87t	7	7/4
1993	Irvin, Michael.....	88	1,330	15.1	61t	7	3/3
1994	Irvin, Michael.....	79	1,241	15.7	65t	6	13/8
1995	Irvin, Michael.....	111	1,603	14.4	50	10	5/5
1996	Irvin, Michael.....	64	962	15.0	61	2	27/15
1997	Irvin, Michael.....	75	1,180	15.7	55	9	12/7
1998	Irvin, Michael.....	74	1,057	14.3	51	1	14/6
1999	Ismail, Raghieb.....	80	1,097	13.7	76t	6	12/8
2000	McKnight, James.....	52	926	17.8	48	2	61/31
2001	Ismail, Raghieb.....	53	834	15.7	80t	2	54/24
2002	Galloway, Joey.....	61	908	14.9	80t	6	39/18
2003	Anderson, Richie.....	69	493	7.1	37	4	21/10
2004	Witten, Jason.....	87	980	11.3	42t	6	11/7
2005	Johnson, Keyshawn.....	71	839	11.8	34	6	23/9
2006	Owens, Terrell.....	85	1,180	13.9	56t	13	13/6
2007	Witten, Jason.....	96	1,145	11.9	53	7	10/3
2008	Witten, Jason.....	81	952	11.8	42	4	14/6
2009	Witten, Jason.....	94	1,030	11.0	69	2	9/3
2010	Witten, Jason.....	94	1,002	10.7	33	9	3/2

* Rookie

PUNTING

Year	Player	No.	Yards	Avg.	TB	IN20	Long	Had Bk	NET	NFL/NFC Rank
1960	Sherer, Dave	57	2,420	42.5	4	15	67	0	39.5	7
1961	*Green, Allen	60	2,236	37.3	3	6	53	1	32.5	14
1962	Baker, Sam	57	2,589	45.4	4	13	72	0	40.7	3
1963	Baker, Sam	71	3,138	44.2	4	13	64	0	40.6	7
1964	*Lothridge, Billy	62	2,501	40.3	5	17	75	0	38.1	15
1965	Villanueva, Danny	60	2,505	41.8	8	11	58	0	37.9	10
1966	Villanueva, Danny	64	2,551	39.9	3	14	58	1	36.7	13
1967	Villanueva, Danny	67	2,707	40.4	4	9	57	0	35.2	9
1968	Widby, Ron	59	2,415	40.9	7	17	84	0	36.4	5
1969	Widby, Ron	63	2,729	43.3	4	9	62	0	37.2	2
1970	Widby, Ron	68	2,847	41.9	6	10	59	1	35.4	10/2
1971	Widby, Ron	55	2,329	42.3	6	8	59	1	35.3	8/3
1972	*Bateman, Marv	51	1,949	38.2	3	4	61	0	36.2	24/13
1973	Bateman, Marv	53	2,290	43.2	5	14	62	2	37.1	11/7
1974	*Carrell, Duane	40	1,591	39.8	5	15	59	0	31.4	11/5
1975	*Hoopes, Mitch	67	2,676	39.9	8	15	55	1	33.2	16/9
1976	White, Danny	70	2,690	38.4	12	13	54	2	30.5	20/9
1977	White, Danny	80	3,171	39.6	10	25	57	1	33.2	12/8
1978	White, Danny	76	3,076	40.5	11	16	56	1	33.1	8/5
1979	White, Danny	76	3,168	41.7	9	21	73	0	36.0	4/2
1980	White, Danny	71	2,903	40.9	11	17	58	0	34.9	10/5
1981	White, Danny	81	3,284	40.8	7	19	60	0	36.0	14/8
1982	White, Danny	37	1,542	41.7	2	6	56	0	37.4	8/5
1983	White, Danny	38	1,543	40.6	3	6	50	1	32.9	DNO
1984	White, Danny	82	3,151	38.4	8	21	54	0	34.6	28/14
1985	Saxon, Mike	81	3,396	41.9	10	20	57	1	35.5	13/8
1986	Saxon, Mike	86	3,498	40.7	10	28	58	1	34.5	15/9
1987	Saxon, Mike	68	2,685	39.5	5	20	63	0	34.2	20/10
1988	Saxon, Mike	80	3,271	40.9	15	24	55	0	34.2	10/4
1989	Saxon, Mike	79	3,233	40.9	6	19	56	2	34.3	10/6
1990	Saxon, Mike	79	3,413	43.2	8	20	62	0	35.6	4/2
1991	Saxon, Mike	57	2,426	42.6	5	16	64	0	36.8	11/6
1992	Saxon, Mike	61	2,620	43.0	9	19	58	0	33.5	9/5
1993	*Jett, John	56	2,342	41.8	3	22	59	0	37.7	21/10
1994	Jett, John	70	2,935	41.9	4	26	58	0	35.4	14/6
1995	Jett, John	53	2,166	40.9	6	17	58	0	34.5	24/12
1996	Jett, John	74	3,150	42.6	9	22	60	0	36.8	18/8
1997	*Gowin, Toby	86	3,592	41.8	9	26	72	0	35.4	27/13
1998	Gowin, Toby	77	3,342	43.4	14	31	65	1	36.6	17/7
1999	Gowin, Toby	81	3,500	43.2	10	24	64	0	35.1	7/2
2000	*Knorr, Micah	58	2,485	42.8	8	12	60	0	35.8	11/4
2001	Knorr, Micah	78	3,135	40.2	6	25	57	3	31.1	27/15
2002	Knorr, Micah	47	1,928	41.0	4	11	56	0	35.1	21/12
2003	Gowin, Toby	94	3,665	39.0	8	25	59	0	34.9	28/15
2004	McBriar, Mat	75	3,182	42.4	7	22	68	0	35.1	14/7
2005	McBriar, Mat	81	3,439	42.5	9	28	63	0	37.1	20/8
2006	McBriar, Mat	56	2,697	48.2	10	22	75	0	38.6	4/1
2007	McBriar, Mat	63	2,970	47.1	7	17	64	0	38.5	4/3
2008	Paulescu, Sam	53	2,213	41.8	5	14	70	0	35.2	26/11
2009	McBriar, Mat	72	3,249	45.1	3	38	63	0	39.9	10/5
2010	McBriar, Mat	65	3,115	47.9	8	22	65	1	41.7	1/1

SCORING

Year	Player	TD	PAT	TWO PT	FG	Tot.	NFL/NFC Rank
1960	Cone, Fred	0	21	-	6	39	27
1961	Clarke, Frank	9	0	-	0	54	22
1962	Baker, Sam	0	50	-	14	92	6
1963	Baker, Sam	0	38	-	9	65	14
1964	*Van Raaphorst, Dick	0	28	-	14	70	13
1965	Villanueva, Danny	0	37	-	16	85	10
1966	Villanueva, Danny	0	56	-	17	107	2
1967	Hayes, Bob	11	0	-	0	66	16
	Reeves, Dan	11	0	-	0	66	
1968	Clark, Mike	0	54	-	17	105	2
1969	Clark, Mike	0	43	-	20	103	2
1970	Clark, Mike	0	35	-	18	89	12/8
1971	Clark, Mike	0	47	-	13	86	13/7
1972	Fritsch, Toni	0	36	-	21	99	7/3
1973	Fritsch, Toni	0	43	-	18	97	11/7
1974	*Herrera, Efren	0	33	-	8	57	26/9
1975	Fritsch, Toni	0	38	-	22	104	3/2
1976	Herrera, Efren	0	34	-	18	88	6/4
1977	Herrera, Efren	0	39	-	18	93	3/2
1978	Septien, Rafael	0	46	-	16	94	5/2
1979	Septien, Rafael	0	40	-	19	97	8/3
1980	Septien, Rafael	0	59	-	11	92	13/6
1981	Septien, Rafael	0	40	-	27	121	1/1
1982	Septien, Rafael	0	28	-	10	58	11/5
1983	Septien, Rafael	0	57	-	22	123	5/5
1984	Septien, Rafael	0	33	-	23	102	13/6
1985	Septien, Rafael	0	42	-	19	99	17/8
1986	Septien, Rafael	0	43	-	15	88	20/9

* Rookie

SCORING (cont.)

Year	Player	TD	PAT	TWO PT	FG	Tot.	NFL/NFC Rank
1987	Ruzek, Roger	0	26	-	22	32	5/3
1988	Ruzek, Roger	0	27	-	12	63	36/17
1989	Ruzek, Roger	0	14	-	5	29	DNQ
1990	* Willis, Ken	0	26	-	18	80	25/13
1991	Willis, Ken	0	37	-	27	118	3/2
1992	* Elliott, Lin	0	47	-	24	119	4/3
1993	Murray, Eddie	0	38	-	28	122	6/3
1994	Smith, Emmitt	22	0	-	0	132	2/1
1995	Smith, Emmitt	25	0	0	0	150	1/1
1996	Boniol, Chris	0	24	0	32	120	6/4
1997	Cunningham, Richie	0	24	0	34	126	2/1
1998	Cunningham, Richie	0	40	0	29	127	5/3
1999	Smith, Emmitt	13	0	0	0	78	31/15
2000	* Seder, Tim	1	27	0	25	108	14/7
2001	Seder, Tim	1	12	0	11	51	53/23
2002	* Cundiff, Billy	0	25	0	12	61	43/20
2003	Cundiff, Billy	0	30	0	23	99	23/12
2004	Cundiff, Billy	0	31	0	20	91	26/12
2005	Cortez, Jose	0	13	0	12	49	58/28
2006	Barber, Marion	16	0	0	0	96	31/11
2007	* Folk, Nick	0	53	0	26	131	4/2
2008	Folk, Nick	0	42	0	20	102	4/2
2009	Folk, Nick	0	36	0	18	90	23/9
2010	Buehler, David	0	42	0	24	114	10/4

FIELD GOALS

Year	Player	Att.	Made	Pct.	Long	NFL/NFC Rank
1960	Cone, Fred	13	6	.462	45	12
1961	Bielski, Dick	9	6	.667	42	13
1962	Baker, Sam	27	14	.519	53	3
1963	Baker, Sam	20	9	.450	53	12
1964	* Van Raaphorst, Dick	29	14	.483	43	8
1965	Villaneuva, Danny	27	16	.593	41	7
1966	Villaneuva, Danny	31	17	.548	37	8
1967	Villaneuva, Danny	23	9	.391	34	14
1968	Clark, Mike	29	17	.586	50	7
1969	Clark, Mike	36	20	.555	47	5
1970	Clark, Mike	27	18	.667	43	7/4
1971	Clark, Mike	25	13	.520	48	19/9
1972	Fritsch, Toni	36	21	.583	54	18/8
1973	Fritsch, Toni	28	18	.643	37	12/4
1974	* Herrera, Efren	13	6	.615	39	11/5
1975	Fritsch, Toni	35	22	.629	43	14/8
1976	Herrera, Efren	23	18	.783	46	1/1
1977	Herrera, Efren	29	18	.621	52	12/1
1978	Septien, Rafael	26	16	.615	48	17/9
1979	Septien, Rafael	29	19	.655	51	9/4
1980	Septien, Rafael	17	11	.647	52	13/7
1981	Septien, Rafael	35	27	.771	47	4/3
1982	Septien, Rafael	14	10	.714	53	13/6
1983	Septien, Rafael	27	22	.815	47	7/3
1984	Septien, Rafael	29	23	.793	52	4/3
1985	Septien, Rafael	28	19	.679	53	18/9
1986	Septien, Rafael	21	15	.714	50	11/5
1987	Ruzek, Roger	25	22	.880	49	2/1
1988	Ruzek, Roger	22	12	.546	50	25/14
1989	Zendejas, Luis	9	5	.556	47	DNQ
1990	* Willis, Ken	25	18	.720	49	17/8
1991	Willis, Ken	39	27	.692	54	21/11
1992	* Elliott, Lin	35	24	.686	53	18/10
1993	Murray, Eddie	33	28	.848	52	5/3
1994	* Boniol, Chris	29	22	.759	47	18/6
1995	Boniol, Chris	28	27	.964	45	1/1
1996	Boniol, Chris	36	32	.889	52	1/2
1997	Cunningham, Richie	37	34	.919	53	2/1
1998	Cunningham, Richie	35	29	.829	54	11/5
1999	Cunningham, Richie	22	12	.545	47	30/15
2000	* Seder, Tim	33	25	.758	48	20/11
2001	Hilbert, Jon	15	11	.733	43	31/15
	Seder, Tim	17	11	.647	46	
2002	* Cundiff, Billy	19	12	.632	48	30/15
2003	Cundiff, Billy	29	23	.793	52	16/6
2004	Cundiff, Billy	26	20	.769	49	25/12
2005	Cortez, Jose	16	12	.750	45	31/15
2006	Vanderjagt, Mike	18	13	.722	50	
2007	* Folk, Nick	31	26	.839	53	20/9
2008	Folk, Nick	22	20	.909	52	26/14/4
2009	Folk, Nick	28	18	.643	51	23/11
2010	Buehler, David	32	24	.750	53	13/7/1

* Rookie

KICKOFF RETURNS

Year	Player	No.	Yds.	Avg.	Long	TD	NFL/NFC Rank
1960	Franchhauser, Tom.....	25	509	19.5	46	0	19
1961	* Marsh, Amos.....	26	667	25.7	79	0	13
1962	Marsh, Amos.....	29	725	25.0	101t	1	10
1963	* Stiger, Jim.....	18	432	24.0	66	0	12
1964	* Renfro, Mel.....	40	1,017	25.4	65	0	7
1965	Renfro, Mel.....	21	630	30.0	100t	1	4
1966	Renfro, Mel.....	19	487	25.6	87t	1	9
1967	Garrison, Walt.....	20	366	18.3	36	0	23
1968	Baynham, Craig.....	23	590	25.7	40	0	7
1969	* Flowers, Richmond.....	11	283	25.7	30	0	29
1970	* Thomas, Duane.....	19	416	21.9	33	0	23/10
1971	Harris, Cliff.....	29	823	28.4	77	0	4/4
1972	Harris, Cliff.....	26	615	23.7	44	0	23/11
1973	Montgomery, Mike.....	6	175	29.2	63	0	DNQ
1974	* Morgan, Dennis.....	35	823	23.5	43	0	21/11
1975	Pearson, Preston.....	16	391	24.4	42	0	13/7
1976	* Johnson, Butch.....	28	693	24.8	74	0	11/5
1977	Johnson, Butch.....	22	536	24.4	64	0	9/5
1978	* Johnson, Butch.....	29	603	20.8	56	0	27/12
1979	* Springs, Ron.....	38	780	20.5	70	0	25/12
1980	* Jones, James.....	32	720	22.5	41	0	1/16
1981	Jones, James.....	27	517	19.1	33	0	36/17
1982	Fellows, Ron.....	16	359	22.4	35	0	16/9
1983	Fellows, Ron.....	43	855	19.9	53	0	26/12
1984	Allen, Gary.....	33	666	20.2	34	0	24/11
1985	* Lavette, Robert.....	34	682	20.1	34	0	27/13
1986	Lavette, Robert.....	36	699	19.4	37	0	27/12
1987	Clack, Darryl.....	29	635	21.9	48	0	9/7
1988	Burbage, Cornell.....	20	448	22.4	53	0	9/2
1989	* Dixon, James.....	47	1,181	25.1	97t	1	5/2
1990	Dixon, James.....	36	736	20.4	47	0	13/7
1991	Wright, Alexander.....	21	514	24.5	102t	1	3/2
1992	Martin, Kelvin.....	24	503	21.0	59	0	13/10
1993	* Williams, Kevin.....	31	689	22.2	49	0	8/6
1994	Williams, Kevin.....	43	1,148	26.7	87t	1	4/3
1995	Williams, Kevin.....	49	1,108	22.6	43	0	16/6
1996	Walker, Herschel.....	27	779	28.9	89	0	2/2
1997	Walker, Herschel.....	50	1,167	23.3	49	0	16/10
1998	Mathis, Kevin.....	25	621	24.8	42	0	13/6
1999	Tucker, Jason.....	22	613	27.9	79	0	2/2
2000	Tucker, Jason.....	51	1,099	21.5	90	0	27/13
2001	Swinton, Reggie.....	56	1,327	23.7	77	0	9/7
2002	Swinton, Reggie.....	28	697	24.9	100t	1	10/6
2003	* Smith, Zuriel.....	23	495	21.5	54	0	26/14
2004	Lee, ReShard.....	41	964	23.5	62	0	13/7
2005	* Thompson, Tyson.....	57	1,399	24.5	49	0	9/4
2006	* Austin, Miles.....	29	753	26.0	37	0	9/3
2007	Austin, Miles.....	24	612	25.5	60	0	9/4
2008	Austin, Miles.....	29	624	21.5	36	0	33/18
2009	Jones, Felix.....	30	678	22.6	41	0	26/13
2010	* Owusu-Ansah, Akwasi.....	25	543	21.7	41	0	30/14

* Rookie

PUNT RETURNS

Year	Player	No.	Yds.	Avg.	Long	TD	NFL/NFC Rank
1960	Butler, Bill.....	13	131	10.1	46	0	2
1961	* Marsh, Amos.....	14	71	5.1	19	0	14
1962	Lockett, J.W.....	8	45	5.6	17	0	14
1963	* Stiger, Jim.....	14	141	10.1	45	0	6
1964	* Renfro, Mel.....	32	418	13.1	69t	1	3
1965	Renfro, Mel.....	24	145	6.0	35	0	9
1966	Hayes, Bob.....	17	106	6.2	18	0	7
1967	Hayes, Bob.....	24	276	11.5	69t	1	2
1968	Hayes, Bob.....	15	312	20.8	90t	2	1
1969	Hayes, Bob.....	18	179	9.9	50	0	3
1970	Hayes, Bob.....	15	116	7.7	34	0	20/7
1971	Harris, Cliff.....	17	129	7.6	35	0	11/4
1972	Harris, Cliff.....	19	78	4.1	21	0	21/11
1973	* Richards, Golden.....	21	139	6.6	46	0	23/10
1974	* Morgan, Dennis.....	19	287	15.1	98t	1	3/2
1975	Richards, Golden.....	28	288	10.3	43t	1	12/5
1976	* Johnson, Butch.....	45	489	10.9	55	0	8/4
1977	Johnson, Butch.....	50	423	8.5	38	0	20/7
1978	Johnson, Butch.....	51	401	7.9	23	0	18/9
1979	* Wilson, Steve.....	35	236	6.8	13	0	20/7
1980	* Jones, James.....	54	548	10.1	52	0	5/4
1981	Jones, James.....	33	188	5.7	17	0	28/14
1982	Fellows, Ron.....	25	189	7.6	17	0	18/8
1983	Hill, Rod.....	30	232	7.7	37	0	20/10
1984	Allen, Gary.....	54	446	8.3	18	0	16/8
1985	Bates, Bill.....	22	152	6.9	21	0	20/8

PUNT RETURNS (cont.)

Year	Player	No.	Yds.	Avg.	Long	TD	NFL/NFC Rank
1986	Banks, Gordon.....	27	160	5.9	20	0	22/11
1987	*Martin, Kelvin.....	22	216	9.8	38	0	12/7
1988	Martin, Kelvin.....	44	360	8.2	21	0	17/7
1989	Shepard, Derrick.....	24	160	6.7	17	0	-
1990	Shepard, Derrick.....	20	121	6.1	13	0	20/13
1992	Martin, Kelvin.....	42	532	12.7	79t	2	2/2
1991	Martin, Kelvin.....	21	244	11.6	85t	1	3/3
1993	*Williams, Kevin.....	36	381	10.6	64t	2	8/3
1994	Williams, Kevin.....	39	349	8.9	83t	1	13/6
1995	Williams, Kevin.....	18	166	9.2	30	0	DNQ
1996	Martin, Kelvin.....	41	373	9.1	22	0	16/7
1997	Sanders, Deion.....	33	407	12.3	83t	1	5/3
1998	Sanders, Deion.....	24	375	15.6	69t	2	1/1
1999	Sanders, Deion.....	30	344	11.5	76	1	7/4
2000	McCarthy, Wane.....	30	353	11.8	64t	2	8/3
2001	Swinton, Reggie.....	11	141	13.4	65t	1	3/2
2002	Galloway, Joey.....	15	181	12.1	71	0	DNQ
2003	Galloway, Joey.....	20	178	8.9	36	0	20/8
2004	*Frazier, Lance.....	24	229	9.5	55	0	11/5
2005	Crayton, Patrick.....	23	166	7.2	25	0	19/10
2006	Newman, Terence.....	20	202	10.1	56t	1	12/5
2007	Crayton, Patrick.....	22	201	9.1	49	0	14/5
2008	Jones, Adam.....	21	95	4.5	18	0	26/3
2009	*Crayton, Patrick.....	36	437	12.1	82t	2	3/2
2010	*Bryant, Dez.....	15	215	14.3	93t	2	-

* Rookie

INTERCEPTIONS

Year	Player	No.	Yds.	Avg.	Long	TD	NFL/NFC Rank
1960	Bishop, Don.....	3	13	4.3	13	0	25
	Franckhauser, Tom.....	3	11	3.7	9	0	
1961	Bishop, Don.....	8	172	21.5	57	0	2
1962	Bishop, Don.....	6	134	22.3	44	0	9
1963	Green, Cornell.....	7	211	30.1	55	0	6
1964	*Renfro, Mel.....	7	110	15.7	39t	1	4
1965	Green, Cornell.....	3	49	16.3	43	0	27
	Livingston, Warren.....	3	5	1.7	5	0	
	*Logan, Obert.....	3	5	1.7	3	0	
1966	Green, Cornell.....	4	88	22.0	41	1	21
1967	Green, Cornell.....	7	52	7.4	28	0	7
	Renfro, Mel.....	7	38	5.4	30	0	
1968	Howley, Chuck.....	6	115	19.2	58	1	11
1969	Renfro, Mel.....	10	118	11.8	41	0	1
1970	*Waters, Charlie.....	5	45	9.0	20	0	16/9
1971	Adderley, Herb.....	6	182	30.3	46	0	9/4
1972	Waters, Charlie.....	6	132	22.0	56	1	7/3
1973	Jordan, Lee Roy.....	6	78	13.0	31t	1	4/2
1974	Harris, Cliff.....	3	8	2.7	8	0	42/20
1975	Jordan, Lee Roy.....	6	80	13.3	38	0	7/4
1976	Washington, Mark.....	4	49	12.3	22	0	24/11
1977	Harris, Cliff.....	5	7	1.4	7	0	16/7
1978	Barnes, Benny.....	5	72	14.4	38	0	25/14
1979	Hughes, Randy.....	2	91	45.5	68	0	93/45
	Harris, Cliff.....	2	35	17.5	20	0	
	Barnes, Benny.....	2	20	10.0	11	0	
	Lewis, D.D.....	2	8	4.0	5	0	
	Kyle, Aaron.....	2	0	0.0	0	0	
1980	Thurman, Dennis.....	5	114	22.8	78t	1	24/10
	Waters, Charlie.....	5	78	15.6	29	0	
1981	*Walls, Everson.....	11	133	12.1	33	0	1/1
1982	Walls, Everson.....	7	61	8.7	37	0	1/1
1983	Thurman, Dennis.....	6	49	8.2	34	0	15/8
1984	Downs, Michael.....	7	126	18.0	27t	1	4/2
1985	Walls, Everson.....	9	31	3.4	19	0	1/1
1986	Downs, Michael.....	6	54	9.0	31	0	11/7
1987	Walls, Everson.....	5	38	7.6	30	0	7/4
1988	Williams, Robert.....	2	18	9.0	12	0	81/47
	Downs, Michael.....	2	3	1.5	3	0	
	Walls, Everson.....	2	0	0.0	0	0	
1989	Lockhart, Eugene.....	2	14	7.0	12	0	81/41
1990	Holt, Issiac.....	3	72	24.0	64t	1	33/17
	Washington, James.....	3	24	8.0	13	0	
1991	Holt, Issiac.....	4	2	0.5	2	0	23/13
1992	Washington, James.....	3	31	10.3	16	0	43/20
	Gant, Kenneth.....	3	19	6.3	11	0	
1993	Smith, Kevin.....	6	56	9.3	32t	1	7/2
1994	Woodson, Darren.....	5	140	28.0	94t	1	10/5
	Washington, James.....	5	43	8.6	25	0	
1995	Brown, Larry.....	6	124	20.7	65t	2	5/4
	Marion, Brock.....	6	6	4.0	6.7	32t	1
1996	Smith, Kevin.....	5	45	9.0	24	0	11/6
	Woodson, Darren.....	5	43	8.6	21	0	
1997	Sanders, Deion.....	81	40.5	50t	1	51/34	
	*Stoutmire, Omar.....	2	8	4.0	8	0	

INTERCEPTIONS (cont.)

Year	Player	No.	Yds.	Avg.	Long	TD	NFL/NFC Rank
1998	Sanders, Deion	5	153	30.6	71†	1	14/5
1999	Coakley, Dexter	4	119	29.8	46†	1	25/12
2000	Sparks, Phillip	5	59	11.8	43	0	17/9
2001	Woodson, Darren	3	11	3.7	6	0	35/21
2002	*Williams, Roy	5	90	18.0	85†	2	10/4
	*Ross, Derek	5	17	3.4	12	0	
2003	*Newman, Terence	4	23	5.8	25	0	21/10
2004	Newman, Terence	4	31	7.8	21	0	21/10
2005	Glenn, Aaron	4	10	2.5	10	0	19/9
2006	Williams, Roy	5	33	6.6	27	0	10†/4†
2007	Henry, Anthony	6	81	13.5	28†	1	5†/3
2008	Newman, Terence	4	2	0.5	2	0	14†/7†
2009	Jenkins, Mike	5	0	0.0	0	0	12†/8†
2010	Sensabaugh, Gerald	5	26	5.2	10	0	
	Newman, Terence	5	16	3.2	30	0	10†/5†

* Rookie

TACKLES

Year	Player	Solo	Asst.	Total	Year	Player	Solo	Asst.	Total
1979	Breunig, Bob	81	-	86	1995	Woodson, Darren	90	-	144
1980	Breunig, Bob	69	-	129	1996	Strickland, Fred	87	-	153
1981	Breunig, Bob	63	-	114	1997	Marion, Brock	92	-	158
1982	Downs, Michael	49	-	70	1998	Woodson, Darren	74	-	136
1983	Breunig, Bob	69	-	126	1999	Godfrey, Randall	95	-	143
1984	Downs, Michael	96	-	136	2000	Hambrick, Darren	78	-	154
1985	Lockhart, Eugene	69	-	128	2001	Nguyen, Dat	104	-	172
1986	Lockhart, Eugene	77	-	121	2002	Coakley, Dexter	99	-	173
1987	Downs, Michael	58	-	86	2003	Nguyen, Dat	93	-	140
1988	Bates, Bill	85	-	124	2004	Nguyen, Dat	93	-	135
1989	Lockhart, Eugene	154	-	222	2005	James, Bradie	72	-	109
1990	Lockhart, Eugene	72	-	139	2006	James, Bradie	67	-	132
1991	Del Rio, Jack	77	-	130	2007	James, Bradie	80	-	130
1992	Norton, Ken	64	-	120	2008	James, Bradie	85	-	202
1993	Norton, Ken	93	-	159	2009	James, Bradie	89	-	181
1994	Jones, Robert	83	-	162	2010	James, Bradie	86	-	163

SACKS

Year	Player	Sacks	Year	Player	Sacks
1960	Gonzaga, John	2.0	1986	Jeffcoat, Jeff	14.0
1961	Borden, Nate	3.0	1987	Jones, Ed	10.0
	Howley, Chuck	3.0	1988	Cobb, Reggie	7.5
	Lilly, Bob	3.0		Noonan, Danny	7.5
1962	Lilly, Bob	10.0	1989	Jeffcoat, Jim	11.5
1963	Lilly, Bob	5.0	1990	Stubbs, Daniel	7.5
1964	Andrie, George	12.5		* Jones, Jimmie	7.5
1965	Andrie, George	14.5	1991	Tolbert, Tony	7.0
1966	Andrie, George	18.5	1992	Jeffcoat, Jim	10.5
1967	Andrie, George	11.5	1993	Tolbert, Tony	7.5
1968	Pugh, Jethro	15.5	1994	Haley, Charles	12.5
1969	Pugh, Jethro	13.0	1995	Haley, Charles	10.5
1970	Pugh, Jethro	13.5	1996	Tolbert, Tony	12.0
1971	Pugh, Jethro	13.0	1997	Carver, Shante	6.0
1972	Pugh, Jethro	7.5	1998	Pittman, Kavika	6.0
1973	Toomay, Pat	10.5	1999	Ellis, Greg	7.5
1974	Martin, Harvey	7.5	2000	Ekuban, Ebenezer	6.5
1975	Martin, Harvey	9.5	2001	Ellis, Greg	6.0
1976	Martin, Harvey	14.5	2002	Ellis, Greg	7.5
1977	Martin, Harvey	23.0	2003	Ellis, Greg	8.0
1978	White, Randy	16.0	2004	Ellis, Greg	9.0
1979	Martin, Harvey	8.5	2005	Ellis, Greg	8.0
1980	Martin, Harvey	12.0		* Ware, DeMarcus	8.0
1981	Jones, Ed	9.5	2006	Ware, DeMarcus	11.5
1982	Martin, Harvey	8.0	2007	Ware, DeMarcus	14.0
1983	White, Randy	12.5	2008	Ware, DeMarcus	20.0
1984	White, Randy	12.5	2009	Ware, DeMarcus	11.0
1985	Jones, Ed	13.0	2010	Ware, DeMarcus	15.5

Sacks did not become an official stat until 1982.

SPECIAL TEAMS TACKLES

Year	Player	Solo	Asst.	Total	Year	Player	Solo	Asst.	Total
1988	Jax, Garth	13	-	24	2000	Reese, Izell	12	-	22
1989	Bates, Bill	14	-	19	2001	*Bell, Jason	15	-	21
1990	Bates, Bill	15	-	23	2002	Mackey, Louis	10	-	18
1991	Gant, Kenneth	18	-	25	2003	Dixon, Tony	11	-	20
1992	*Woodson, Darren	14	-	19	2004	James, Bradie	6	-	18
1993	Bates, Bill	9	-	25	2005	Davis, Keith	12	-	24
1994	Brownlow, Darrick	18	-	27	2006	Fowler, Ryan	10	-	24
1995	*Lang, David	17	-	30	2007	Watkins, Patrick	14	-	25
1996	Schwartz	24	-	32	2008	Davis, Keith	14	-	20
1997	*Williams, Charlie	16	-	26	2009	Hurd, Sam	17	-	19
1998	*Reese, Izell	12	-	21	2010	*McCray, Danny	25	-	28
1999	*Nguyen, Dat	11	-	18					

Special teams tackles tracked since 1988

*Rookie

Cowboys Individual Records

1960 — 12 games; 1961-77 — 14 games; 1978-2010 — 16 games.

NOTE: The 1982 regular season was reduced to nine games and the 1987 season to 15 games due to players' strikes.

SERVICE

Most Seasons

- 15 Ed Jones, 1974-78, 1980-89
- 15 Bill Bates, 1983-97
- 15 Mark Tuinei, 1983-97
- 14 Bob Lilly, 1961-74
- 14 Lee Roy Jordan, 1963-76
- 14 Mel Renfro, 1964-77
- 14 Jethro Pugh, 1965-78
- 14 Randy White, 1975-88
- 14 Tom Rafferty, 1976-89

Most Games Played

- 224 Ed Jones, 1974-78, 1980-89
- 217 Bill Bates, 1983-97
- 209 Randy White, 1975-88

Most Consecutive Games Played

- 196 Bob Lilly, 1961-74
- 176 Dale Hellestrae, 1990-2000
- 168 Cornell Green, 1962-74

Most Games Started

- 203 Ed Jones, 1974-78, 1980-89
- 199 Emmitt Smith, 1990-2002
- 194 Bob Lilly, 1961-74

Most Consecutive Games Started

- 154 Lee Roy Jordan, 1966-76
- 145 Cornell Green, 1964-74
- 135 Bob Lilly, 1965-74
- 135 D.D. Lewis, 1972-81

SCORING

Most Seasons Leading Team

- 9 Rafael Septien, 1978-86
- 4 Mike Clark, 1968-71
- 3 Roger Ruzek, 1987-89
- 3 Emmitt Smith, 1994-95, 1999
- 3 Billy Cundiff, 2002-2004
- 3 Nick Folk, 2007-09

Most Consecutive Seasons Leading Team

- 9 Rafael Septien, 1978-86
- 4 Mike Clark, 1968-71
- 3 Roger Ruzek, 1987-89
- 3 Billy Cundiff, 2002-2004
- 3 Nick Folk, 2007-09

POINTS

Career

- 986 Emmitt Smith, 1990-2002 (164-td, 1-2pt)
- 874 Rafael Septien, 1978-86 (388-pat, 162-fg)
- 516 Tony Dorsett, 1977-87 (86-td)

Season

- 150 Emmitt Smith, 1995 (25-td)
- 132 Emmitt Smith, 1994 (22-td)
- 131 Nick Folk, 2007 (53-pat, 26-fg)

Most Seasons, 100 or More Points

- 3 Rafael Septien, 1981, 1983-84
- 3 Emmitt Smith, 1992, 1994-95
- 3 Chris Boniol, 1994-96
- 2 Mike Clark, 1968-69
- 2 Richie Cunningham, 1997-98
- 1 Nick Folk, 2007-08

Season, Rookie

- 131 Nick Folk, 2007 (53-pat, 26-fg)
- 119 Lin Elliott, 1992 (47-pat, 24-fg)
- 114 Chris Boniol, 1994 (48-pat, 22-fg)

Game

- 24 Dan Reeves, vs. Atlanta, 11/5/67 (4 TDs)
- 24 Bob Hayes, vs. Houston, 12/20/70 (4 TDs)
- 24 Calvin Hill, @ Buffalo, 9/19/71 (4 TDs)
- 24 Duane Thomas, vs. St. Louis, 12/18/71 (4 TDs)
- 24 Emmitt Smith, vs. Phoenix, 12/16/90 (4 TDs)
- 24 Emmitt Smith, @ N.Y. Giants, 9/4/95 (4 TDs)
- 24 Terrell Owens, vs. Washington, 11/18/07 (4 TDs)

Game, Opponent

- 24 Dick James, @ Washington, 12/17/61
- 24 Harold Jackson, @ Rams, 10/14/73
- 24 Sterling Sharpe, vs. Green Bay, 11/24/94

Most Consecutive Games Scoring

- 111 Rafael Septien, 1978-85
- 48 Chris Boniol, 1994-96
- 46 Nick Folk, 2007-09

TOUCHDOWNS

Most Seasons Leading Team

- 11 Emmitt Smith, 1990-96, 1998-2001
- 7 Tony Dorsett, 1977-78, 1980, 1982-85
- 4 Bob Hayes, 1965, 1967-68, 1970
- 4 Herschel Walker, 1986-89

Most Consecutive Seasons Leading Team

- 7 Emmitt Smith, 1990-96
- 4 Tony Dorsett, 1982-85
- 4 Herschel Walker, 1986-89
- 4 Emmitt Smith, 1998-2001

Career

- 164 Emmitt Smith, 1990-2002 (153-r, 11-p)
- 86 Tony Dorsett, 1977-87 (72-r, 13-p, 1-r, 1-r)
- 76 Bob Hayes, 1965-74 (2-r, 71-p, 3-r, 1-r)

Season

- 25 Emmitt Smith, 1995 (25-r)
- 22 Emmitt Smith, 1994 (21-r, 1-p)
- 19 Emmitt Smith, 1992 (18-r, 1p)

Season, Rookie

- 13 Bob Hayes, 1965 (1-r, 12-p)
- 13 Tony Dorsett, 1977 (12-r, 1-p)
- 11 Emmitt Smith, 1990 (11-r)*

Game

- 4 Dan Reeves, vs. Atlanta, 11/5/67 (2-r, 2-p)
- 4 Bob Hayes, vs. Houston, 12/20/70 (4-p)
- 4 Calvin Hill, @ Buffalo, 9/19/71 (4-r)
- 4 Duane Thomas, vs. St. Louis, 12/18/71 (3-r, 1-p)
- 4 Emmitt Smith, vs. Phoenix, 12/16/90 (4-r)
- 4 Emmitt Smith, @ N.Y. Giants, 9/4/95 (4-r)
- 4 Terrell Owens, vs. Washington, 11/18/07 (4-p)

Game, Opponent

- 4 Dick James, @ Wash., 12/17/61 (3-r, 1-p)
- 4 Harold Jackson, @ Rams, 10/14/73 (4-p)
- 4 Sterling Sharpe, vs. Green Bay, 11/24/94 (4-p)

Most Consecutive Games Scoring Touchdown

- 11 Emmitt Smith, 1994-95
- 11 Emmitt Smith, 1995
- 9 Emmitt Smith, 1993-94
- 9 Emmitt Smith, 1998-99

POINTS AFTER TOUCHDOWN

Most Attempted, Career

- 398 Rafael Septien, 1978-86
- 182 Mike Clark, 1968-71, 1973
- 131 Nick Folk, 2007-09

Most Attempted, Season

- 60 Rafael Septien, 1980
- 59 Rafael Septien, 1983
- 56 Danny Villanueva, 1966

Most Attempted, Game

- 8 Danny Villanueva, vs. Philadelphia, 10/19/66
- 8 Mike Clark, vs. Detroit, 9/15/68
- 8 Rafael Septien, vs. San Francisco, 10/12/80

Most Attempted, Game, Opponent

- 7 Gerry Perry, @ St. Louis, 12/9/62
- 7 David Akers, vs. Philadelphia, 11/15/04
- 6 Ten times, last by Jason Elam, @ Denver, 9/13/98

Most Made, Career

- 388 Rafael Septien, 1978-86
- 180 Mike Clark, 1968-71, 1973
- 131 Nick Folk, 2007-09

Most Made, Season

- 59 Rafael Septien, 1980
- 57 Rafael Septien, 1983
- 56 Danny Villanueva, 1966

Most Made, Game

- 8 Rafael Septien, vs. San Francisco, 10/12/80
- 8 Mike Clark, vs. Detroit, 9/15/68
- 8 Danny Villanueva, vs. Philadelphia, 10/19/66

Most Made, Game, Opponent

- 7 Gerry Perry, @ St. Louis, 12/9/62
- 7 David Akers, vs. Philadelphia, 11/15/04
- 6 12 times, last by Stephen Gostkowski, vs. New England, 10/14/07

Most Consecutive Made

- 131 Nick Folk, 2007-09
- 100 Danny Villanueva, 1965-67
- 99 Mike Clark, 1969-1971

Highest Percentage Made, Career (200 made)

- 97.5 Rafael Septien (398/388)

*16-game record

Most Made, No Misses, Season

- 56 Danny Villanueva, 1966
- 54 Mike Clark, 1968
- 53 Nick Folk, 2007

FIELD GOALS**Most Attempted, Career**

- 226 Rafael Septien, 1978-88
- 119 Mike Clark, 1968-71, 1973
- 107 Toni Fritsch, 1971-73, 1975

Most Attempted, Season

- 39 Ken Willis, 1991
- 37 Richie Cunningham, 1997
- 36 Toni Fritsch, 1972
- 36 Mike Clark, 1969
- 36 Chris Boniol, 1996

Most Attempted, Game

- 8 Billy Cundiff, @ N.Y. Giants, 9/15/03
- 7 Mike Clark, @ Chicago, 11/24/68
- 7 Chris Boniol, vs. Green Bay, 11/18/96

Most Attempted, Opponent, Game

- 7 Sam Baker, @ Philadelphia, 12/5/65
- 6 Tommy Davis, vs. San Francisco, 11/20/60
- 6 Chester Marcol, @ Green Bay, 10/1/72
- 6 Bill Gramatica, @ Arizona, 10/13/02

Most Made, Career

- 162 Rafael Septien, 1978-88
- 81 Chris Boniol, 1994-96
- 75 Richie Cunningham, 1997-99

Most Made, Season

- 34 Richie Cunningham, 1997
- 32 Chris Boniol, 1996
- 29 Richie Cunningham, 1998

Most Made, Season, Rookie

- 26 Nick Folk, 2007
- 25 Tim Seder, 2000
- 24 Lin Elliott, 1992

Most Made, Game

- 7 Chris Boniol, vs. Green Bay, 11/18/96
- 7 Billy Cundiff, @ N.Y. Giants, 9/15/03
- 5 Roger Ruzek, @ Rams, 12/21/87
- 5 Eddie Murray, vs. Green Bay, 10/3/93
- 5 Chris Boniol, vs. N.Y. Giants, 12/17/95
- 5 Richie Cunningham, @ Arizona, 9/7/97

Most Made, Opponent, Game

- 5 Morten Andersen, vs. Atlanta, 10/20/96
- 5 David Akers, vs. Philadelphia, 11/18/01
- 4 Many times, last by Lawrence Tynes, vs. N.Y. Giants, 9/20/09

Most Made, No Misses, Game

- 7 Chris Boniol, vs. Green Bay, 11/18/96
- 5 Roger Ruzek, @ Rams, 12/21/87
- 5 Eddie Murray, vs. Green Bay, 10/3/93
- 5 Chris Boniol, vs. N.Y. Giants, 12/17/95
- 5 Richie Cunningham, vs. Philadelphia, 9/15/97

Most Made, One Half

- 5 Chris Boniol, vs. Green Bay, 11/18/96
- 5 Billy Cundiff, @ N.Y. Giants, 9/15/03
- 4 Roger Ruzek, vs. N.Y. Giants, 11/2/87
- 4 Richie Cunningham, @ Arizona, 9/7/97

Most Made, One Quarter

- 4 Roger Ruzek, vs. N.Y. Giants, 11/2/87

Most Consecutive Field Goals Made

- 27 Chris Boniol, 1996
- 26 Chris Boniol, 1995-96
- 18 Richie Cunningham, 1997

Most Consecutive Games Made

- 12 Richie Cunningham, 1997
- 11 Lin Elliott, 1992-93
- 11 Chris Boniol, 1995-96
- 10 Mike Clark, 1969-70
- 10 Toni Fritsch, 1972-73
- 10 Toni Fritsch, 1975
- 10 Nick Folk, 2008-09

Longest Field Goal

- 56 Billy Cundiff, vs. Detroit, 11/20/05
- 54 Toni Fritsch, @ N.Y. Giants, 9/24/72
- 54 Ken Willis, @ Cleveland, 9/1/91
- 54 Richie Cunningham, @ Denver, 9/13/98

Longest Field Goal, Opponent

- 59 Tony Franklin, vs. Philadelphia, 11/12/79
- 55 Fred Steinfurt, @ Denver, 9/14/80
- 55 Chip Lohmiller, @ Washington, 9/23/90
- 55 Josh Brown, @ Seattle, 10/23/05

Most Made, 50 or More Yards, Career

- 8 Rafael Septien, 1978-86
- 5 Nick Folk, 2007-09
- 4 Ken Willis, 1990-91
- 4 Billy Cundiff, 2002-05
- 4 David Buehler, 2009-10

Most Made, 50 or More Yards, Season

- 4 Ken Willis, 1991
- 4 David Buehler, 2010
- 3 Lin Elliott, 1992
- 3 Eddie Murray, 1993
- 3 Billy Cundiff, 2003

Most Made, 50 or More Yards, Game

- 2 Eddie Murray, @ Minnesota, 12/12/93

Highest Field Goal Percentage, Career (100 made)

- 71.7 Rafael Septien, 1978-86 (226-162)

Highest Field Goal Percentage, Season (Qualifiers)

- 96.4 Chris Boniol, 1995 (27-28)
- 91.9 Richie Cunningham, 1997 (34-37)
- 88.9 Chris Boniol, 1996 (32-36)
- 90.9 Nick Folk, 2008 (20-22)

Highest Field Goal Percentage, Season, Rookie (Qualifiers)

- 83.9 Nick Folk, 2007 (26-31)
- 75.9 Chris Boniol, 1994 (22-29)
- 75.8 Tim Seder, 2000 (25-33)

SAFETIES**Most, Career**

- 2 Jethro Pugh, 1965-78
- 2 Benny Barnes, 1972-82
- 2 Harvey Martin, 1973-83

Most, Season

- 2 Benny Barnes, 1973

Most, Game

- 1 Many times, last by Kenyon Coleman and La'Roi Glover, vs. Arizona, 10/5/03

RUSHING**Most Seasons Leading Team**

- 13 Emmitt Smith, 1990-2002
- 10 Tony Dorsett, 1977-86
- 7 Don Perkins, 1961-65, 1967-68

Most Consecutive Seasons Leading Team

- 13 Emmitt Smith, 1990-2002
- 10 Tony Dorsett, 1977-86
- 5 Don Perkins, 1961-65

Most Consecutive Games Leading Team

- 41 Emmitt Smith, 1994-96
- 32 Emmitt Smith, 1990-92
- 26 Herschel Walker, 1987-88

ATTEMPTS**Career**

- 4,052 Emmitt Smith, 1990-2002
- 2,755 Tony Dorsett, 1977-87
- 1,500 Don Perkins, 1961-68

Season

- 377 Emmitt Smith, 1995
- 373 Emmitt Smith, 1992
- 368 Emmitt Smith, 1994

Season, Rookie

- 241 Emmitt Smith, 1990
- 208 Tony Dorsett, 1977
- 204 Calvin Hill, 1969

Game

- 35 Emmitt Smith, vs. N.Y. Giants, 11/7/94
- 34 Emmitt Smith, @ Washington, 11/24/91
- 34 Julius Jones, @ Carolina, 12/24/05
- 33 Troy Hambrick, @ Washington, 12/14/03
- 33 Julius Jones, vs. Chicago, 11/25/04

Game Opponent

- 40 Barry Sanders, vs. Detroit, 9/19/94
- 38 Walter Payton, vs. Chicago, 11/26/81
- 36 Charlie Garner, vs. San Francisco, 9/24/00

YARDS GAINED**Career**

- 17,162 Emmitt Smith, 1990-2002
- 12,036 Tony Dorsett, 1977-87
- 6,217 Don Perkins, 1961-68

*16-game record

Season

- 1,773 Emmitt Smith, 1995
- 1,713 Emmitt Smith, 1992
- 1,646 Tony Dorsett, 1981
- 1,563 Emmitt Smith, 1991
- 1,514 Herschel Walker, 1988

Season, Rookie

- 1,007 Tony Dorsett, 1977
- 942 Calvin Hill, 1969
- 937 Emmitt Smith, 1990

Game

- 237 Emmitt Smith, @ Philadelphia, 10/31/93
- 206 Tony Dorsett, vs. Philadelphia, 12/4/77
- 198 Julius Jones, @ Seattle, 12/6/04

Game, Rookie

- 206 Tony Dorsett, vs. Philadelphia, 12/4/77
- 198 Julius Jones, @ Seattle, 12/6/04
- 150 Calvin Hill, @ Washington, 11/16/69
- 150 Julius Jones, vs. Chicago, 11/25/04

Game, Opponent

- 232 Jim Brown, vs. Cleveland, 9/22/63
- 210 Warrick Dunn, @ Tampa Bay, 12/3/00
- 206 Greg Bell, @ Buffalo, 11/18/84

Longest Run (All TDs)

- 99 Tony Dorsett, @ Minnesota, 1/3/83
- 84 Herschel Walker, vs. Philadelphia, 12/14/86
- 84 Tony Dorsett, vs. Philadelphia, 12/4/77

Longest Run, Opponent (All TDs)

- 90 Ahman Green, @ Green Bay, 10/24/04
- 85 Greg Bell, @ Buffalo, 11/18/84
- 82 Le'Ron McClain, vs. Baltimore, 12/20/08

Most Seasons, 1,000 or More Yards

- 11 Emmitt Smith, 1991-2001
- 8 Tony Dorsett, 1977-81, 1983-85
- 2 Calvin Hill, 1972-73

Most Consecutive Seasons, 1,000 or More Yards

- 11 Emmitt Smith, 1991-2001
- 5 Tony Dorsett, 1977-81
- 3 Tony Dorsett, 1983-85

Most Games, 100 or More Yards, Career

- 76 Emmitt Smith, 1990-2002
- 43 Tony Dorsett, 1977-87
- 16 Calvin Hill, 1969-74

Most Games, 100 or More Yards, Season

- 11 Emmitt Smith, 1995
- 9 Tony Dorsett, 1981
- 9 Emmitt Smith, 1999
- 8 Tony Dorsett, 1983
- 8 Emmitt Smith, 1991

Most Consecutive Games, 100 or More Yards

- 4 Tony Dorsett, 1979
- 4 Emmitt Smith, 1995
- 4 Emmitt Smith, 1995
- 3 Eight times, last by Julius Jones, 2006

AVERAGE GAIN**Career (750 att.)**

- 4.37 Tony Dorsett, 1977-87 (2,755-12,036)
- 4.32 Walt Garrison, 1966-74 (899-3,886)
- 4.30 Calvin Hill, 1969-74 (1,166-5,009)

Season (Qualifiers)

- 5.91 Felix Jones, 2009 (116-658)
- 5.57 Amos Marsh, 1962 (144-802)
- 5.32 Duane Thomas, 1970 (151-803)
- 5.25 Emmitt Smith, 1993 (283-1,486)*

Game (10 att.)

- 12.1 Walt Garrison, vs. Washington, 12/9/72 (10-121)
- 11.6 Julius Jones, vs. New Orleans, 12/10/06 (10-116)
- 10.9 Amos Marsh, @ Washington, 11/4/62 (10-109)

TOUCHDOWNS**Most Seasons Leading Team**

- 13 Emmitt Smith, 1990-2002
- 7 Tony Dorsett, 1977, 1979-80, 1982-85
- 6 Don Perkins, 1961-64, 1966-67

Most Consecutive Seasons Leading Team

- 13 Emmitt Smith, 1990-2002
- 6 Marion Barber, 2005-10
- 4 Don Perkins, 1961-64
- 4 Tony Dorsett, 1982-85
- 4 Herschel Walker, 1986-89

Career

- 153 Emmitt Smith, 1990-2002
- 72 Tony Dorsett, 1977-87
- 47 Marion Barber, 2005-10

Season

- 25 Emmitt Smith, 1995
- 21 Emmitt Smith, 1994
- 18 Emmitt Smith, 1992

Season, Rookie

- 12 Tony Dorsett, 1977
- 11 Emmitt Smith, 1990
- 8 Calvin Hill, 1969

Game

- 4 Calvin Hill, @ Buffalo, 9/19/71
- 4 Emmitt Smith, vs. Phoenix, 12/16/90
- 4 Emmitt Smith, @ N.Y. Giants, 9/4/95

Game, Opponent

- 3 Jim Taylor, @ Green Bay, 11/13/60
- 3 Dick James, vs. Washington, 12/17/61
- 3 Cleveland Gary, @ Rams, 11/18/90
- 3 Terry Allen, @ Washington, 12/22/96
- 3 Terrell Davis, @ Denver, 9/13/98
- 3 Larry Johnson, vs. Kansas City, 12/11/05
- 3 Steven Jackson, @ St. Louis, 10/19/08

Most Consecutive Games Rushing for Touchdown

- 11 Emmitt Smith, 1994-95
- 11 Emmitt Smith, 1995
- 7 Emmitt Smith, 1994

PASSING**Most Seasons Leading Team**

- 12 Troy Aikman, 1989-2000
- 8 Roger Staubach, 1971, 1973-79
- 7 Danny White, 1980-85, 1987

Most Consecutive Seasons Leading Team

- 12 Troy Aikman, 1989-2000
- 7 Roger Staubach, 1973-79
- 6 Don Meredith, 1963-68
- 6 Danny White, 1980-85

RATING**Highest, Career (1,500 att.)**

- 95.50 Tony Romo, 2003-10
- 83.42 Roger Staubach, 1969-79
- 81.71 Danny White, 1976-88
- 81.62 Troy Aikman, 1989-2000

Highest, Season (Qualifiers)

- 104.8 Roger Staubach, 1971
- 99.0 Troy Aikman, 1993*
- 97.6 Tony Romo, 2009

Highest, Rookie, Season (Qualifiers)

- 66.3 Chad Hutchinson, 2002
- 55.7 Troy Aikman, 1989

ATTEMPTS**Career**

- 4,715 Troy Aikman, 1989-2000
- 2,958 Roger Staubach, 1969-79
- 2,950 Danny White, 1976-88

Season

- 550 Tony Romo, 2009
- 533 Danny White, 1983
- 520 Tony Romo, 2007

Season, Rookie

- 293 Troy Aikman, 1989
- 250 Chad Hutchinson, 2002
- 219 Steve Walsh, 1989

Game

- 57 Troy Aikman, vs. Minnesota, 11/26/98
- 55 Tony Romo, @ N.Y. Giants, 12/6/09
- 53 Troy Aikman, @ Cincinnati, 12/14/97

Game, Opponent

- 56 Warren Moon, @ Houston, 11/10/91
- 56 Jake Plummer, @ Arizona, 11/15/98
- 55 Jeff Garcia, vs. San Francisco, 12/8/02
- 55 Jason Campbell, vs. Washington, 11/18/07
- 54 Neil Lomax, vs. St. Louis, 12/27/87
- 54 Mark Rypien, vs. Washington, 11/22/90

COMPLETIONS**Career**

- 2,898 Troy Aikman, 1989-2000
- 1,761 Danny White, 1976-88
- 1,685 Roger Staubach, 1969-79

Season

- 347 Tony Romo, 2009
- 335 Tony Romo, 2007
- 334 Danny White, 1983

Season, Rookie

- 155 Troy Aikman, 1989
- 127 Chad Hutchinson, 2002
- 110 Steve Walsh, 1989

Game

- 41 Tony Romo, @ N.Y. Giants, 12/6/09
- 35 Tony Romo, @ Detroit, 12/9/07
- 34 Troy Aikman, @ N.Y. Giants, 10/5/97
- 34 Troy Aikman, vs. Minnesota, 11/26/98

*16-game record

Game, Opponent

- 41 Warren Moon, @ Houston, 11/10/91
- 36 Jeff Garcia, vs. San Francisco, 12/8/02
- 34 Jason Campbell, vs. Washington, 11/18/07

Consecutive Passes Completed

- 14 Steve Pelluer, vs. Seattle, 11/27/86
- 14 Randall Cunningham, vs. Philadelphia (1), 9/3/00; @ Arizona (13), 9/10/00
- 13 Troy Aikman, @ Atlanta, 12/21/92
- 13 Troy Aikman, @ Oakland, 11/19/95
- 13 Troy Aikman, @ Arizona, 11/15/98
- 13 Quincy Carter, vs. Carolina (9), 11/23/03; vs. Miami (4), 11/27/03
- 13 Tony Romo, vs. Tampa Bay, 11/23/06

COMPLETION PERCENTAGE**Career (1,500 att.)**

- 64.1 Tony Romo 2003-10 (2,070-1,326)
- 61.5 Troy Aikman, 1989-2000 (4,715-2,898)
- 59.7 Danny White, 1976-88 (2,950-1,761)

Season (Qualifiers)

- 69.1 Troy Aikman, 1993 (392-271)
- 65.3 Troy Aikman, 1991 (363-237)
- 65.3 Tony Romo, 2006 (337-220)

Season, Rookie (Qualifiers)

- 52.9 Troy Aikman, 1989 (293-155)
- 50.8 Chad Hutchinson, 2002 (250-127)

Game (20 attempts)

- 87.5 Danny White, @ Philadelphia, 11/6/83 (24-21)
- 85.7 Troy Aikman, @ Atlanta, 12/21/92 (21-18)
- 82.6 Tony Romo, vs. Indianapolis, 11/19/06 (23-19)

YARDS GAINED**Career**

- 32,942 Troy Aikman, 1989-2000
- 22,700 Roger Staubach, 1969-79
- 21,959 Danny White, 1976-88

Season

- 4,483 Tony Romo, 2009
- 4,211 Tony Romo, 2007
- 3,980 Danny White, 1983

Season, Rookie

- 1,749 Troy Aikman, 1989
- 1,555 Chad Hutchinson, 2002
- 1,371 Steve Walsh, 1989

Game

- 460 Don Meredith, @ San Francisco, 11/10/63
- 455 Troy Aikman, vs. Minnesota, 11/26/98
- 406 Don Meredith, @ Washington, 11/13/66
- 406 Tony Romo, vs. Tennessee, 10/10/10

Game, Rookie

- 379 Troy Aikman, @ Phoenix, 11/12/89
- 301 Chad Hutchinson, vs. Jacksonville, 11/24/02
- 294 Steve Walsh, vs. San Francisco, 10/15/89

Game, Opponent

- 466 Bill Wade, vs. Chicago, 11/18/62
- 465 Jake Plummer, @ Arizona, 11/15/98
- 432 Phil Simms, @ N.Y. Giants, 10/6/85
- 432 Warren Moon, @ Houston, 11/10/91

Most Seasons, 3,000 or More Passing Yards

- 5 Troy Aikman, 1992-93, 1995-97
- 4 Danny White, 1980-81, 1983, 1985
- 3 Tony Romo, 2007-09

Most Games, 300 or More Passing Yards, Career

- 26 Tony Romo, 2003-10
- 13 Troy Aikman, 1989-2000
- 10 Danny White, 1976-88
- 7 Don Meredith, 1960-68

Most Games, 300 or More Passing Yards, Season

- 8 Tony Romo, 2009
- 7 Tony Romo, 2007
- 6 Tony Romo, 2008

Most Consecutive Games, 300 or More Passing Yards

- 3 Tony Romo, 2007
- 2 Don Meredith, 1963
- 2 Vinny Testaverde, 2004
- 2 Tony Romo, 2007, 2008 (2 times), 2009 (2 times)

Longest Pass Completion (All TDs except as noted)

- 95 Don Meredith (to Hayes), vs. Wash., 11/13/66
- 91 Roger Staubach (to Dorsetti), vs. Balt., 9/4/78
- 90 Troy Aikman (to Harper), @ San Francisco, 11/13/94 (no TD)

Longest Pass Completion, Opponent (All TDs)

- 94 Norm Sneed (to Rich Houston), @ N.Y. Giants, 9/24/72
- 89 Kerry Collins (to Andre Hastings), @ New Orleans, 12/6/98
- 89 Tim Rattay (to Brandon Lloyd), @ San Francisco, 9/25/05

AVERAGE GAIN**Career (1,500 att.)**

- 8.04 Tony Romo, 2003-10 (16,650-2,070)
- 7.67 Roger Staubach, 1969-79 (1,685-22,700)
- 7.45 Don Meredith, 1960-68 (2,308-17,199)

Season (Qualifiers)

- 8.92 Roger Staubach, 1971 (211-1,882)
- 8.79 Craig Morton, 1970 (207-1,819)
- 8.67 Craig Morton, 1969 (302-2,619)
- 8.61 Tony Romo, 2006 (220-2,903)*

Game (20 att.)

- 15.15 Don Meredith, vs. Philadelphia, 10/9/66 (26-394)
- 14.92 Don Meredith, vs. N.Y. Giants, 9/18/66 (24-358)
- 14.38 Tony Romo, vs. N.Y. Giants, 9/9/07 (24-345)

TOUCHDOWNS**Career**

- 165 Troy Aikman, 1989-2000
- 155 Danny White, 1976-88
- 153 Roger Staubach, 1969-79

Season

- 36 Tony Romo, 2007
- 29 Danny White, 1983
- 28 Danny White, 1980

Season, Rookie

- 9 Troy Aikman, 1989
- 7 Chad Hutchinson, 2002
- 5 Steve Walsh, 1989
- 5 Quincy Carter, 2001

Game

- 5 Eddie LeBaron, @ Pittsburgh, 10/21/62
- 5 Don Meredith, vs. N.Y. Giants, 9/18/66
- 5 Don Meredith, vs. Philadelphia, 10/9/66
- 5 Don Meredith, vs. Philadelphia, 9/29/68
- 5 Craig Morton, vs. Houston, 12/20/70
- 5 Danny White, @ N.Y. Giants, 10/20/83
- 5 Troy Aikman, @ Washington, 9/12/99 (OT)
- 5 Tony Romo, vs. Tampa Bay, 11/23/06

Game, Rookie

- 4 Troy Aikman, vs. Rams, 12/3/89

Game, Opponent

- 6 Y.A. Tittle, @ N.Y. Giants, 12/16/62
- 5 Charley Johnson, @ St. Louis, 12/9/62
- 5 Bill Nelsen, @ Cleveland, 11/2/69
- 5 Daunte Culpepper, @ Minnesota, 9/12/04
- 5 Drew Brees, vs. New Orleans, 12/10/06
- 5 Tom Brady, vs. New England, 10/14/07

Most Games, Four or More Touchdown Passes, Career

- 8 Danny White, 1976-88
- 6 Don Meredith, 1960-68
- 5 Tony Romo, 2003-07

Most Games, Four or More Touchdown Passes, Season

- 4 Tony Romo, 2007
- 3 Don Meredith, 1966
- 2 Danny White, 1980

Most Consecutive Games, Four or More Touchdown Passes

- 2 Tony Romo, @ N.Y. Giants, 11/11/07 and vs. Washington, 11/18/07

Most Consecutive Games, Touchdown Pass

- 18 Tony Romo, 2009-10
- 17 Tony Romo, 2006-07
- 16 Troy Aikman, 1993-94
- 12 Don Meredith, 1965-66
- 12 Roger Staubach, 1977-78

Career

- 141 Troy Aikman, 1989-2000
- 132 Danny White, 1976-88
- 111 Don Meredith, 1960-68

Season

- 25 Eddie LeBaron, 1960
- 25 Danny White, 1980*
- 23 Danny White, 1983

Game

- 5 Eddie LeBaron, vs. Philadelphia, 9/30/60
- 5 Eddie LeBaron, vs. St. Louis, 11/5/61
- 5 Danny White, @ N.Y. Giants, 11/9/80
- 5 Steve Pelluer, vs. Raiders, 11/9/86
- 5 Troy Aikman, @ N.Y. Giants, 10/15/00
- 5 Tony Romo, @ Buffalo, 10/8/07

Game, Opponent

- 6 Pete Liske, @ Philadelphia, 9/26/71
- 5 Five times, last by Dan Marino, vs. Miami, 11/25/99

Most Consecutive Passes Attempted, None Intercepted

- 216 Troy Aikman, 1999
- 184 Troy Aikman, 1995
- 167 Tony Romo, 2009

*16-game record

Most Attempts, No Interceptions, Game

- 57 Troy Akman, vs. Minnesota, 11/26/98
 55 Tony Romo, @ N.Y. Giants, 12/16/09
 50 Vinny Testaverde, @ Minnesota, 9/12/04

Most Attempts, No Interceptions, Game, Opponent

- 56 Warren Moon, @ Houston, 11/10/91
 55 Jeff Garcia, vs. San Francisco, 12/8/02
 47 Kent Graham, @ Arizona, 9/7/97

LOWEST PERCENTAGE PASSES INTERCEPTED**Career (1,500 att.)**

- 2.99 Troy Akman, 1989-2000 (4,715-141)
 3.00 Tony Romo, 2003-10 (2,070-62)
 3.70 Roger Staubach, 1969-79 (2,958-109)

Season (Qualifiers)

- 1.53 Troy Akman, 1993 (392-6)
 1.59 Troy Akman, 1998 (315-5)
 1.62 Troy Akman, 1995 (432-7)

Season, Rookie (Qualifiers)

- 3.20 Chad Hutchinson, 2002 (250-8)
 6.14 Troy Akman, 1989 (23-18)

TIMES SACKED**Career**

- 311 Roger Staubach, 1969-79
 259 Troy Akman, 1989-2000
 251 Don Meredith, 1960-68

Season

- 58 Don Meredith, 1964
 49 Drew Bledsoe, 2005*
 47 Steve Pelluer, 1986

Game

- 11 Steve Pelluer, @ San Diego, 11/16/86
 11 Troy Akman, vs. Philadelphia, 9/15/91
 9 Craig Morton, @ Green Bay, 10/24/65

Game, Opponent

- 12 Warren Moon, @ Houston, 9/29/85
 11 Greg Landry, vs. Detroit, 10/6/75
 11 David Norie, @ N.Y. Jets, 10/4/87

Highest Attempts/Sack Ratio, Career (1,500 att.)

- 19.2 Troy Akman, 1989-2000 (4,974-259)
 18.8 Tony Romo, 2003-09 (1,857-99)
 13.2 Danny White, 1976-88 (3,192-242)

Highest Attempts/Sack Ratio, Season (Qualifiers)

- 36.0 Troy Akman, 1998 (324-9)
 31.9 Troy Akman, 1995 (446-14)
 26.8 Troy Akman, 1996 (483-18)

PASS RECEIVING**RECEPTIONS****Most Seasons Leading Team**

- 8 Michael Irvin, 1991-98
 5 Tony Hill, 1979-82, 1985
 5 Jason Witten, 2004, 2007-10

Most Consecutive Seasons Leading Team

- 8 Michael Irvin, 1991-98
 4 Drew Pearson, 1974-77
 4 Jason Witten, 2007-10
 3 Lance Rentzel, 1967-69
 3 Tony Hill, 1979-81

Most Consecutive Games Leading or Tied Team Lead

- 8 Michael Irvin, 1991-92
 8 Raghib Ismail, 1999
 7 Raghib Ismail, 2001
 6 Lance Rentzel, 1968-69
 6 Bob Hayes, 1966-67
 6 Billy Howton, 1961-62

Career

- 750 Michael Irvin, 1988-99
 617 Jason Witten, 2003-10
 489 Drew Pearson, 1973-83

Season

- 111 Michael Irvin, 1995
 96 Jason Witten, 2007
 94 Jason Witten, 2009, 2010

Season, Rookie

- 46 Bob Hayes, 1965
 45 Dez Bryant, 2010*
 44 Antonio Bryant, 2002

Game

- 15 Jason Witten, @ Detroit, 12/9/07
 14 Jason Witten, @ N.Y. Giants, 12/6/09
 13 Lance Rentzel, vs. Washington, 11/19/67

Game, Rookie

- 9 Dez Bryant, @ Green Bay, 11/7/10
 8 Bob Hayes, vs. Philadelphia, 10/10/65
 8 Jason Witten, vs. Miami, 11/27/03
 8 Dez Bryant, @ Washington, 9/12/10

Game, Opponent

- 14 Marvin Harrison, @ Indianapolis, 11/17/02
 14 Brian Westbrook, @ Philadelphia, 11/4/07
 13 Tiki Barber, vs. N.Y. Giants, 1/2/00

Most Consecutive Games, Pass Reception

- 117 Michael Irvin, 1990-98
 72 Tony Hill, 1981-86
 58 Drew Pearson, 1974-78

Most Seasons 50 or More Pass Receptions

- 8 Michael Irvin, 1991-98
 7 Jason Witten, 2004-10
 4 Tony Hill, 1979-80, 1984-85
 4 Jay Novacek, 1990-92, 1995
 4 Emmitt Smith, 1992-95

YARDS**Most Seasons Leading Team**

- 8 Tony Hill, 1978-85
 8 Michael Irvin, 1991-98
 5 Bob Hayes, 1965-67, 1970-71

Most Consecutive Seasons Leading Team

- 8 Tony Hill, 1978-85
 8 Michael Irvin, 1991-98
 4 Frank Clarke, 1961-64
 4 Drew Pearson, 1974-77

Career

- 11,904 Michael Irvin, 1988-99
 7,988 Tony Hill, 1977-86
 7,822 Drew Pearson, 1973-83

Season

- 1,603 Michael Irvin, 1995
 1,523 Michael Irvin, 1991
 1,396 Michael Irvin, 1992

Season, Rookie

- 1,003 Bob Hayes, 1965
 744 Mike Sherrard, 1986*
 733 Antonio Bryant, 2002

Game

- 250 Miles Austin, @ Kansas City, 10/11/09
 246 Bob Hayes, @ Washington, 11/13/66
 241 Frank Clarke, vs. Washington, 9/16/62

Game, Rookie

- 203 James Dixon, @ Phoenix, 11/12/89
 177 Bob Hayes, vs. Philadelphia, 10/10/65
 170 Antonio Bryant, @ Washington, 12/29/02

Game, Opponent

- 238 Harold Jackson, @ Rams, 10/14/73
 201 Johnny Morris, vs. Chicago, 11/18/62
 199 Charley Taylor, @ Washington, 11/13/66

Longest Pass Reception (All TDs except as noted)

- 95 Bob Hayes (from Meredith), vs. Washington, 11/13/66
 91 Tony Dorsett (from Staubach), vs. Balt., 9/4/78
 90 Alvin Harper (from Akman), @ San Francisco, 11/13/94 (No TD)
 90 Jason Tucker (from Akman), vs. N.Y. Giants, 1/2/00

Longest Pass Reception, Opponent (All TDs)

- 94 Rich Houston (from Norm Snead), @ N.Y. Giants, 9/24/72
 89 Andre Hastings (from Kerry Collins), @ New Orleans, 12/6/98
 89 Brandon Lloyd (from Tim Rattay), @ San Francisco, 9/25/05

Most Seasons 1,000 or More Yards Pass Receiving

- 7 Michael Irvin, 1991-95, 1997-98
 3 Terrell Owens, 2006-08
 3 Jason Witten, 2007, 2009-10

Most Games, 100 or More Yards Pass Receiving, Career

- 47 Michael Irvin, 1988-99
 26 Tony Hill, 1977-86
 21 Bob Hayes, 1965-75

Most Games, 100 or More Yards Pass Receiving, Season

- 11 Michael Irvin, 1995
 7 Michael Irvin, 1991
 6 Bob Hayes, 1967
 6 Michael Irvin, 1992
 6 Terrell Owens, 2007

Most Consecutive Games, 100 or More Yards Pass Receiving

- 7 Michael Irvin, 1995
 4 Terrell Owens, 2007
 3 Lance Rentzel, 1968-69
 3 Michael Irvin, 1991
 3 Michael Irvin, 1992
 3 Michael Irvin, 1993
 3 Michael Irvin, 1995

*16-game record

AVERAGE GAIN

Career (200 receptions)

- 20.0 Bob Hayes, 1965-74 (365-7.295)
18.6 Frank Clarke, 1960-67 (281-5.214)
16.7 Tony Hill, 1977-86 (479-7.988)

Season (Qualifiers)

- 26.1 Bob Hayes, 1970 (34-889)
24.9 Alvin Harper, 1994 (33-821)*
24.0 Bob Hayes, 1971 (35-840)

Game (3 receptions)

- 45.3 Alvin Harper, @ San Fran., 11/13/94 (3-136)
44.3 Tony Hill, @ Washington, 9/5/83 (3-133)
42.0 Frank Clarke, @ N.Y. Giants, 10/20/63 (4-168)

TOUCHDOWNS

Career

- 71 Bob Hayes, 1965-74
65 Michael Irvin, 1988-99
51 Tony Hill, 1977-86

Season

- 15 Terrell Owens, 2007
14 Frank Clarke, 1962
13 Bob Hayes, 1966
13 Terrell Owens, 2006

Season, Rookie

- 12 Bob Hayes, 1965
6 Antonio Bryant, 2002*
6 Dez Bryant, 2010*
5 Billy Joe Dupree, 1973
5 Mike Sherrard, 1986
5 Michael Irvin, 1988

Game

- 4 Bob Hayes, vs. Houston, 12/20/70
4 Terrell Owens, vs. Washington, 11/18/07
3 13 times, last by Terrell Owens, vs. Houston, 10/15/06

Game, Opponent

- 4 Harold Jackson, @ Rams, 10/14/73
4 Sterling Sharpe, vs. Green Bay, 11/24/94

Most Consecutive Games, Touchdown

- 7 Frank Clarke, 1961-62
7 Bob Hayes, 1965-66
7 Terrell Owens, 2007
6 Frank Clarke, 1963
6 Bob Hayes, 1966-67
6 Michael Irvin, 1995

RUSHING-RECEIVING

Most Seasons Leading Team

- 13 Emmitt Smith, 1990-2002
9 Tony Dorsett, 1977-85
3 Calvin Hill, 1969, 1972-73
3 Herschel Walker, 1986-88

Most Consecutive Seasons Leading Team

- 13 Emmitt Smith, 1990-2002
9 Tony Dorsett, 1977-85
3 Herschel Walker, 1986-88

ATTEMPTS

Career

- 4,538 Emmitt Smith, 1990-2002 (ru-4,052, re-486)
3,137 Tony Dorsett, 1977-87 (ru-2,755, re-382)
1,646 Don Perkins, 1961-68 (ru-1,500, re-146)

Season

- 439 Emmitt Smith, 1995 (ru-377, re-62)
432 Emmitt Smith, 1992 (ru-373, re-59)
418 Emmitt Smith, 1994 (ru-368, re-50)

Season, Rookie

- 265 Emmitt Smith, 1990 (ru-241, re-24)
237 Tony Dorsett, 1977 (ru-208, re-29)
232 Don Perkins, 1961 (ru-200, re-32)

Game

- 42 Emmitt Smith, @ N.Y. Giants, 1/2/94 (ru-32, re-10)
39 Emmitt Smith, @ G.B., 10/6/91 (ru-32, re-7)
38 Emmitt Smith, @ Cleveland, 9/1/91 (ru-32, re-6)
38 Emmitt Smith, vs. N.Y. Giants, 11/7/94 (ru-35, re-3)
38 Emmitt Smith, vs. G.B., 11/24/94 (ru-32, re-6)

YARDS

Career

- 20,174 Emmitt Smith, 1990-2002 (ru-17,162, re-3,012)
15,468 Tony Dorsett, 1977-87 (ru-12,036, re-3,432)
10,685 Michael Irvin, 1988-97 (ru-5, re-10,680)

Season

- 2,148 Emmitt Smith, 1995 (ru-1,773, re-375)
2,048 Emmitt Smith, 1992 (ru-1,713, re-335)
2,019 Herschel Walker, 1988 (ru-1,514, re-505)

Season, Rookie

- 1,280 Tony Dorsett, 1977 (ru-1,007, re-273)
1,174 Calvin Hill, 1969 (ru-942, re-232)
1,165 Emmitt Smith, 1990 (ru-937, re-228)*

Game

- 292 Herschel Walker, vs. Philadelphia, 12/14/86 (ru-122, re-170)
254 Tony Dorsett, vs. Baltimore, 9/4/78 (ru-147, re-107)
250 Miles Austin, @ Kansas City, 10/11/09 (re-250)

PUNTING

PUNTS

Career

- 612 Danny White, 1976-88
591 Mike Saxon, 1985-92
436 Mat McBriar, 2004-10

Season

- 94 Toby Gowin, 2003
86 Mike Saxon, 1986
86 Toby Gowin, 1997

Season, Rookie

- 86 Toby Gowin, 1997
81 Mike Saxon, 1985
68 Mitch Hoopes, 1975

Game

- 11 Danny White, vs. Philadelphia, 9/23/84
10 Many times, last by Filip Filipovic, @ Detroit 11/3/02

Game, Opponent

- 11 Danny Villanueva, @ Rams, 9/30/62
11 John James, @ Atlanta, 9/15/74
11 Marv Bateman, vs. Buffalo, 11/15/76
11 Rich Camarillo, vs. New England, 11/22/84

Longest Punt

- 84 Ron Widby, @ New Orleans, 11/3/68
75 Billy Lothridge, vs. N.Y. Giants, 10/11/64
75 Sam Baker, vs. Rams, 9/30/62
75 Mat McBriar, vs. Houston, 10/15/06

Longest Punt, Opponent

- 81 Tom McNeil, @ New Orleans, 9/28/69
80 Randall Cunningham, vs. Phila., 10/16/94
78 Jerry Norton, vs. St. Louis, 11/5/61
78 Bill Van Heusen, @ Denver, 12/2/73

AVERAGE GROSS YARDS

Career (300 punts)

- 45.5 Mat McBriar, 2004-10 (436-19,827)
41.7 Toby Gowin, 1997-99, 2003 (338-14,099)
41.5 Mike Saxon, 1985-92 (591-24,542)

Season (Qualifiers)

- 48.2 Mat McBriar, 2006 (56-2,697)
47.1 Mat McBriar, 2007 (63-2,970)
47.9 Mat McBriar, 2010 (65-3,115)
45.4 Sam Baker, 1962 (57-2,589)

Season, Rookie (Qualifiers)

- 42.8 Micah Knorr, 2000 (58-2,485)
41.9 Mike Saxon, 1985 (81-3,396)
41.8 John Jett, 1993 (56-2,342)
41.8 Toby Gowin, 1997 (86-3,592)

Game (4 punts)

- 56.8 Mat McBriar, vs. Houston, 10/15/06 (4-227)
55.3 Toby Gowin, vs. Chicago, 9/28/97 (6-332)
54.8 Mat McBriar, @ Tampa Bay, 9/13/09 (4-219)

Game, Opponent (4 punts)

- 55.3 Donnie Jones, vs. St. Louis, 9/30/07 (8-442)
54.8 Shane Lechler, vs. Oakland, 11/26/09 (9-493)
54.4 John Kidd, @ Miami, 10/27/96 (5-272)

AVERAGE NET YARDS

Career (300 punts)

- 38.4 Mat McBriar, 2004-10 (465-16,824)
35.5 Toby Gowin, 1997-99, 2003 (339-12,018)
34.8 Mike Saxon, 1985-92 (595-20,682)

Season (Qualifiers)

- 41.7 Mat McBriar, 2010 (65-2,750)
40.7 Sam Baker, 1962 (57-2,319)
40.6 Sam Baker, 1963 (71-2,882)

Season, Rookie (Qualifiers)

- 38.1 Billy Lothridge, 1964 (62-2,361)
37.7 John Jett, 1993 (56-2,113)*
36.2 Marv Bateman, 1972 (51-1,848)

Game (4 punts)

- 50.6 Ron Widby, @ New Orleans, 11/3/68 (5-253)
50.5 Mat McBriar, vs. Minnesota, 10/21/07 (4-202)
49.2 John Jett, @ Atlanta, 11/21/93 (6-295)

Game, Opponent (4 punts)

- 51.0 Pat Studstill, vs. Rams, 11/25/71 (4-204)
50.0 Dave Jennings, vs. N.Y. Giants, 10/5/80 (5-250)

*16-game record

HAD BLOCKED

Career

- 5 Danny White, 1976-88
- 4 Mike Saxon, 1985-92
- 3 Micah Knorr, 2000-02

Season

- 3 Micah Knorr, 2001
- 2 Marv Bateman, 1973
- 2 Danny White, 1976
- 2 Mike Saxon, 1989

Most Consecutive Punts, None Blocked

- 341 Danny White, 1978-83
- 299 Mat McBriar, 2004-08
- 253 John Jett, 1993-96

INSIDE 20

Career

- 166 Mike Saxon, 1985-92
- 159 Danny White, 1976-88
- 154 Mat McBriar, 2004-10

Season

- 38 Mat McBriar, 2009
- 31 Toby Gowin, 1998
- 28 Mike Saxon, 1986
- 28 Mat McBriar, 2005

Game

- 5 Danny Villanueva, @ Cleveland, 10/17/65
- 5 Duane Carrell, vs. St. Louis, 11/3/74
- 5 Toby Gowin, @ Washington, 10/13/97
- 5 Toby Gowin, vs. Philadelphia, 12/12/99
- 5 Toby Gowin, vs. Buffalo, 11/9/03
- 5 Mat McBriar, @ Seattle, 10/23/05
- 5 Mat McBriar, vs. Carolina, 9/28/09

Fewest Touchbacks in a Season (Qualifiers)

- 2 Danny White, 1982
- 3 Allen Green, 1961
- 3 Danny Villanueva, 1966
- 3 Marv Bateman, 1972
- 3 John Jett, 1993
- 3 Mat McBriar, 2008
- 3 Mat McBriar, 2009

PUNT RETURNS

Most Seasons Leading Team

- 5 Bob Hayes, 1966-70
- 5 Kelvin Martin, 1987-88, 1991-92, 1996
- 3 Butch Johnson, 1976-78
- 3 Kevin Williams, 1993-95
- 3 Deion Sanders, 1997-99
- 3 Patrick Crayton, 2005, 2007, 2009

Most Consecutive Seasons Leading Team

- 5 Bob Hayes, 1966-70
- 3 Butch Johnson, 1976-78
- 3 Kevin Williams, 1993-95
- 3 Deion Sanders, 1997-99

RETURNS

Career

- 179 Kelvin Martin, 1987-92, 1996
- 146 Butch Johnson, 1976-83
- 111 Patrick Crayton, 2004-09

Season

- 54 James Jones, 1980
- 54 Gary Allen, 1984
- 51 Butch Johnson, 1978

Season, Rookie

- 54 James Jones, 1980
- 45 Butch Johnson, 1976
- 36 Kevin Williams, 1993

Game

- 9 Butch Johnson, vs. Buffalo, 11/15/76
- 8 Ron Fellows, vs. Cleveland, 11/25/82
- 8 Dedic Ward, @ Washington, 9/27/04

Game, Opponent

- 8 Phil McConkey, vs. N.Y. Giants, 11/4/84
- 7 Phillip Epps, vs. Green Bay, 9/23/84
- 7 Inving Fryar, vs. New England, 11/22/84
- 7 Vai Sikahema, @ St. Louis, 9/13/87

FAIR CATCHES

Career

- 69 Patrick Crayton, 2004-09
- 61 Kelvin Martin, 1987-92, 1996
- 46 Patrick Crayton, 2007-08

Season

- 23 Patrick Crayton, 2009
- 20 Patrick Crayton, 2007
- 18 Golden Richards, 1973
- 18 Kelvin Martin, 1992

Game

- 5 Patrick Crayton, @ Washington, 12/27/09
- 4 Golden Richards, @ New England, 11/16/75
- 4 Golden Richards, @ Washington, 11/7/74
- 4 Kelvin Martin, vs. Philadelphia, 12/18/88
- 4 Patrick Crayton, vs. Kansas City, 12/11/05
- 4 Patrick Crayton, @ N.Y. Giants, 11/11/07
- 4 Patrick Crayton, vs. Philadelphia, 12/16/07
- 4 Patrick Crayton, @ N.Y. Giants, 12/6/09

Game, Opponent

- 5 Amani Toomer, N.Y. Giants, 9/8/96
- 5 Jimmy Williams, @ Seattle, 10/23/05
- 4 Nine times, last Tramon Willies, @ Green Bay, 11/15/09

YARDS GAINED

Career

- 1,803 Kelvin Martin, 1987-92, 1996
- 1,313 Butch Johnson, 1976-83
- 1,184 Deion Sanders, 1995-99

Season

- 548 James Jones, 1980
- 532 Kelvin Martin, 1992
- 489 Butch Johnson, 1976

Season, Rookie

- 548 James Jones, 1980
- 489 Butch Johnson, 1976
- 418 Mel Renfro, 1964

Game

- 124 Kelvin Martin, @ Philadelphia, 12/15/91
- 122 Bob Hayes, vs. Pittsburgh, 12/8/68
- 117 Mel Renfro, vs. Green Bay, 11/29/64
- 117 Butch Johnson, vs. Buffalo, 11/15/76

Game, Opponent

- 139 Darren Gordon, @ Atlanta, 11/11/01
- 123 Tiki Barber, @ N.Y. Giants, 10/18/99
- 111 Dante Hall, vs. St. Louis, 9/30/07

Longest Punt Return (All TDs)

- 98 Dennis Morgan, vs. St. Louis, 10/13/74
- 97 Bryan McCann, vs. Detroit, 11/21/10
- 93 Dez Bryant, vs. N.Y. Giants, 10/25/10

Longest Punt Return/Opponent (All TDs)

- 98 Terance Mathis, @ N.Y. Jets, 11/4/90
- 85 Tiki Barber, @ N.Y. Giants, 10/18/99
- 85 Dante Hall, vs. St. Louis, 9/30/07
- 78 Michael Harper, @ N.Y. Jets, 10/4/87

AVERAGE YARDAGE

Career (75 returns)

- 13.3 Deion Sanders, 1995-99 (89-1,184)
- 11.1 Bob Hayes, 1965-74 (104-1,158)
- 10.1 Kelvin Martin, 1987-92, 1996 (179-1,803)

Season (Qualifiers)

- 20.8 Bob Hayes, 1968 (15-312)
- 15.6 Deion Sanders, 1998 (24-375)*
- 15.1 Dennis Morgan, 1974 (19-287)

Season, Rookie (Qualifiers)

- 15.1 Dennis Morgan, 1974 (19-287)
- 13.1 Mel Renfro, 1964 (32-418)
- 13.4 Reggie Swinton, 2001 (31-414)*

Game (3 returns)

- 40.7 Bob Hayes, vs. Pittsburgh, 12/8/68 (3-122)
- 32.0 Kevin Williams, vs. Wash., 11/20/94 (3-96)
- 29.3 Mel Renfro, vs. Green Bay, 11/29/64 (4-117)

Game, Opponent (3 returns)

- 46.3 Darren Gordon, @ Atlanta, 11/11/01 (3-139)
- 31.7 Domenik Hixon, @ N.Y. Giants, 12/6/09
- 30.0 Ron Smith, @ Oakland, 12/14/74 (3-90)

TOUCHDOWNS

Career

- 4 Deion Sanders, 1995-99
- 3 Bob Hayes, 1965-74
- 3 Kelvin Martin, 1987-92, 1996
- 3 Kevin Williams, 1993-96

Season

- 2 Bob Hayes, 1968
- 2 Kelvin Martin, 1992*
- 2 Kevin Williams, 1993*
- 2 Deion Sanders, 1998*
- 2 Wane McGarty, 2000*
- 2 Patrick Crayton, 2009*
- 2 Dez Bryant, 2010*

Game

- 1 Many times; last by Bryan McCann, vs. Detroit, 11/21/10

KICKOFF RETURNS

Most Seasons Leading Team

- 3 Mel Renfro, 1964-66
- 3 Butch Johnson, 1976-78
- 3 Kevin Williams, 1993-95
- 3 Patrick Crayton, 2006-08

*16-game record

Most Consecutive Seasons Leading Team

- 3 Mel Renfro, 1964-66
- 3 Butch Johnson, 1976-78
- 3 Kevin Williams, 1993-95
- 3 Patrick Crayton, 2006-08

RETURNS**Career**

- 144 Kevin Williams, 1993-96
- 101 James Dixon, 1989-91
- 96 Tyson Thompson, 2005-07

Season

- 57 Tyson Thompson, 2005
- 56 Reggie Swinton, 2001
- 51 Jason Tucker, 2000

Season, Rookie

- 57 Tyson Thompson, 2005
- 47 James Dixon, 1989
- 40 Mel Renfro, 1964

Game

- 8 Mel Renfro, vs. Green Bay, 11/29/64
- 7 Robert Lavette, @ N.Y. Giants, 10/6/85
- 7 Reggie Swinton, vs. Philadelphia, 11/18/01

Game, Opponent

- 8 Mel Gray, @ Detroit, 11/8/92
- 8 Brian Mitchell, @ N.Y. Giants, 9/15/03
- 7 Six times, last by Reggie Swinton, vs. Arizona, 10/30/05

YARDS**Career**

- 3,416 Kevin Williams, 1993-96
- 2,416 Tyson Thompson, 2005-07
- 2,315 James Dixon, 1989-91

Season

- 1,399 Tyson Thompson, 2005
- 1,327 Reggie Swinton, 2001
- 1,181 James Dixon, 1989

Season, Rookie

- 1,399 Tyson Thompson, 2005
- 1,181 James Dixon, 1989
- 1,017 Mel Renfro, 1964

Game

- 213 Reggie Swinton, @ Philadelphia, 9/22/02
- 205 Jason Tucker, @ N.Y. Giants, 10/15/00
- 203 Jason Tucker, @ New Orleans, 12/24/99

Game, Opponent

- 247 Tim Brown, @ Philadelphia, 11/6/66
- 194 Brian Mitchell, @ N.Y. Giants, 9/15/03
- 193 Ahmad Bradshaw, vs. N.Y. Giants, 9/9/07

Longest Kickoff Return (All TDs)

- 102 Alexander Wright, vs. Atlanta, 12/22/91
- 101 Amos Marsh, vs. Philadelphia, 10/14/62
- 101 Ike Thomas, vs. N.Y. Jets, 12/4/71

Longest Kickoff Return, Opponent (All TDs)

- 108 Roy Green, St. Louis, 10/21/79
- 103 Terrence McGee, @ Buffalo, 10/8/07
- 100 Rock Cartwright, Washington, 9/17/06

AVERAGE YARDAGE**Career (75 returns)**

- 26.4 Mel Renfro, 1964-77 (85-2,246)
- 25.3 Herschel Walker, 1986-89, 1996-97 (77-1,946)
- 24.7 Tyson Thompson, 2005-07 (98-2,416)

Season (Qualifiers)

- 30.0 Mel Renfro, 1965 (21-630)
- 28.9 Herschel Walker, 1996 (27-779)
- 28.4 Cliff Harris, 1971 (29-823)

Season, Rookie (Qualifiers)

- 27.9 Jason Tucker, 1999 (22-613)
- 26.5 Bob Hayes, 1965 (17-450)
- 25.7 Amos Marsh, 1961 (26-667)
- 25.4 Mel Renfro, 1964 (40-1,017)

Game (3 returns)

- 48.0 Mark Washington, @ Wash., 11/22/70 (3-144)
- 43.7 Reggie Swinton, vs. Tampa Bay, 9/9/01 (3-131)
- 43.6 Ike Thomas, vs. Rams, 11/25/71 (3-131)

Game, Opponent (3 returns)

- 49.4 Tim Brown, @ Philadelphia, 11/6/66 (5-247)
- 48.0 Terrence McGee, @ Buffalo, 10/8/07 (3-144)
- 44.7 Percy Harvin, @ Minnesota, 10/17/10 (3-134)

TOUCHDOWNS**Career**

- 2 Mel Renfro, 1964-77
- 2 Ike Thomas, 1971
- 2 Alexander Wright, 1990-91

Season

- 2 Ike Thomas, 1971

Game

- 1 Many times last by Felix Jones, vs. Philadelphia, 9/15/08

Game, Opponent

- 2 Tim Brown, @ Philadelphia, 11/6/66

COMBINED KICK RETURNS**MOST RETURNS****Career**

- 239 Kevin Williams, 1993-96 (p-95, k-144)
- 230 Kelvin Martin, 1987-92, 1996 (p-179, k-51)
- 225 Butch Johnson, 1976-83 (p-146, k-79)

Season

- 87 Gary Allen, 1984 (p-54, k-33)
- 87 Reggie Swinton, 2001 (p-31, k-56)
- 86 James Jones, 1980 (p-54, k-32)

Game

- 12 Mel Renfro, vs. G.B., 11/29/64 (p-4, k-8)
- 11 Butch Johnson, vs. Buff., 11/15/76 (p-9, k-2)
- 11 Reggie Swinton, vs. Denver, 11/22/01 (p-5, k-6)

Game, Opponent

- 12 Larry Jones, vs. Wash., 12/13/75 (p-6, k-6)
- 10 Phil McCorkay, vs. N.Y. Giants, 11/4/84 (p-8, k-2)
- 10 Stump Mitchell, @ St. Louis, 9/11/83 (p-5, k-5)
- 10 Brian Mitchell, vs. Wash., 11/20/94 (p-5, k-5)
- 10 Reggie Swinton, vs. Arizona, 10/30/05 (p-3, k-7)

YARDS GAINED**Career**

- 4,329 Kevin Williams, 1993-96 (p-913, k-3,416)
- 3,145 Butch Johnson, 1976-83 (p-1,313, k-1,832)
- 3,088 Mel Renfro, 1964-77 (p-642, k-2,246)

Season

- 1,741 Reggie Swinton, 2001 (p-414, k-1,327)
- 1,497 Kevin Williams, 1994 (p-349, k-1,148)
- 1,435 Mel Renfro, 1964 (p-418, k-1,017)

Game

- 273 Mel Renfro, vs. G.B., 11/29/64 (p-117, k-156)
- 224 Reggie Swinton, vs. Denver, 11/22/01 (p-100, k-124)
- 215 Reggie Swinton, @ Philadelphia, 9/22/02 (p-2, k-213)

Game, Opponent

- 247 Tim Brown, @ Philadelphia, 11/6/66 (k-247)
- 213 Stump Mitchell, St. Louis, 9/11/83 (p-53, k-160)
- 212 Brian Mitchell, vs. Wash., 11/20/94 (p-32, k-180)

TOUCHDOWNS**Career**

- 4 Kevin Williams, 1993-94 (p-3, k-1)
- 4 Deion Sanders, 1995-99 (p-4)
- 3 Bob Hayes, 1965-74 (p-3)
- 3 Mel Renfro, 1964-77 (p-1, k-2)
- 3 Kelvin Martin, 1987-92 (p-3)

Season

- 2 Bob Hayes, 1968 (p-2)
- 2 Ike Thomas, 1971 (k-2)
- 2 Kelvin Martin, 1992 (p-2)*
- 2 Kevin Williams, 1993 (p-2)*
- 2 Kevin Williams, 1994 (p-1, k-1)*
- 2 Deion Sanders, 1998 (p-2)*
- 2 Wane McGarity, 2000 (p-2)*
- 2 Patrick Crayton, 2009 (p-2)*
- 2 Dez Bryant, 2010 (p-2)*

Game

- 1 Many times, last by Bryan McCann, vs. Detroit, 11/21/10 (p-1)

Game, Opponent

- 2 Tim Brown, @ Philadelphia, 11/6/66 (k-2)

COMBINED NET YARDS

Rushing, receiving, interception returns, kickoff returns, punt returns and fumble returns

Most Seasons Leading Team

- 10 Emmitt Smith, 1990-96, 1998-2000
- 9 Tony Dorsett, 1977-85
- 4 Herschel Walker, 1986-88, 1997

Most Consecutive Seasons Leading Team

- 9 Tony Dorsett, 1977-85
- 7 Emmitt Smith, 1990-96
- 3 Herschel Walker, 1986-88
- 3 Emmitt Smith, 1998-2000

*16-game record

ATTEMPTS

Career

4,538 Emmitt Smith, 1990-2002
3,153 Tony Dorsett, 1977-87
1,677 Don Perkins, 1961-68

Season

439 Emmitt Smith, 1995
433 Emmitt Smith, 1992
418 Emmitt Smith, 1994

Game

42 Emmitt Smith, @ N.Y. Giants, 1/2/94 (ru-32, re-10)
39 Emmitt Smith, @ G.B., 10/6/91 (ru-32, re-7)
38 Emmitt Smith, @ Cleveland, 9/1/91 (ru-32, re-6)
38 Emmitt Smith, vs. N.Y. Giants, 11/7/94 (ru-35, re-3)
38 Emmitt Smith, vs. G.B., 11/24/94 (ru-32, re-6)

YARDS

Career

20,174 Emmitt Smith, 1990-2002
15,501 Tony Dorsett, 1977-87
9,104 Bob Hayes, 1965-74

Season

2,148 Emmitt Smith, 1995
2,048 Emmitt Smith, 1992
2,019 Herschel Walker, 1988

Season, Rookie

1,688 James Dixon, 1989
1,598 Bob Hayes, 1965
1,597 Tyson Thompson, 2005

Game

331 Jason Tucker, @ New Orleans, 12/24/99
307 Kevin Williams, @ Arizona, 12/25/95
292 Herschel Walker, vs. Philadelphia, 12/14/86

INTERCEPTIONS

Most Seasons Leading Team

5 Everson Walls, 1981-82, 1985, 1987-88
4 Cornell Green, 1963, 1965-67
4 Terence Newman, 2003-04, 2008, 2010

Most Consecutive Seasons Leading Team

3 Don Bishop, 1960-62
3 Cornell Green, 1965-67

Career

52 Mel Renfro, 1964-77
44 Everson Walls, 1981-89
41 Charlie Waters, 1970-78, 1980-81

Season

11 Everson Walls, 1981
10 Mel Renfro, 1969
9 Everson Walls, 1985

Season, Rookie

11 Everson Walls, 1981
7 Mel Renfro, 1964
7 Michael Downs, 1981

Game

3 Herb Adderley, @ Philadelphia, 9/26/71
3 Lee Roy Jordan, vs. Cincinnati, 11/4/73
3 Dennis Thurman, vs. Philadelphia, 12/13/81
3 Terence Newman, @ Detroit, 10/19/03.

Consecutive Games Intercepted By

5 Don Bishop, 1961
4 Charlie Waters, 1972-73
4 Dennis Thurman, 1985

Game, Opponent

3 Eight times, last by Adrian Wilson,
@ Arizona, 10/20/02

YARDS GAINED

Career

626 Mel Renfro, 1964-77
584 Charlie Waters, 1970-78, 1980-81
562 Dennis Thurman, 1978-85

Season

211 Cornell Green, 1963
187 Dennis Thurman, 1981*
182 Herb Adderley, 1971

Season, Rookie

136 Mike Gaechter, 1962
133 Everson Walls, 1981*
110 Mel Renfro, 1964

Game

121 Mike Gaechter, vs. Washington, 11/3/63
102 Herb Adderley, @ Philadelphia, 9/26/71
101 Bryan McCann, @ N.Y. Giants, 11/14/10

Game, Opponent

110 Jim Steffen, @ Washington, 9/29/63
102 Erich Barnes, vs. N.Y. Giants, 10/15/61
101 Lito Sheppard, vs. Philadelphia, 11/15/04

Longest Returns (All TDs except as noted)

101 Bryan McCann, @ N.Y. Giants, 11/14/10
100 Mike Gaechter, vs. Philadelphia, 10/14/62
96 Dennis Thurman, @ Washington, 9/6/81 (no TD)

Longest Return, Opponent (All TDs)

104 James Willis and Troy Vincent, vs.
Philadelphia, 11/3/96
102 Erich Barnes, vs. N.Y. Giants, 10/15/61
102 Lito Sheppard, vs. Philadelphia, 10/8/06

TOUCHDOWNS

Career

4 Dennis Thurman, 1977-85
4 Dexter Coakley, 1997-2002
3 Mel Renfro, 1964-77
3 Lee Roy Jordan, 1963-76
3 Larry Cole, 1968-80
3 Roy Williams, 2002-2008

Season

2 Larry Brown, 1995
2 George Teague, 1999
2 Dexter Coakley, 2001
2 Roy Williams, 2002

Game

1 Many times, last by Sean Lee and Orlando Scandrick,
@ Indianapolis, 12/5/10 (OT)

FUMBLES

OPPONENTS' FUMBLES RECOVERED

Career

19 Ed Jones, 1974-78, 1980-89
16 Chuck Howley, 1961-73
16 Dave Edwards, 1963-75
16 Lee Roy Jordan, 1963-76
16 Cliff Harris, 1970-79

Season

5 Don Healy, 1961
4 Jerry Norton, 1962
4 Jethro Pugh, 1967
4 Larry Cole, 1971
4 Jethro Pugh, 1973
4 Dextor Clinkscale, 1983*
4 Eugene Lockhart, 1985*
4 Jay Ratliff, 2009*

Game

2 Many times, last by Kevin Mathis,
vs. Carolina, 10/11/98

Longest Fumble Returns (All TDs)

98 Greg Ellis, vs. Arizona, 10/3/99
97 Chuck Howley, vs. Atlanta, 10/2/66
86 Michael Downs, @ Houston, 12/13/82

Longest Fumble Returns, Opponent (All TDs)

96 Joe Lavender, @ Philadelphia, 9/23/74
81 Andy Headen, @ N.Y. Giants, 9/9/84
96 Joselio Hanson, @ Philadelphia, 12/28/08

OPPONENTS' FUMBLE
RETURNED FOR TOUCHDOWN

Career

3 Bob Lilly, 1961-74
2 Cornell Green, 1962-74
2 Benny Barner, 1972-82
2 Mike Hegman, 1976-88
2 Michael Downs, 1981-88
2 Jim Jeffcoat, 1983-94

SACKS

Most Seasons Led Team

7 Harvey Martin, 1974-77, 1979-80, 1982
6 Greg Ellis, 1999, 2001-05
6 DeMarcus Ware, 2006-10
5 Jethro Pugh, 1968-72

*16-game record

Most Consecutive Seasons Leading Team

- 6 DeMarcus Ware, 2005-10
- 5 Jethro Pugh, 1968-72
- 5 Greg Ellis, 2001-05
- 4 George Andrie, 1964-67
- 4 Harvey Martin, 1974-77

TOTAL SACKS**Career**

- 114 Harvey Martin, 1973-83
- 111 Randy White, 1975-88
- 106 Ed Jones, 1974-78, 1980-89

Season

- 23 Harvey Martin, 1977
- 18 1/2 George Andrie, 1966
- 20 DeMarcus Ware, 2008*

Season, Rookie

- 9 Willie Townes, 1966
- 9 Harvey Martin, 1973
- 8 DeMarcus Ware, 2005*

Game

- 5 Bob Lilly, @ Pittsburgh, 11/20/66
- 5 Jim Jeffcoat, @ Washington, 11/10/85
- 4 Eight times, last by Charles Haley, @ Pittsburgh, 9/4/94

Game, Rookie

- 3 Randy White, @ Detroit, 10/6/75
- 3 Randy White, @ New England, 11/16/75
- 3 DeMarcus Ware, @ Carolina, 12/24/05
- 2 1/2 Five times, last by Jimmie Jones, vs. Tampa Bay, 10/7/90

Game, Opponent

- 4 1/2 Jim Katcavage, @ N.Y. Giants, 10/20/63
- 4 1/2 Clyde Simmons, vs. Philadelphia, 9/15/91

TACKLES**COMBINED TACKLES****Career**

- 1,350 Darren Woodson, 1992-2003
- 1,236 Lee Roy Jordan, 1963-76
- 1,104 Randy White, 1975-88

Season

- 222 Eugene Lockhart, 1989
- 202 Bradie James, 2008
- 181 Bradie James, 2009

Season, Rookie

- 136 Dexter Coakley, 1997
- 127 Roy Williams, 2002
- 108 Robert Jones, 1992

Game

- 21 Lee Roy Jordan, vs. Philadelphia, 9/26/71
- 20 Fred Strickland, @ N.Y. Giants, 11/24/96
- 19 Eight times, last by Dexter Coakley, @ Arizona, 10/20/02

SOLO TACKLES**Career**

- 787 Darren Woodson, 1992-2003
- 743 Lee Roy Jordan, 1963-76
- 701 Randy White, 1975-88

Season

- 154 Eugene Lockhart, 1989
- 104 Dat Nguyen, 2001
- 100 Lee Roy Jordan, 1975

Game

- 16 Eugene Lockhart, vs. Phoenix, 10/29/89
- 15 Dexter Coakley, @ Seattle, 12/16/01
- 15 Dexter Coakley, @ Arizona, 10/20/02
- 14 Lee Roy Jordan, vs. Philadelphia, 10/28/73
- 14 Brock Marion, @ Green Bay, 11/23/97

ASSISTED TACKLES**Career**

- 563 Darren Woodson, 1992-2003
- 493 Lee Roy Jordan, 1963-76
- 466 Bob Breunig, 1975-84

Season

- 117 Bradie James, 2008
- 101 Jerry Tubbs, 1960

Game

- 15 Jerry Tubbs, vs. Chicago, 11/27/60

SPECIAL TEAMS TACKLES**Career**

- 216 Bill Bates, 1983-97
- 134 Darren Woodson, 1992-2003
- 97 Keith Davis, 2002, 2004-08

Season

- 32 Jim Schwartz, 1996
- 30 David Lang, 1995
- 28 Danny McCray, 2010

BLOCKED KICKS**BLOCKS**

(Extra points, Field Goals and Punts)

Career

- 10 Cornell Green, 1962-74
- 9 Mike Gaechter, 1962-69
- 9 Ed Jones, 1974-78, 1980-89

Season

- 3 Jethro Pugh, 1965
- 3 Ed Jones, 1978*
- 3 Michael Downs, 1986*
- 3 Flozell Adams, 2003*

Game

- 2 Billy Joe DuPree, vs. N.Y. Giants, 10/21/73
- 2 Leon Lett, vs. Detroit, 9/19/94

Game, Opponent

- 2 Bob Freeman, vs. Philadelphia, 9/30/60
- 2 Matt Blair, @ Minnesota, 10/7/79

BLOCKED EXTRA POINTS**Career**

- 4 Flozell Adams, 1998-2008
- 2 Cornell Green, 1962-74
- 2 Mike Gaechter, 1962-69
- 2 Ed Jones, 1974-78, 1980-89

Season

- 3 Flozell Adams, 2003
- 1 Many times, last by Greg Ellis, 2004

Game

- 1 Many times, last by Greg Ellis, @ Philadelphia, 12/19/04

Game, Opponent

- 2 Bob Freeman, vs. Philadelphia, 9/30/60
- 2 Matt Blair, @ Minnesota, 10/7/79

BLOCKED FIELD GOALS**Career**

- 8 Cornell Green, 1962-74
- 7 Mike Gaechter, 1962-69
- 7 Ed Jones, 1974-78, 1980-89

Season

- 2 Ten times, last by Leon Lett, 1994
- 1 Many times, last by Jay Ratliff, 2010

Game

- 2 Leon Lett, vs. Detroit, 9/19/94
- 1 Many times, last by Jay Ratliff, @ Green Bay, 11/7/10

Game, Opponent

- 1 Many times, last by Troy Vincent, @ Washington, 11/5/06

BLOCKED PUNTS**Career**

- 4 Issiac Holt, 1989-92
- 2 Billy Joe DuPree, 1973-83
- 2 Thomas Henderson, 1975-79
- 2 Aaron Kyle, 1976-79
- 2 Charlie Waters, 1970-78, 1980-81

Season

- 2 Billy Joe DuPree, 1973
- 2 Aaron Kyle, 1976
- 2 Issiac Holt, 1990*

Game

- 2 Billy Joe DuPree, vs. N.Y. Giants, 10/21/73

Game, Opponent

- 1 Many times, last by Taj Smith, @ Indianapolis, 12/5/10 (OT)

*16-game record

Cowboys Team Records

1960 — 12 games; 1961-77 — 14 games; 1978-2010 — 16 games.

NOTE: The 1982 regular season was reduced to nine games and the 1987 season to 15 games due to players' strikes.

GAMES WON

Most Consecutive Games Won (Including postseason)

12 1971-72
10 1993-94
9 1977-78

Most Consecutive Games Won (Regular season)

11 1968-69
9 1971-72, 1978-79*
8 1977, 1991-92

Most Games Won, Season (Including postseason)

16 1992
15 1977, 1993, 1995
14 1971, 1978, 1980

Most Games Won, Season (Regular season)

13 1992, 2007
12 1968, 1977, 1978, 1980, 1981, 1983, 1993,
1994, 1995

Most Consecutive Games Won, Season (Including postseason)

10 1971
8 1977, 1978*, 1993*

Most Consecutive Games Won, Season (Regular season)

8 1977
7 1971, 1983*, 1993*, 2007*

Most Consecutive Games Won, Start of Season

8 1977
7 1983*
6 1968, 1969

Most Consecutive Games Won, End of Season

7 1971
6 1978*
5 1968, 1970, 1991, 1993

Most Consecutive Home Games Won (Including postseason)

18 1980-81
11 1971-72, 1991-92
9 1975-76

Most Consecutive Road Games Won (Including postseason)

7 1968, 1993-94, 2007
6 1966-67, 1975-76, 1978-79

GAMES LOST

Most Consecutive Games Lost

10 1960, 1988
9 1988-89

Most Consecutive Games Without Victory

12 1960
10 1988
9 1988-89

Most Games Lost, Season

15 1989
13 1988
11 1960, 2000, 2001, 2002

Most Consecutive Home Games Lost

14 1988-89
6 1960

Most Consecutive Home Games Without Victory

14 1988-89
7 1962-63

Most Consecutive Away Games Lost

9 1962-63, 2000-2001
8 1997-98, 1999-2000

Most Consecutive Away Games Without Victory (Including postseason)

9 1962-63, 1999-2000, 2000-2001
8 1997-98
7 1960, 1964-65

SCORING

Most Points, Season

479 1983
455 2007
454 1980

Most Points, Opponent, Season

436 2010
405 2004
402 1962

Fewest Points, Season

177 1960
204 1989*
217 2002

Fewest Points, Opponent, Season

186 1968
194 1976
208 1978*

Most Points, Game

59 vs. Detroit, 9/15/68
59 vs. San Francisco, 10/12/80
56 vs. Philadelphia, 10/9/66

Most Points, Opponent, Game

54 @ Minnesota, 10/18/70
52 @ St. Louis, 12/9/62
50 @ Cincinnati, 12/8/85

Most Points, Both Teams, Game

86 @ Buffalo, 9/19/71 (Dallas 49, Buffalo 37)
82 vs. Minnesota, 11/26/87
(Minnesota 44, Dallas 38 OT)
82 vs. Minnesota, 11/26/98
(Minnesota 46, Dallas 36)
82 @ Seattle, 12/6/04
(Dallas 43, Seattle 39)

Fewest Points, Both Teams, Game

8 @ Cleveland, 12/12/70 (Dallas 6, Clev. 2)
10 @ Houston, 11/24/74 (Dallas 10, Houston 0)
12 vs. N.Y. Giants, 11/7/76 (Dallas 9, N.Y. Giants 3)
12 @ New England, 11/16/03 (New England 12, Dallas 0)

Most Points Overcome To Win Game

21 vs. New Orleans, 10/21/84
21 @ Washington, 9/12/99 (OT)
20 @ Washington, 9/5/83

Most Points, Opponent, Overcome To Win Game

21 @ Washington, 11/28/65
20 @ Philadelphia, 10/23/88
18 vs. Indianapolis, 9/15/96

Most Points, First Half

42 vs. Philadelphia, 10/19/69
38 vs. N.Y. Jets, 12/4/71
38 vs. San Francisco, 10/12/80

Most Points, Opponent, First Half

35 @ Denver, 9/13/98
35 vs. Philadelphia, 11/15/04
34 @ Minnesota, 10/18/70
34 @ Rams, 10/14/73
34 @ Washington, 11/23/86

Most Points, Both Teams, First Half

55 vs. Raiders, 10/23/63
54 vs. Philadelphia, 9/15/08
52 @ N.Y. Giants, 12/16/62
52 @ Buffalo, 9/19/71
52 @ Denver, 9/13/98

Most Points, Second Half

36 vs. Green Bay, 11/24/94
31 @ Philadelphia, 9/29/68
31 @ Tennessee, 10/1/06
31 vs. Houston, 10/15/06
31 @ Chicago, 9/23/07

Most Points, Opponent, Second Half

38 @ St. Louis, 12/9/62
35 @ Green Bay, 11/23/97
30 @ Baltimore, 11/21/04

Most Points, Both Teams, Second Half

58 vs. St. Louis, 9/28/75 (OT)
50 vs. Green Bay, 11/24/94
49 vs. N.Y. Giants, 10/21/73
49 @ Cincinnati, 12/8/85
49 @ Washington, 9/12/99 (OT)
49 @ Seattle, 12/6/04

Most Points, First Quarter

28 vs. Philadelphia, 10/19/69
28 vs. N.Y. Jets, 12/4/71
21 Four times, last vs. Arizona, 10/9/94

Most Points, Opponent, First Quarter

22 @ Cincinnati, 12/8/85
21 vs. Cleveland, 12/3/61
21 @ San Francisco, 10/11/81
21 @ San Francisco, 12/19/83
21 @ Denver, 9/13/98
21 vs. Minnesota, 11/26/98
21 @ N.Y. Giants, 12/15/02
21 @ St. Louis, 10/19/08

*16-game record

Most Points, Both Teams, First Quarter

35 vs. Philadelphia, 10/19/69
 35 vs. Atlanta, 12/22/91
 28 vs. St. Louis, 11/23/67
 28 vs. N.Y. Jets, 12/4/71
 28 @ Denver, 9/13/98
 28 @ St. Louis, 10/19/08

Most Points, Second Quarter

24 vs. N.Y. Giants, 9/18/66
 24 vs. Pittsburgh, 10/30/66
 24 vs. Detroit, 9/15/68
 24 vs. New England, 10/24/71
 24 vs. San Francisco, 10/12/80
 24 @ Washington, 10/2/94

Most Points, Opponent, Second Quarter

28 vs. Philadelphia, 11/15/04
 28 @ Green Bay, 11/7/10
 26 @ Philadelphia, 9/30/01

Most Points, Both Teams, Second Quarter

42 @ N.Y. Giants, 12/16/62
 42 vs. Philadelphia, 11/15/04
 38 vs. Kansas City, 11/10/75
 38 vs. Raiders, 10/23/83

Most Points, Third Quarter

24 vs. Chicago, 12/27/92
 21 Seven times, last vs. St. Louis, 9/30/07

Most Points, Opponent, Third Quarter

24 @ Tennessee, 12/25/00
 22 @ Washington, 9/12/99
 21 @ Washington, 12/17/61
 21 @ Cincinnati, 12/8/85
 21 @ Green Bay, 10/24/04
 21 vs. New Orleans, 12/10/06

Most Points, Both Teams, Third Quarter

35 @ Washington, 12/17/61
 35 vs. St. Louis, 9/28/75
 31 vs. New Orleans, 12/10/06

Most Points, Fourth Quarter

25 @ Carolina, 10/29/06

Most Points, Opponent, Fourth Quarter

22 @ Seattle, 12/6/04
 21 Nine times, last @ Indianapolis, 12/5/10 (OT)

Most Points, Both Teams, Fourth Quarter

36 @ Seattle, 12/6/04
 35 vs. N.Y. Giants, 10/21/73
 35 vs. San Francisco, 12/8/02

Most Consecutive Games Scoring

218 1970-85
 151 1991-2000
 146 1960-70

TOUCHDOWNS**Most Touchdowns, Season**

60 1980
 59 1983
 56 1966

Most Touchdowns, Opponent, Season

52 1962
 51 2010*
 49 1961
 49 2004

Fewest Touchdowns, Season

23 1960
 25 1989*
 26 2001, 2002

Fewest Touchdowns, Opponent, Season

23 1968
 23 1973
 23 1993*

Most Touchdowns, Game

8 vs. Philadelphia, 10/9/66
 8 vs. Detroit, 9/15/68
 8 vs. San Francisco, 10/12/80

Most Touchdowns, Opponent, Game

7 vs. Cleveland, 10/16/60
 7 @ St. Louis, 12/9/62
 7 @ Cincinnati, 12/8/85
 7 vs. Philadelphia, 11/15/04

Most Touchdowns, Both Teams, Game

12 vs. Buffalo, 9/19/71
 11 @ San Francisco, 12/12/77
 11 vs. Minnesota, 11/26/87

Most Consecutive Games Score Touchdown

75 1979-84
 73 1960-65
 72 1965-70

POINT AFTER TOUCHDOWNS**Most Points After Touchdowns, Season**

59 1980
 57 1983
 56 1966

Most Point After Touchdowns, Opponent, Season

49 1962
 49 2010*
 45 1963

Most Point After Touchdowns, Game

8 vs. Philadelphia, 10/9/66
 8 vs. Detroit, 9/15/68
 8 vs. San Francisco, 10/12/80

Most Point After Touchdowns, Opponent, Game

7 @ St. Louis, 12/9/62
 7 vs. Philadelphia, 11/15/04
 6 12 times, last @ Green Bay, 11/7/10

Most Consecutive Point After Touchdowns (Kicking)

233 2005-10
 191 1996-2003
 162 1969-73

Most Two Point Conversions, Attempted, Season

5 1997
 4 2000
 3 2006

Most Two Point Conversions Attempted, Opponent, Season

4 1996, 1999, 2004
 3 1994, 1995, 2000

Most Two Point Conversions Made, Season

2 1996, 1997, 2000, 2006, 2010
 1 1995, 2004, 2005, 2009

Most Two Point Conversions Made, Opponent, Season

3 1999
 2 1997, 1998, 2003, 2004, 2010

FIELD GOALS**Most Field Goals Attempted, Season**

39 1991
 38 1997
 37 1993

Most Field Goals Attempted, Opponent, Season

39 1991
 38 2002
 36 2001
 36 2008

Fewest Field Goals Attempted, Season

13 1960
 17 1980*
 19 2002

Fewest Field Goals Attempted, Opp., Season

12 1976
 15 1977
 17 1992*

Most Field Goals Attempted, Game

8 @ N.Y. Giants, 9/15/03
 7 @ Chicago, 11/24/68
 7 vs. Green Bay, 11/18/96

Most Field Goals Attempted, Opponent, Game

7 @ Philadelphia, 12/5/65
 6 vs. San Francisco, 11/20/60
 6 vs. St. Louis, 12/18/71
 6 @ Green Bay, 10/1/72
 6 @ Arizona, 10/13/02

Most Field Goals Attempted, Both Teams, Game

9 @ Philadelphia, 12/5/65
 9 @ Chicago, 11/24/68
 9 @ N.Y. Giants, 9/15/03

Most Field Goals Made, Season

34 1997
 32 1996
 30 1993

Most Field Goals Made, Opponent, Season

31 2006
 29 1991
 28 1989, 1996

Fewest Field Goals Made, Season

6 1960
 9 1963, 1967
 10 1974, 1989*

*16-game record

Fewest Field Goals Made, Opponent, Season

7 1976
8 1967
9 1968, 1969
11 1978*

Most Field Goals Made, Game

7 vs. Green Bay, 11/18/96
7 @ N.Y. Giants, 9/15/03
5 @ Rams, 12/21/87
5 vs. Green Bay, 10/3/93
5 vs. N.Y. Giants, 12/17/95
5 @ Arizona, 9/7/97
5 vs. Philadelphia, 9/15/97

Most Field Goals Made, Opponent, Game

5 vs. Atlanta, 10/20/96
5 vs. Philadelphia, 11/18/01
4 Many times, last vs. N.Y. Giants, 9/20/09

Most Field Goals Made, Both Teams, Game

8 @ N.Y. Giants, 9/15/03
7 Six times, last vs. Seattle, 11/27/08

Most Consecutive Games Scoring Field Goal

18 1992-93
15 1996-97
13 2001-02

SAFETIES**Most Safeties, Season**

3 1981
2 Many times, last 2003

Most Safeties, Opponent, Season

2 1960, 1986, 1988, 2002, 2006

Most Safeties, Game

2 vs. Philadelphia, 11/19/72
2 vs. Arizona, 10/5/03
1 Many times, last vs. San Francisco, 11/23/08

FIRST DOWNS**Most First Downs, Season**

364 1995
342 1978, 1983
339 1979

Most First Downs, Opponent, Season

321 1989
312 1985
309 2000, 2010

Most First Downs, Both Teams, Season

667 1995
648 1985
636 2010

Fewest First Downs, Season

180 1960
211 1965
237 2002*

Fewest First Downs, Opponent, Season

199 1974
200 1971
228 2003*

Most First Downs, Game

33 @ Detroit, 9/15/85
32 Five times, last vs. Minnesota, 11/26/98

Most First Downs, Opponent, Game

33 @ Houston, 11/10/91
32 @ Oakland, 11/19/95
32 @ Washington, 12/22/96

Most First Downs, Both Teams, Game

57 @ Oakland, 11/19/95
55 @ Washington, 9/12/99 (OT)
54 @ San Francisco, 11/10/63
54 @ N.Y. Giants, 9/10/78
54 @ Houston, 11/10/91

Fewest First Downs, Game

6 @ Tennessee, 12/25/00
7 @ N.Y. Giants, 12/16/89
7 @ Washington, 12/30/07
8 Nine times, last @ Washington, 12/29/02

Fewest First Downs, Opponent, Game

5 @ Philadelphia, 11/6/66
5 @ Philadelphia, 9/23/74
6 Four times, last vs. Philadelphia, 10/9/05

Fewest First Downs, Both Teams, Game

20 @ Green Bay, 10/24/65
21 @ Philadelphia, 11/6/66
21 @ Houston, 11/24/74
21 @ N.Y. Giants, 12/16/89

Most First Downs, Rushing, Season

147 1974
146 1978*
143 1980

Most First Downs, Rushing, Opponent, Season

137 2000
122 1961
118 1986

Fewest First Downs, Rushing, Season

57 1960
78 1989*
82 1997

Fewest First Downs, Rushing, Opp., Season

52 1969
59 1971
68 1992*, 2003*

Most First Downs, Rushing, Game

19 @ Baltimore, 12/6/81
18 vs. Cleveland, 11/25/82
17 @ Green Bay, 11/12/78
17 vs. Washington, 11/22/81

Most First Downs, Rushing, Opponent, Game

17 @ Chicago, 9/30/84
17 vs. Philadelphia, 9/3/00
15 Four times, last @ Baltimore, 11/19/00

Fewest First Downs, Rushing, Game

0 vs. Philadelphia, 11/1/70
0 @ Washington, 12/30/07
1 Many times, last @ Green Bay, 11/7/10

Fewest First Downs, Rushing, Opponent, Game

0 Seven times, last vs. Philadelphia, 10/9/05
1 Many times, last vs. Philadelphia, 1/3/10

Most First Downs, Passing, Season

217 2007
208 1985
205 1983

Most First Downs, Passing, Opponent, Season

200 2010
195 2007
193 1985

Fewest First Downs, Passing, Season

95 1970
105 1960
108 1965
110 2001*

Fewest First Downs, Passing, Opp., Season

94 1977
97 1960
105 1970
127 2003*

Most First Downs, Passing, Game

23 @ San Francisco, 11/10/63
23 @ N.Y. Giants, 12/6/09
22 @ Detroit, 9/15/95

Most First Downs, Passing, Opponent, Game

22 vs. Washington, 11/18/07
21 vs. Chicago, 11/18/62
21 vs. Kansas City, 11/20/83
21 @ St. Louis, 11/11/84
21 @ Arizona, 11/15/98

Fewest First Downs, Passing, Game

1 vs. Tampa Bay, 9/9/01
2 @ Phoenix, 10/14/90
2 @ Tennessee, 12/25/00

Fewest First Downs, Passing, Opponent, Game

1 Three times, last @ N.Y. Jets, 12/21/75

Most First Downs, Penalty, Season

44 2005
33 1985
32 2000

Most First Downs, Penalty, Opponent, Season

38 1997
34 1987
33 2003

Fewest First Downs, Penalty, Season

9 1961, 1962, 1971
11 1963, 1967
18 1996*, 2008*

Fewest First Downs, Penalty, Opp., Season

10 1969
12 1961
16 1991*

Most First Downs, Penalty, Game

9 vs. Detroit, 11/20/05
7 vs. Washington, 12/26/93
6 vs. Tampa Bay, 10/9/83

*16-game record

Most First Downs, Penalty, Opponent, Game

7 @ N.Y. Jets, 10/4/87
6 Five times, last @ Green Bay, 11/23/97

NET YARDS GAINED RUSHING AND PASSING**Most Yards Gained, Season**

6,390 2009
5,968 1979
5,959 1978, 1983

Most Yards Gained, Opponent, Season

5,628 2010
5,608 1985
5,556 1989

Fewest Yards Gained, Season

3,153 1960
3,704 1964
3,995 1965
4,081 1990*

Fewest Yards Gained, Opponent, Season

3,213 1977
3,463 1974
3,466 1973
3,933 1992*

Most Yards Gained, Game

652 vs. Philadelphia, 10/9/66
583 vs. Baltimore, 9/4/78
578 vs. St. Louis, 9/30/73

Most Yards Gained, Opponent, Game

583 @ Houston, 11/10/91
570 @ Cincinnati, 12/8/85
536 vs. New Orleans, 12/10/06

Most Yards Gained, Both Teams, Game

1,045 @ Washington, 9/12/99 (OT)
995 vs. Miami, 10/25/81
984 vs. Minnesota, 11/26/98

Fewest Yards Gained, Game

90 vs. Philadelphia, 9/15/91
96 @ Tennessee, 12/25/00
100 @ Phoenix, 10/14/90

Fewest Yards Gained, Opponent, Game

62 vs. Seattle, 10/11/92
63 @ Green Bay, 10/24/65
80 @ Philadelphia, 11/6/66

Fewest Yards Gained, Both Teams, Game

255 @ Green Bay, 10/24/65
320 @ Philadelphia, 11/6/66
333 @ Houston, 11/24/74

Most Consecutive Games, 300 or More Yards

17 1975-76
15 1978-79
14 2006

Most Consecutive Games, 400 or More Yards

4 1976
3 1983*
2 Many times, last 2009 (two times)

RUSHING**ATTEMPTS****Most Rushing Attempts, Season**

630 1981
625 1978
594 1980

Most Rushing Attempts, Opponent, Season

543 1989
538 2000
511 1997

Fewest Rushing Attempts, Season

311 1960
355 1989*
393 1990

Fewest Rushing Attempts, Opponent, Season

313 1969
339 1967
345 1992*

Most Rushing Attempts, Game

66 @ Baltimore, 12/6/81
59 vs. San Francisco, 10/12/80
58 @ Green Bay, 11/12/78

Most Rushing Attempts, Opponent, Game

53 vs. N.Y. Giants, 11/7/76
52 vs. N.Y. Giants, 12/17/72
51 vs. N.Y. Giants, 9/16/90

Fewest Rushing Attempts, Game

10 @ New Orleans, 9/10/89
11 vs. N.Y. Giants, 9/16/90
11 vs. Washington, 9/28/08

Fewest Rushing Attempts, Opponent, Game

9 vs. Philadelphia, 10/9/05
10 vs. Philadelphia, 1/3/10
11 @ Atlanta, 12/21/92

YARDS**Most Yards Gained Rushing, Season**

2,783 1978
2,711 1981
2,454 1974

Most Yards Gained Rushing, Opponent, Season

2,636 2000
2,242 1960
2,226 1984*

Fewest Yards Gained Rushing, Season

1,049 1960
1,409 1989*
1,500 1990

Fewest Yards Gained Rushing, Opp., Season

1,050 1969
1,094 1967
1,144 1971
1,244 1992*

Most Yards Gained Rushing, Game

354 @ Baltimore, 12/6/81
313 @ Green Bay, 11/12/78
299 vs. Cleveland, 11/25/82

Most Yards Gained Rushing, Opponent, Game

306 vs. Philadelphia, 9/3/00
289 vs. Philadelphia, 10/22/61
283 @ Chicago, 9/30/84

Most Yards Gained Rushing, Both Teams, Game

510 @ Baltimore, 12/6/81
466 vs. Philadelphia, 10/22/61
450 vs. N.Y. Giants, 10/15/61

Fewest Yards Gained Rushing, Game

1 @ Washington, 12/30/07
8 @ New Orleans, 12/6/98
20 @ New Orleans, 9/10/89
20 vs. N.Y. Giants, 9/16/90

Fewest Yards Gained Rushing, Opponent, Game

7 vs. Pittsburgh, 10/30/66
11 @ Cleveland, 9/17/67
16 @ Washington, 10/8/67

AVERAGE GAIN**Highest Average Gain Rushing, Season**

4.82 2009*
4.70 1962
4.52 1974

Highest Average Gain Rushing, Opponent, Season

5.04 1960
4.92 1961
4.90 2000*

Lowest Average Gain Rushing, Season

3.37 1960
3.45 1996*
3.55 1994

Lowest Average Gain Rushing, Opponent, Season

3.22 1974
3.23 1967
3.24 1971
3.45 2003*

TOUCHDOWNS**Most Touchdowns Rushing, Season**

29 1995
26 1968, 1980, 1994

Most Touchdowns, Rushing, Opponent, Season

24 1960
21 1989*
19 1962, 1987

Fewest Touchdowns, Rushing, Season

6 1960, 1961, 1997
7 1989, 2002

Fewest Touchdowns, Rushing, Opp., Season

3 1968, 1969
5 1973
6 1999*

Most Touchdowns, Rushing, Game

5 @ Philadelphia, 9/29/68
5 @ Buffalo, 9/19/71
5 vs. Phoenix, 12/16/90

Most Touchdowns, Rushing, Opponent, Game

5 Four times, last vs. Philadelphia, 10/10/65
4 Many times, last @ Denver, 9/13/98

Most Touchdowns, Rushing, Both Teams, Game
6 Seven times, last vs. Phoenix, 12/16/90
5 Many times, last vs. New Orleans, 11/25/10

PASSING**ATTEMPTS**

Most Passes Attempted, Season
604 1984
587 1985
576 2010

Most Passes Attempted, Opponent, Season
581 2007
574 2002
572 2009

Fewest Passes Attempted, Season
297 1970
321 1973
354 1960
413 2001*

Fewest Passes Attempted, Opponent, Season
293 1960
326 1961
349 1974
432 1978*

Most Passes Attempted, Game
62 @ Detroit, 9/15/85
57 vs. Minnesota, 11/26/98
55 @ N.Y. Giants, 11/6/88
55 @ N.Y. Giants, 12/6/09

Most Passes Attempted, Opponent, Game
59 vs. Kansas City, 11/20/83
56 @ Houston, 11/10/91
56 @ Arizona, 11/15/98
55 Four times, last vs. Washington, 11/18/07

Most Passes Attempted, Both Teams, Game
99 @ Philadelphia, 10/23/88
95 @ Houston, 11/10/91
92 vs. Minnesota, 11/26/98

Fewest Passes Attempted, Game
8 vs. Washington, 12/10/00
11 vs. Atlanta, 10/11/70
11 vs. N.Y. Giants, 10/21/73
12 vs. Philadelphia, 10/14/62

Fewest Passes Attempted, Opponent, Game
10 vs. Washington, 10/3/71
10 vs. Miami, 11/22/73
12 @ Pittsburgh, 11/20/77

Fewest Passes Attempted, Both Teams, Game
28 @ N.Y. Jets, 12/21/75
29 vs. Atlanta, 10/11/70
31 @ N.Y. Giants, 10/10/76

COMPLETIONS

Most Passes Completed, Season
379 2010
347 2009
346 1983

Most Passes Completed, Opponent, Season
348 2010
344 2009
342 2007

Fewest Passes Completed Season
149 1970
163 1960
168 1965
210 2001*

Fewest Passes Completed, Opponent, Season
145 1960
154 1977
162 1975
202 1978*

Most Passes Completed, Game
41 @ N.Y. Giants, 12/6/09
40 @ Detroit, 9/15/85
35 @ Detroit, 12/9/07

Most Passes Completed, Opponent, Game
41 @ Houston, 11/10/91
36 vs. San Francisco, 12/8/02
36 @ Indianapolis, 12/5/10 (OT)
34 @ Atlanta, 12/21/92
34 vs. Washington, 11/18/07

Most Pass Completed, Both Teams, Game
65 @ Houston, 11/10/91
58 @ Philadelphia, 10/23/88
57 @ San Diego, 11/13/83
57 @ Detroit, 12/9/07

Fewest Passes Completed, Game

4 vs. Atlanta, 10/11/70
5 vs. Washington, 12/12/76
5 vs. Washington, 12/10/00
5 @ Tennessee, 12/25/00

Fewest Passes Completed, Opponent, Game
2 @ N.Y. Jets, 12/21/75
4 Four times, last vs. Rams, 9/21/75

Fewest Pass Completions, Both Teams, Game
8 @ N.Y. Jets, 12/21/75
14 Five times, last vs. Rams, 9/21/75

YARDS

Most Yards Gained, Passing, Season
4,287 2009
4,105 2007
4,042 2010

Most Yards Gained, Passing, Opponent, Season
3,928 1983
3,894 2010
3,755 1985

Fewest Yards Gained, Passing, Season
2,013 1964
2,104 1960
2,149 1970
2,218 2001*

Fewest Yards Gained, Passing, Opp., Season
1,562 1977
1,909 1976
1,913 1970
2,288 1978*

Most Yards Gained, Passing, Game
455 vs. Minnesota, 11/26/98
452 @ Detroit, 9/15/85
440 vs. Philadelphia, 10/9/66

Most Yards Gained, Passing, Opponent, Game
448 @ Arizona, 11/15/98
437 vs. Chicago, 11/18/62
425 @ Houston, 11/10/91

Most Yards Gained, Passing, Both Teams, Game
808 vs. Minnesota, 11/26/98
724 @ Washington, 9/12/99 (OT)
720 @ N.Y. Giants, 10/6/85

Fewest Yards Gained, Passing, Game
-1 @ Green Bay, 10/24/65
10 @ Tennessee, 12/25/00
28 vs. Tampa Bay, 9/9/01

Fewest Yards Gained, Passing, Opp., Game
-10 @ Green Bay, 10/24/65
-1 @ N.Y. Jets, 12/21/75
-1 vs. Washington, 10/16/77

Fewest Yards Gained, Pass., Both Teams, Game
-11 @ Green Bay, 10/24/65
83 vs. Atlanta, 10/11/70
85 @ N.Y. Jets, 12/21/75

COMPLETION PERCENTAGE

Highest Completion Percentage, Season
66.7 1993 (317 of 475)
65.8 2010 (379 of 576)
65.2 1995 (322 of 494)

Highest Completion Percentage, Opp., Season
64.4 2010 (348 of 540)
61.8 2004 (310 of 502)
61.7 1989 (301 of 488)

Lowest Completion Percentage, Season
46.0 1960 (163 of 354)
46.4 1965 (168 of 362)
47.5 1964 (192 of 404)
50.8 2001 (210 of 413)*

Lowest Completion Percentage, Opp., Season
40.5 1960 (159 of 393)
41.6 1977 (154 of 370)
43.4 1975 (162 of 373)
46.2 1981 (236 of 511)*

Highest Completion Percentage, Game (10 att.)
87.5 @ Philadelphia, 11/6/83 (21 of 24)
86.7 @ N.Y. Giants, 10/10/76 (16 of 19)
85.7 @ Atlanta, 12/21/92 (18 of 21)

Highest Completion Percentage, Opponent, Game (10 att.)
85.7 @ Detroit, 12/11/60 (12 of 14)
84.2 @ New Orleans, 9/10/89 (16 of 19)
84.0 vs. Pittsburgh, 10/17/04 (21 of 25)

Highest Completion Percentage, Both Teams, Game
80.6 @ N.Y. Giants, 10/10/76 (25 of 31)
78.7 vs. N.Y. Giants, 9/29/91 (48 of 61)
78.0 @ N.Y. Giants, 9/30/90 (39 of 50)

Lowest Completion Percentage, Game
22.7 vs. Washington, 12/12/76 (5 of 22)
25.0 @ Tennessee, 12/25/00 (5 of 20)
28.6 vs. Washington, 9/26/65 (6 of 21)

*16-game record

Lowest Completion Percentage, Opp., Game

16.7 @ N.Y. Jets, 12/21/75 (2 of 12)
 18.2 @ St. Louis, 10/23/60 (4 of 22)
 21.1 @ Green Bay, 10/24/65 (4 of 19)

Lowest Completion Per., Both Teams, Game

28.6 @ N.Y. Jets, 12/21/75 (6 of 28)
 30.4 @ St. Louis, 10/23/60 (14 of 46)
 33.3 @ Washington, 12/14/03 (17 of 51)

TOUCHDOWNS

Most Touchdowns, Passing, Season

36 2007
 31 1962, 1983
 30 1980

Most Touchdowns, Passing, Opponent, Season

33 1962, 2010*
 31 1963, 2004

Fewest Touchdowns, Passing, Season

10 1964
 12 1990*, 1996*

Fewest Touchdowns, Passing, Opp., Season

10 1970, 1996*
 11 1978

Most Touchdowns, Passing, Game

5 Eight times, last vs. Tampa Bay, 11/23/06
 4 Many times, last vs. Green Bay, 11/29/07

Most Touchdowns, Passing, Opponent, Game

6 @ N.Y. Giants, 12/16/62
 5 Seven times, last vs. New England, 10/14/07

SACKS

TOTAL SACKS

Most Sacks, Season

62 1985
 60 1966
 59 2008

Most Sacks, Opponent, Season

68 1964
 60 1986*
 55 1965
 55 1966

Fewest Sacks, Season

20 1960, 1963
 21 1961
 23 1991*

Fewest Sacks, Opponent, Season

18 1995
 19 1996, 1998
 20 1994

Most Sacks, Game

12 @ Pittsburgh, 11/20/66
 12 @ Houston, 9/29/85
 11 @ Detroit, 10/6/75
 11 @ N.Y. Jets, 10/4/87

Most Sacks, Opponent, Game

11 @ San Diego, 11/16/86
 11 vs. Philadelphia, 9/15/91
 10 vs. New England, 11/22/84

Most Sacks, Both Teams, Game

17 @ Pittsburgh, 11/20/66
 15 @ San Diego, 11/16/86
 14 Four times, last @ Houston, 9/29/85

Games With No Sacks Allowed, Season

8 1994
 6 1995
 5 Five times, last 2008

SACK YARDAGE

Most Sack Yardage, Season

459 1985
 452 1969
 442 1978

Most Sack Yardage, Opponent, Season

503 1964
 498 1986*
 403 1987

Fewest Sack Yardage, Season

130 2001
 137 2002
 151 1991

Fewest Sack Yardage, Opponent, Season

93 1994
 110 1998
 112 1992

Most Sack Yardage, Game

84 vs. Detroit, 10/6/75
 84 @ Houston, 11/24/74
 82 @ Houston, 9/29/85

Most Sack Yardage, Opponent, Game

93 @ San Diego, 11/16/86
 77 vs. San Francisco, 11/23/72
 71 @ Atlanta, 9/15/74

INTERCEPTIONS

TOTAL INTERCEPTIONS

Most Interceptions, Season

37 1981
 33 1985
 29 1967

Most Interceptions, Opponent, Season

33 1960
 28 1967
 27 1961, 1988*, 1989*

Fewest Interceptions, Season

7 1989, 1997
 8 2008
 9 2001

Fewest Interceptions, Opponent, Season

6 1993
 8 1998
 9 2009

Most Interceptions, Game

7 @ Philadelphia, 9/26/71
 6 vs. Washington, 9/9/85
 5 Seven times, last vs. Miami, 11/25/99

Most Interceptions, Opponent, Game

5 Seven times, last @ Buffalo, 10/8/07

YARDS GAINED

Most Yards, Season

549 1963
 523 1980*
 482 1981

Most Yards, Opponent, Season

586 1961
 526 2004*
 437 1963

Fewest Yards, Season

33 2009
 36 2008
 37 1989

Fewest Yards, Opponent, Season

47 1993
 93 1974
 96 2009

Most Yards, Game

183 vs. Washington, 11/3/63
 154 vs. Atlanta, 9/20/99
 150 @ Philadelphia, 9/26/71

Most Yards, Opponent, Game

138 vs. N.Y. Giants, 10/15/61
 129 @ Minnesota, 10/18/70
 127 @ Cleveland, 10/23/66

TOUCHDOWNS

Most Touchdowns By Interceptions, Season

4 1985, 1995, 1999
 3 Nine times, last 2010

Most Touchdowns By Interceptions, Opponent, Season

5 1961, 1963
 4 1964, 1984*, 1990*, 2001*, 2004*

PUNTING

TOTAL PUNTS

Most Punts, Season

112 2002
 108 1984
 95 2003

Most Punts, Opponent, Season

108 1978
 105 2003
 103 1977

Fewest Punts, Season

51 1972
 54 2006*
 55 1995

*16-game record

Fewest Punts, Opponent, Season

43 1961
50 1960
52 1963
55 1995*

Most Punts, Game

11 vs. Green Bay, 9/23/84
10 Nine times, last @ Detroit, 11/3/02

Most Punts, Opponent, Game

11 @ Rams, 9/30/62
11 @ Atlanta, 9/15/74
11 vs. Buffalo, 11/15/76
11 vs. New England, 11/22/84
10 Many times, last vs. Chicago, 11/25/04

Most Punts, Both Teams, Game

21 vs. Buffalo, 11/15/76
21 vs. New England, 11/22/84
20 vs. Green Bay, 9/23/84

Fewest Punts, Game

0 vs. Cleveland, 12/3/61
0 vs. Detroit, 9/15/68
0 vs. Baltimore, 9/4/78
0 vs. Cincinnati, 11/12/00

Fewest Punts, Opponent, Game

0 vs. Philadelphia, 10/22/61
0 vs. N.Y. Giants, 9/29/91
1 12 times, last vs. San Francisco, 9/24/00

Fewest Punts, Both Teams, Game

1 vs. Cleveland, 12/3/61
2 vs. Philadelphia, 10/22/61
3 Seven times, last vs. Cincinnati, 11/12/00

Consecutive Punts, No Blocks

611 1989-98
396 1961-66
382 1978-83

Consecutive Punts, No Blocks, Opponent

628 2002-10
591 1977-84
582 1992-99

AVERAGE YARDAGE**Highest Average Distance, Punting, Season**

48.2 2006
47.2 2010
47.1 2007

Highest Average Distance, Punting, Opponent, Season

46.1 1996
45.5 1961
45.0 2007

Highest Avg. Distance, Punting, Game (4 punts)

56.8 vs. Houston, 10/15/06
55.3 vs. Chicago, 9/28/97
54.8 @ Tampa Bay, 9/13/09

Highest Average Distance, Punting, Opponent, Game (4 punts)

55.3 vs. St. Louis, 9/30/07
54.8 vs. Oakland, 11/26/09
54.4 @ Miami, 10/27/96

PUNT RETURNS**TOTAL RETURNS****Most Punt Returns, Season**

63 1978
62 1974
61 1977

Most Punt Returns, Opponent, Season

58 2002
55 1984
53 1983

Fewest Punt Returns, Season

18 1962
23 1963, 1995*

Fewest Punt Returns, Opponent, Season

15 1972
17 1961
18 1960
22 1995*

Most Punt Returns, Game

9 vs. Buffalo, 11/15/76
8 vs. Cleveland, 11/25/82
8 @ Houston, 12/13/82
8 @ Washington, 9/27/04

Most Punt Returns, Opponent, Game

8 vs. N.Y. Giants, 11/4/84
7 Five times, last vs. Phoenix, 10/30/88

YARDS GAINED**Most Yards, Punt Returns, Season**

573 1974
556 1980
550 1992

Most Yards, Punt Returns, Opponent, Season

637 2002
588 1983
493 2001

Fewest Yards, Punt Returns, Season

81 1962
103 1961
134 1972
197 1989*

Fewest Yards, Punt Returns, Opponent, Season

41 1972
52 1964
83 1960
169 1993*

Most Yards, Punt Returns, Game

126 vs. Green Bay, 11/29/64
124 @ Philadelphia, 12/15/91
122 vs. Pittsburgh, 12/8/68

Most Yards, Punt Returns, Opponent, Game

139 @ Atlanta, 11/11/01
123 @ N.Y. Giants, 10/18/99
112 @ St. Louis, 10/13/74

TOUCHDOWNS**Most Touchdowns, Punt Returns, Season**

3 2010
2 1968, 1992, 1993, 1998, 2000, 2009

Most Touchdowns, Punt Returns, Opp., Season

1 14 times, last 2009

KICKOFF RETURNS**TOTAL RETURNS****Most Kickoff Returns, Season**

78 2004
77 1989
74 2010

Most Kickoff Returns, Opponent, Season

86 2007
85 1995
82 1994

Fewest Kickoff Returns, Season

33 1973
36 1969, 1993*

Fewest Kickoff Returns, Opponent, Season

32 1960
43 1961
46 1989*

Most Kickoff Returns, Game

9 @ Minnesota, 10/18/70
8 Six times, last @ N.Y. Giants, 12/15/02

Most Kickoff Returns, Opponent, Game

10 vs. Detroit, 9/15/68
9 Five times, last vs. New England, 10/24/71

YARDS GAINED**Most Yards, Kickoff Returns, Season**

1,709 1989
1,603 2004
1,954 2008

Most Yards, Kickoff Returns, Opponent, Season

1,979 2007
1,806 1983
1,709 1978, 1994

Fewest Yards, Kickoff Returns, Season

699 1992
718 1969
725 1973

Fewest Yards, Kickoff Returns, Opponent, Season

811 1960
853 1989*
948 1961

Most Yards, Kickoff Returns, Game

260 vs. San Francisco, 11/7/65
252 vs. Philadelphia, 9/15/08
240 @ Philadelphia, 9/22/02

Most Yards, Kickoff Returns, Opponent, Game

261 @ Philadelphia, 11/6/66
258 vs. Green Bay, 10/3/93
219 vs. Baltimore, 9/4/78

*16-game record

TOUCHDOWNS**Most Touchdowns, Kickoff Returns, Season**

2 1971, 2002*
1 11 times, last 2008

Most Touchdowns, Kickoff Returns, Opponent, Season

3 1966
1 Ten times, last 2010

FUMBLES**TOTAL FUMBLES****Most Fumbles, Season**

46 1961
45 1981*
44 1996

Most Fumbles, Opponent, Season

44 1973
43 1975, 1981*

Fewest Fumbles, Season

16 1992, 2006
18 1998
20 2009

Fewest Fumbles, Opponent, Season

15 1994
16 1995
20 1979, 2004, 2010

Most Fumbles, Game

8 @ Tennessee, 12/25/00
7 vs. N.Y. Giants, 10/11/71
7 vs. New Orleans, 11/25/10
6 Six times, last vs. Philadelphia, 12/21/02

Most Fumbles, Opponent, Game

7 @ Washington, 11/28/65
7 vs. Kansas City, 11/10/75
6 Six times, last @ N.Y. Giants, 11/4/01

FUMBLES LOST**Most Fumbles Lost, Season**

21 1961, 1971, 1979*

Most Fumbles Lost, Opponent, Season

25 1971
23 1973
21 1983*

Fewest Fumbles Lost, Season

5 2007
6 2006
7 1998

Fewest Fumbles Lost, Opponent, Season

6 1995
9 1988, 1994, 1999, 2000, 2004

Most Fumbles Lost, Game

5 @ New Orleans, 11/3/68
5 vs. N.Y. Giants, 10/11/71
5 vs. Kansas City, 11/10/75

Most Fumbles Lost, Opponent, Game

5 Four times, last vs. Raiders, 10/23/83

Most Consecutive Games Without Losing Fumble

7 1998
5 1997, 2006, 2007
4 1991, 1992, 1994, 1996, 2003, 2009

PENALTIES**TOTAL PENALTIES****Most Penalties, Season**

141 1988
136 1999
131 1987

Most Penalties, Opponent, Season

142 2005
120 1998
119 2002

Fewest Penalties, Season

47 1961
62 1960, 1962
74 1991*

Fewest Penalties, Opponent, Season

38 1961
50 1965
52 1963, 1973
69 2001*

Most Penalties, Game

17 @ Cleveland, 12/4/88
16 @ N.Y. Jets, 10/4/87
16 @ Philadelphia, 10/23/88

Most Penalties, Opponent, Game

17 vs. Detroit, 11/20/05
14 vs. Tampa Bay, 10/9/83
14 vs. Carolina, 10/20/02
14 @ Philadelphia, 11/14/05

Most Penalties, Both Teams, Game

26 vs. Tampa Bay, 10/9/83
26 @ N.Y. Jets, 10/4/87
26 @ Cleveland, 12/4/88
25 vs. L.A. Rams, 10/18/81

Fewest Penalties, Game

0 @ St. Louis, 12/10/61
0 vs. Washington, 11/23/80
0 @ Washington, 11/5/89
0 vs. Arizona, 10/30/05

Fewest Penalties, Opponent, Game

0 @ Pittsburgh, 10/21/62
0 @ Philadelphia, 12/5/65
0 @ Seattle, 12/16/01
0 @ Philadelphia, 12/28/08

YARDS PENALIZED**Most Yards Penalized, Season**

1,196 1999
1,148 1988
1,108 1998

Most Yards Penalized, Opponent, Season

1,015 2005
999 2000
990 1985

Fewest Yards Penalized, Season

427 1961
600 1960
610 1991*

Fewest Yards Penalized, Opponent, Season

362 1961
479 1963
483 1965
601 2008*

Most Yards Penalized, Game

161 @ Washington, 11/2/70
159 vs. Philadelphia, 10/13/68
153 @ Washington, 11/5/06

Most Yards Penalized, Opponent, Game

185 vs. Tampa Bay, 10/9/83
166 @ St. Louis, 10/9/77
150 @ N.Y. Jets, 10/4/87

Most Yards Penalized, Both Teams, Game

294 vs. Tampa Bay, 10/9/83
281 @ N.Y. Jets, 10/4/87
275 @ St. Louis, 10/9/77

Fewest Yards Penalized, Game

0 @ St. Louis, 12/10/61
0 vs. Washington, 11/23/80
0 @ Washington, 11/5/89
0 vs. Arizona, 10/30/05

Fewest Yards Penalized, Opponent, Game

0 @ Pittsburgh, 10/21/62
0 @ Philadelphia, 12/5/65
0 @ Seattle, 12/16/01
0 @ Philadelphia, 12/28/08

BLOCKED KICKS**BLOCKS**

(Extra Points, Field Goals and Punts)

Most, Season

14 1965
7 1988
6 1963, 1973

Most, Season, Opponent

7 1973
6 1960, 2001*
4 1965, 1977, 1989

Most, Game

3 @ Pittsburgh, 10/31/65
2 11 times, last vs. Detroit, 9/19/94

Most, Game, Opponent

3 @ Washington, 10/8/73
2 Nine times, last @ Oakland, 10/7/01

*16-game record

BLOCKED EXTRA POINTS

Most, Season

- 4 1965
- 3 2003*
- 2 1963, 1968, 1979*

Most, Season, Opponent

- 2 1960, 1979*
- 1 Eight times, last 2010

Most, Game

- 2 @ Pittsburgh, 10/31/65
- 1 Many times, last @ Philadelphia, 12/19/04

Most, Game, Opponent

- 2 vs. Philadelphia, 9/30/60
- 2 @ Minnesota, 10/7/79
- 1 Eight times, last @ N.Y. Giants, 11/14/10

BLOCKED FIELD GOALS

Most, Season

- 9 1965
- 5 1968
- 4 1963, 1969, 1973, 1978*

Most, Season, Opponent

- 5 1973
- 4 1960
- 3 1965, 1991*, 2001*

Most, Game

- 2 Five times, last vs. Detroit, 9/19/94

Most, Game, Opponent

- 2 Six times, last @ Oakland, 10/7/01

BLOCKED PUNTS

Most, Season

- 4 1976
- 3 1991*
- 2 1973, 1977, 1990, 1992

Most, Season, Opponent

- 3 2001
- 2 1973, 1976, 1989

Most, Game

- 2 vs. N.Y. Giants, 10/21/73
- 2 @ Houston, 11/10/91
- 1 Many times, last vs. San Francisco, 11/23/08

Most, Game, Opponent

- 1 Many times, last @ Indianapolis, 12/5/10 (OT)

*16-game record

Largest Margin

VICTORY

1. 49 pts. (56-7) vs. Philadelphia, Oct. 9, 1966
2. 46 pts. (59-13) @ Detroit, Sept. 15, 1968
3. 45 pts. (52-7) vs. N.Y. Giants, Sept. 18, 1966
4. 45 pts. (59-14) vs. San Fran., Oct. 12, 1980
5. 44 pts. (51-7) vs. Seattle, Nov. 27, 1980
6. 42 pts. (52-10) vs. Houston, Dec. 20, 1970
- 42 pts. (52-10) vs. N.Y. Jets, Dec. 4, 1971
8. 41 pts. (48-7) vs. Arizona, Oct. 22, 2000
9. 38 pts. (38-0) @ Baltimore, Sept. 4, 1978
10. 37 pts. (40-3) @ New Orleans, Sept. 24, 1973
- 37 pts. (37-0) vs. Detroit, Oct. 30, 1977

DEFEAT

1. 44 pts. (0-44) vs. Chicago, Nov. 17, 1985
2. 41 pts. (7-48) vs. Cleveland, Oct. 16, 1960
- 41 pts. (13-54) @ Minnesota, Oct. 18, 1970
4. 40 pts. (3-43) vs. Minnesota, Nov. 13, 1988
5. 38 pts. (7-45) vs. Baltimore, Oct. 30, 1960
- 38 pts. (0-38) vs. St. Louis, Nov. 16, 1970
- 38 pts. (6-44) @ Philadelphia, Dec. 28, 2008
- 38 pts. (7-45) @ Green Bay, Nov. 7, 2010
9. 36 pts. (7-43) vs. Philadelphia, Oct. 22, 1961
10. 34 pts. (7-41) @ Green Bay, Nov. 13, 1960
11. 33 pts. (3-36) vs. Philadelphia, Nov. 18, 2001
12. 32 pts. (20-52) @ St. Louis, Dec. 9, 1962
- 32 pts. (10-42) @ Cleveland, Nov. 2, 1969

Temperature at Kickoff

COWBOYS WARMEST GAMES

DATE	TEAM	W/L	SCORE	TEMP.
9/3/00	Philadelphia	L	14-41	109°
9/7/97	@ Arizona (OT)	L	22-25	101°
9/10/00	@ Arizona	L	31-32	100°
9/20/92	Phoenix	W	31-20	99°
9/13/81	St. Louis	W	30-17	98°
9/12/88	@ Phoenix	W	17-14	98°
9/12/93	Buffalo	L	10-13	97°
9/6/98	Arizona	W	38-10	97°
9/16/90	N.Y. Giants	L	7-28	96°
9/21/80	Tampa Bay	W	28-17	95°
9/15/97	Philadelphia	W	21-20	95°

Playoffs

1/14/96	Green Bay	W	38-27	72°
12/19/76	L.A. Rams	L	12-14	71°
1/21/79	*Pittsburgh	L	31-35	71°
1/17/71	*Baltimore	L	13-16	70°
*@ Miami				

COWBOYS COLDEST GAMES

DATE	TEAM	W/L	SCORE	TEMP.
12/15/63	@ St. Louis	W	28-24	16°
12/6/92	@ Denver	W	31-27	19°
12/10/95	@ Phila.	L	17-20	19°
12/16/89	@ N.Y. Giants	L	0-15	20°
12/15/68	@ N.Y. Giants	W	28-10	21°
12/11/60	@ Detroit	L	14-23	22°
12/16/73	@ St. Louis	W	30-3	22°
11/23/97	@ Green Bay	L	17-45	22°
12/07/08	@ Pittsburgh	L	13-20	22°
12/19/81	@ N.Y. Giants	L	10-13	25°
12/9/61	@ St. Louis	L	20-52	26°
12/21/75	@ N.Y. Jets	W	31-21	28°

Coldest regular season home game:

11/25/93	Miami	L	14-16	32°
----------	-------	---	-------	-----

Playoffs

12/31/67	@ Green Bay	L	17-21	-13°
1/11/81	@ Philadelphia	L	7-20	16°
1/7/96	Philadelphia	W	30-11	26°
12/28/75	@ Minnesota	W	17-14	27°
12/26/83	L.A. Rams	L	17-27	27°

Cowboys Longest Plays

LONG RUNS FROM SCRIMMAGE

- 99 - Tony Dorsett @ Minnesota, Jan. 3, 1983 (TD)
- 84 - Tony Dorsett vs. Philadelphia, Dec. 4, 1977 (TD)**
- 84 - Herschel Walker vs. Philadelphia, Dec. 14, 1986 (TD)
- 80 - Troy Hambrick @ Philadelphia, Sept. 30, 2001
- 77 - Tony Dorsett @ St. Louis, Oct. 9, 1977 (TD)**
- 77 - Tony Dorsett @ Washington, Sept. 5, 1983
- 77 - Julius Jones vs. New Orleans, Dec. 10, 2006 (TD)
- 75 - Tony Dorsett @ New England, Sept. 21, 1981 (TD)
- 75 - Emmitt Smith vs. Washington, Sept. 9, 1991 (TD)
- 73 - Amos Bullocks vs. Chicago, Nov. 18, 1962 (TD)**

LONG FORWARD PASSES

- 95 - Don Meredith to Bob Hayes @ Washington, Nov. 13, 1966 (TD)
- 91 - Roger Staubach to Tony Dorsett vs. Baltimore, Sept. 4, 1978 (TD)
- 90 - Troy Aikman to Alvin Harper @ San Francisco, Nov. 13, 1994
- 90 - Troy Aikman to Jason Tucker vs. N.Y. Giants, Jan. 2, 2000 (TD)
- 89 - Craig Morton to Bob Hayes @ Kansas City, Oct. 25, 1970 (TD)
- 87 - Troy Aikman to Michael Irvin vs. Phoenix, Sept. 20, 1992 (TD)
- 86 - Craig Morton to Lance Rentzel vs. Philadelphia, Nov. 1, 1970 (TD)
- 86 - Bernie Kosar to Emmitt Smith vs. Phoenix, Nov. 14, 1993
- 85 - Eddie LeBaron to Amos Marsh @ L.A. Rams, Sept. 30, 1962 (TD)
- 85 - Roger Staubach to Bob Hayes @ N.Y. Giants, Dec. 12, 1971 (TD)

LONG PUNTS

- 84 - Ron Widby @ New Orleans, Nov. 3, 1968
- 75 - Sam Baker @ L.A. Rams, Sept. 30, 1962
- 75 - Billy Lothridge vs. N.Y. Giants, Oct. 11, 1964**
- 75 - Mat McBriar vs. Houston, Oct. 15, 2006
- 73 - Danny White vs. L.A. Rams, Oct. 14, 1979
- 72 - Toby Gowin vs. Chicago, Sept. 28, 1997**
- 71 - Sam Baker @ N.Y. Giants, Dec. 16, 1962
- 71 - Billy Lothridge vs. St. Louis, Sept. 12, 1964**
- 70 - Sam Paulescu vs. San Francisco, Nov. 23, 2008
- 68 - Mat McBriar vs. Philadelphia, Nov. 15, 2004

LONG PUNT RETURNS

- 98 - Dennis Morgan @ St. Louis, Oct. 13, 1974 (TD)**
- 97 - Bryan McCann vs. Detroit, Nov. 21, 2010 (TD)**
- 93 - Dez Bryant vs. N.Y. Giants, Oct. 25, 2010 (TD)**
- 90 - Bob Hayes vs. Pittsburgh, Dec. 8, 1968 (TD)
- 85 - Kelvin Martin @ Philadelphia, Dec. 15, 1991 (TD)
- 83 - Kevin Williams vs. Washington, Nov. 20, 1994 (TD)
- 83 - Deion Sanders vs. Chicago, Sept. 28, 1997 (TD)
- 82 - Patrick Crayton vs. Seattle, Nov. 1, 2009 (TD)
- 79 - Kelvin Martin vs. Washington, Sept. 7, 1992 (TD)
- 76 - Deion Sanders @ Indianapolis, Oct. 31, 1999

LONG KICKOFF RETURNS

- 102 - Alexander Wright vs. Atlanta, Dec. 22, 1991 (TD)
- 101 - Amos Marsh vs. Philadelphia, Oct. 14, 1962 (TD)
- 101 - Ike Thomas vs. N.Y. Jets, Dec. 4, 1971 (TD)**
- 100 - Mel Renfro vs. San Francisco, Nov. 7, 1965 (TD)
- 100 - Mark Washington @ Washington, Nov. 22, 1970 (TD)**
- 100 - Reggie Swinton @ Philadelphia, Sept. 22, 2002 (TD)
- 98 - Felix Jones vs. Philadelphia, Sept. 15, 2008 (TD)**
- 97 - Thomas Henderson vs. St. Louis, Sept. 28, 1975 (TD)**
- 97 - James Dixon @ Kansas City, Oct. 22, 1989 (TD)**
- 90 - James Dixon @ Green Bay, Oct. 8, 1989**
- 90 - Alexander Wright vs. N.Y. Giants, Sept. 16, 1990 (TD)**

LONG INTERCEPTION RETURNS

- 101 - Bryan McCann @ N.Y. Giants, Nov. 14, 2010 (TD)**
- 100 - Mike Gaechter vs. Philadelphia, Oct. 14, 1962 (TD)**
- 96 - Dennis Thurman @ Washington, Sept. 6, 1981
- 95 - George Teague vs. Green Bay, Nov. 14, 1999 (TD)
- 94 - Darren Woodson @ Philadelphia, Dec. 4, 1994 (TD)
- 90 - Mel Renfro @ St. Louis, Oct. 4, 1965 (TD)
- 87 - Greg Ellis vs. Atlanta, Sept. 20, 1999 (TD)
- 86 - Mike Gaechter vs. Washington, Nov. 3, 1963
- 85 - Roy Williams @ Washington, Dec. 29, 2002 (TD)**
- 79 - Thomas Henderson vs. Tampa Bay, Oct. 2, 1977 (TD)

LONG FUMBLE RETURNS

- 98 - Greg Ellis vs. Arizona, Oct. 3, 1999 (TD)
- 97 - Chuck Howley @ Atlanta, Oct. 2, 1966 (TD)
- 86 - Michael Downs @ Houston, Dec. 13, 1982 (TD)
- 84 - Don Bishop vs. St. Louis, Oct. 28, 1962 (TD)
- 77 - Jim Jeffcoat vs. Washington, Sept. 24, 1989 (TD)
- 72 - Benny Barnes @ San Francisco, Oct. 1, 1981 (TD)
- 69 - DeMarcus Ware @ Philadelphia, Oct. 8, 2006 (TD)
- 63 - Jim Ridlon vs. Philadelphia, Dec. 6, 1984 (TD)
- 59 - Marcus Spears vs. Kansas City, Dec. 11, 2005**
- 58 - Chuck Howley vs. San Francisco, Nov. 7, 1965

LONG RETURNS OF FIELD GOAL ATTEMPTS

- 94 - Jerry Norton @ St. Louis, Dec. 9, 1962 (TD)
- 68 - Patrick Watkins vs. Minnesota, Oct. 21, 2007 (TD)
- 62 - Ron Fellows vs. New Orleans, Sept. 25, 1983 (TD)
- 60 - Mike Gaechter @ Washington, Nov. 28, 1965 (TD)
- 60 - Obert Logan @ N.Y. Giants, Dec. 19, 1965 (TD)**
- 51 - Bernard Ford @ Philadelphia, Dec. 10, 1989

Bold denotes rookie

Cowboys Big Days

RUSHING

1.	237	-	Emmitt Smith @ Philadelphia, Oct. 31, 1993 (30 carries)
2.	206	-	Tony Dorsett vs. Philadelphia, Dec. 4, 1977 (23 carries)
3.	198	-	Julius Jones @ Seattle, Dec. 6, 2004 (30 carries)
4.	194	-	Julius Jones @ Carolina, Dec. 24, 2005 (34 carries)
5.	189	-	Troy Hambrick @ Washington, Dec. 14, 2003 (33 carries)
6.	183	-	Tony Dorsett @ N.Y. Giants, Nov. 9, 1980 (24 carries)
7.	182	-	Emmitt Smith @ Phoenix, Sept. 22, 1991 (23 carries)
8.	175	-	Tony Dorsett @ Baltimore, Dec. 6, 1981 (30 carries)
9.	174	-	Emmitt Smith @ Atlanta, Dec. 21, 1992 (24 carries)
10.	173	-	Herschel Walker @ New England, Nov. 15, 1987 (28 carries)
11.	172	-	Emmitt Smith vs. Philadelphia, Dec. 6, 1993 (23 carries)
12.	171	-	Emmitt Smith @ Pittsburgh, Sept. 4, 1994 (31 carries)
13.	168	-	Emmitt Smith @ N.Y. Giants, Jan. 2, 1994 (32 carries)
14.	167	-	Emmitt Smith @ Atlanta, Oct. 29, 1995 (26 carries)
15.	163	-	Emmitt Smith vs. Philadelphia, Nov. 1, 1992 (30 carries)
	163	-	Emmitt Smith vs. N.Y. Giants, Nov. 7, 1994 (35 carries)
	163	-	Emmitt Smith @ N.Y. Giants, Sept. 4, 1995 (21 carries)
	163	-	Emmitt Smith vs. N.Y. Giants, Nov. 8, 1998 (29 carries)
19.	162	-	Tony Dorsett @ New England, Sept. 21, 1981 (19 carries)
20.	160	-	Emmitt Smith vs. Atlanta, Dec. 22, 1991 (32 carries)
21.	159	-	Tony Dorsett vs. L.A. Rams, Oct. 18, 1981 (27 carries)
	159	-	Tony Dorsett @ Houston, Sept. 29, 1985 (23 carries)
23.	158	-	Emmitt Smith vs. Philadelphia, Nov. 6, 1995 (27 carries)
24.	155	-	Emmitt Smith vs. Washington, Nov. 28, 1996 (29 carries)
25.	154	-	Tony Dorsett vs. St. Louis, Sept. 24, 1978 (21 carries)
26.	153	-	Calvin Hill vs. San Francisco, Nov. 10, 1974 (32 carries)
	153	-	Tony Dorsett @ Minnesota, Jan. 3, 1983 (16 carries)
	153	-	Emmitt Smith vs. Washington, Dec. 26, 1993 (21 carries)
29.	152	-	Tony Dorsett vs. New Orleans, Nov. 19, 1978 (25 carries)
	152	-	Emmitt Smith @ L.A. Raiders, Oct. 25, 1992 (29 carries)
31.	151	-	Tony Dorsett @ Washington, Sept. 5, 1983 (14 carries)
32.	150	-	Calvin Hill @ Washington, Nov. 16, 1969 (27 carries)
	150	-	Emmitt Smith @ Minnesota, Sept. 17, 1995 (20 carries)
	150	-	Emmitt Smith vs. Washington, Dec. 10, 2000 (23 carries)
	150	-	Julius Jones vs. Chicago, Nov. 25, 2004 (33 carries)

100-YARD RUSHING GAMES - CAREER

	100-Yard Games	Team Record	Pct
Emmitt Smith.....	76	57-19	.750
Tony Dorsett.....	43	39-4	.907
Calvin Hill.....	16	14-2	.875
Don Perkins.....	10	5-4-1	.550
Herschel Walker.....	9	5-4	.556
Marion Barber.....	8	6-2	.750
Julius Jones.....	8	5-3	.625
Duane Thomas.....	6	6-0	1.000
Robert Newhouse.....	5	5-0	1.000
Troy Hambrick.....	5	3-2	.600
Walt Garrison.....	2	2-0	1.000
Scott Laidlaw.....	2	2-0	1.000
Amos Marsh.....	2	2-0	1.000
Dan Reeves.....	2	1-1	.500
Tashard Choice.....	1	1-0	1.000
Paul Palmer.....	1	1-0	1.000
Chris Warren.....	1	1-0	1.000
Felix Jones.....	1	0-1	.000
Preston Pearson.....	1	0-1	.000
Total.....	199	155-43-1	.781

RECEIVING

1.	250	-	Miles Austin @ Kansas City, Oct. 11, 2009 (10 catches)
2.	246	-	Bob Hayes @ Washington, Nov. 13, 1966 (9 catches)
3.	241	-	Frank Clarke vs. Washington, Sept. 16, 1962 (10 catches)
4.	223	-	Lance Rentzel vs. Washington, Nov. 19, 1967 (13 catches)
5.	213	-	Tony Hill vs. Philadelphia, Nov. 12, 1979 (7 catches)
	213	-	Terrell Owens vs. San Francisco, Nov. 23, 2008 (7 catches)
6.	210	-	Michael Irvin vs. Phoenix, Sept. 20, 1992 (8 catches)
7.	203	-	James Dixon @ Phoenix, Nov. 12, 1989 (6 catches)
	203	-	Kevin Williams @ Arizona, Dec. 25, 1995 (9 catches)
8.	198	-	Michael Irvin @ Arizona, Dec. 8, 1996 (8 catches)
9.	195	-	Bob Hayes vs. N.Y. Giants, Sept. 18, 1966 (6 catches)
10.	190	-	Frank Clarke @ San Francisco, Nov. 10, 1963 (8 catches)
11.	188	-	Drew Pearson @ Detroit, Oct. 6, 1975 (6 catches)
12.	187	-	Bob Hayes vs. Houston, Dec. 20, 1970 (6 catches)
13.	186	-	Michael Irvin @ Miami, Oct. 27, 1996 (12 catches)
14.	184	-	Patrick Crayton vs. St. Louis, Sept. 30, 2007 (7 catches)
15.	181	-	Bob Hayes vs. Baltimore, Dec. 13, 1969 (5 catches)
	181	-	Tony Hill @ Detroit, Sept. 15, 1985 (11 catches)
16.	177	-	Bob Hayes vs. Philadelphia, Oct. 10, 1965 (8 catches)
17.	174	-	Terrell Owens @ Philadelphia, Nov. 4, 2007 (10 catches)
18.	173	-	Terrell Owens vs. Washington, Nov. 18, 2007 (8 catches)
19.	171	-	Miles Austin vs. Atlanta, Oct. 25, 2009 (6 catches)

Bold denotes rookie

100-YARD RECEIVING GAMES - CAREER

	100-Yard Games	Team Record	Pct
Michael Irvin.....	47	36-11	.766
Tony Hill.....	26	17-9	.654
Bob Hayes.....	21	16-5	.762
Drew Pearson.....	19	11-8	.579
Lance Rentzel.....	12	10-2	.833
Jason Witten.....	12	8-4	.667
Frank Clarke.....	12	4-6-2	.417
Terrell Owens.....	11	9-2	.818
Miles Austin.....	11	5-6	.455
Terry Glenn.....	9	5-4	.556
Joey Galloway.....	6	4-2	.667
Alvin Harper.....	6	4-2	.667
Raghib Ismail.....	5	4-1	.800
Bill Howton.....	5	1-4	.200
Doug Cosbie.....	4	2-2	.500
Mike Renfro.....	4	2-2	.500
Jay Novacek.....	4	1-3	.250
Patrick Crayton.....	3	3-0	1.000
Keyshawn Johnson.....	3	2-1	.667
Ray Alexander.....	3	1-2	.333
James McKnight.....	3	1-2	.333
Herschel Walker.....	3	1-2	.333
Doug Donley.....	2	2-0	1.000
Billy Joe DuPree.....	2	2-0	1.000
Preston Pearson.....	2	2-0	1.000
Dan Reeves.....	2	2-0	1.000
Ron Sellers.....	2	2-0	1.000
Mike Sherrard.....	2	2-0	1.000
Emmitt Smith.....	2	2-0	1.000
Kelvin Edwards.....	1	1-1	.500
Lee Folkins.....	1	1-1	.500
Jason Tucker.....	1	1-1	.500
Roy Williams.....	1	1-1	.500
Antonio Bryant.....	0	0-2	.000
Jim Doran.....	0	0-2	.000
Dez Bryant.....	1	1-0	1.000
Cornell Burbage.....	1	1-0	1.000
Buddy Dial.....	1	1-0	1.000
Tony Dorsett.....	1	1-0	1.000
Ernie Mills.....	1	1-0	1.000
Ron Springs.....	1	1-0	1.000
Kevin Williams.....	1	1-0	1.000
Tommy McDonald.....	1	0-0-1	.500
Marion Barber.....	1	0-1	.000
James Dixon.....	1	0-1	.000
Butch Johnson.....	1	0-1	.000
Karl Powe.....	1	0-1	.000
Total.....	267	172-92-3	.650

PASSING

- 460 - Don Meredith @ San Francisco, Nov. 10, 1963 (30 of 48)
- 455 - Troy Aikman vs. Minnesota, Nov. 26, 1998 (34 of 57)
- 406 - Don Meredith @ Washington, Nov. 13, 1966 (21 of 29)
- 406 - Tony Romo vs. Tennessee, Oct. 10, 2010 (31 of 46)
- 394 - Don Meredith vs. Philadelphia, Oct. 9, 1966 (19 of 26)
- 392 - Tony Romo @ N.Y. Giants, Dec. 6, 2009 (41 of 55)
- 389 - Gary Hogeboom @ San Francisco, Dec. 22, 1985 (28 of 49)
- 379 - Troy Aikman @ Phoenix, Nov. 12, 1989 (21 of 40)**
- 379 - Jon Kitna vs. Jacksonville, Oct. 31, 2010 (34 of 49)
- 377 - Danny White vs. Tampa Bay, Oct. 9, 1983 (29 of 44)
- 374 - Tony Romo vs. Chicago, Sept. 19, 2010 (34 of 51)
- 363 - Troy Aikman @ Miami, Oct. 27, 1996 (33 of 41)
- 363 - Drew Bledsoe @ San Francisco, Sept. 25, 2005 (24 of 38)
- 362 - Danny White vs. Atlanta, Oct. 27, 1985 (27 of 47)
- 362 - Troy Aikman @ Washington, Sept. 12, 1999 (28 of 49)
- 359 - Danny White @ Washington, Dec. 13, 1987 (27 of 49)
- 358 - Don Meredith vs. N.Y. Giants, Sept. 18, 1966 (14 of 24)
- 356 - Troy Aikman vs. Tennessee, Nov. 27, 1997 (27 of 42)
- 355 - Vinny Testaverde @ Minnesota, Sept. 12, 2004 (29 of 50)
- 354 - Danny White vs. Miami, Oct. 25, 1981 (22 of 32)

300-YARD PASSING GAMES - CAREER

	300-Yard Games	Team Record	Pct
Tony Romo.....	26	20-6	.769
Troy Aikman.....	13	7-6	.538
Danny White.....	10	5-5	.500
Don Meredith.....	7	6-1	.857
Roger Staubach.....	5	3-2	.600
Jon Kitna.....	2	2-0	.500
Steve Pelluer.....	4	2-2	.500
Drew Bledsoe.....	3	3-0	1.000
Gary Hogeboom.....	3	2-1	.667
Vinny Testaverde.....	3	1-2	.333
Quincy Carter.....	1	1-0	1.000
Jason Garrett.....	1	1-0	1.000
Chad Hutchinson.....	1	1-0	1.000
Craig Morton.....	1	1-0	1.000
Eddie LeBaron.....	1	0-1	.000
Total.....	83	55-28	.663

Bold denotes rookie

THE LAST TIME...

-- OFFENSE --

400 YARDS TOTAL OFFENSE

By Cowboys - 434, vs. Was, 12/19/10
Playoffs - 426, vs. Phi, 1/9/10
By Opponents - 429, vs. Phi, 12/12/10
Playoffs - 415, at SF, 1/17/93

500 YARDS TOTAL OFFENSE

By Cowboys - 511, vs. Ten, 10/10/10
Playoffs - 528, vs. LARams, 12/28/80
By Opponents - 536, vs. NO, 12/10/06
Playoffs - Has never happened

-- PASSING --

300 YARDS PASSING BY A PLAYER

By Cowboys - Jon Kitna, 305, vs. Was, 12/19/10
Playoffs - Troy Aikman, 380, @ SF, 1/15/95
By Opponents - Rex Grossman, 322, vs. Was, 12/19/10
Playoffs - Brett Favre, 307, GB, 1/14/96

400 YARDS PASSING BY A PLAYER

By Cowboys - Tony Romo, 406, vs. Ten, 10/10/10
Playoffs - Has never happened
By Opponents - Matt Hasselbeck, 414, @ Sea, 12/6/04
Playoffs - Has never happened

PASS PLAY OF 60-OR-MORE YARDS - All TDs

By Cowboys - Jon Kitna-to-Felix Jones, 71 yards, @ NYG, 11/14/10
Playoffs - Troy Aikman-to-Alvin Harper, 94 yards, vs. GB, 1/8/95
By Opponents - John Skelton-to-Andre Roberts, 74 yards, @ Ari, 12/25/10
Playoffs - Michael Vick-to-Jeremy Maclin, 76 yards, vs. Phi, 1/9/10

PASS PLAY OF 80-OR-MORE YARDS - All TDs

By Cowboys - Tony Romo-to-Patrick Crayton, 80 yards, @ TB, 9/13/09
Playoffs - Troy Aikman-to-Alvin Harper, 94 yards, vs. GB, 1/8/95
By Opponents - Michael Vick-to-DeSean Jackson 91 yards, vs. Phi, 12/12/10
Playoffs - Michael Vick-to-Jeremy Maclin, 76 yards, vs. Phi, 1/9/10

40-OR-MORE PASS ATTEMPTS BY A PLAYER

By Cowboys - Jon Kitna, 42, vs. NO, 11/25/10
Playoffs - Troy Aikman, 49, vs. Ari, 1/2/99
By Opponents - Rex Grossman, 43, vs. Was, 12/19/10
Playoffs - Neil O'Donnell, 49, vs. Pit, 1/28/96

50-OR-MORE PASS ATTEMPTS BY A PLAYER

By Cowboys - Tony Romo, 51, vs. Chi, 9/19/10
Playoffs - Troy Aikman, 53, @ SF, 1/15/95
By Opponents - Jason Campbell, 54, @ Was, 11/18/07
Playoffs - Jim Kelly, 50, vs. Buf, 1/30/94, SB XXVIII

25-OR-MORE PASS COMPLETIONS BY A PLAYER

By Cowboys - Jon Kitna, 25, vs. Was, 12/19/10
Playoffs - Troy Aikman, 30, @ SF, 1/15/95
By Opponents - Rex Grossman, 25, vs. Was, 12/19/10
Playoffs - Neil O'Donnell, 28, vs. Pit, 1/28/96, SB XXX

30-OR-MORE PASS COMPLETIONS BY A PLAYER

By Cowboys - Jon Kitna, 30, vs. NO, 11/25/10
Playoffs - Troy Aikman, 30, @ SF, 1/15/95
By Opponents - Peyton Manning, 36, @ Ind, 12/5/10
Playoffs - Jim Kelly, 31, vs. Buf, 1/30/94, SB XXVIII

4 TOUCHDOWN PASSES BY A PLAYER

By Cowboys - Tony Romo, vs. GB, 11/29/07
Playoffs - Troy Aikman, vs. Buf, 1/31/93, SB XXVII
By Opponents - Rex Grossman, vs. Was, 12/19/10
Playoffs - Brett Favre, @ Min, 1/17/10

-- RUSHING --

200-OR-MORE NET YARDS RUSHING

By Cowboys - 217, @ Ind, 12/5/10
Playoffs - 255, vs. Min, 12/28/96
By Opponents - 200, vs. NYG, 10/25/10
Playoffs - 269, LARams, 1/4/86

300-OR-MORE NET YARDS RUSHING

By Cowboys - 354, @ Bal, 12/6/81
Playoffs - 338, vs. LARams, 12/28/80
By Opponents - 306, vs. Phi, 9/3/00
Playoffs - Has never happened

100 YARDS RUSHING BY A PLAYER

By Cowboys - Tashard Choice, 100, @ Ind, 12/5/10
Playoffs - Felix Jones, 148, vs. Phi, 1/9/10
By Opponents - LeSean McCoy, 149, vs. Phi, 12/12/10
Playoffs - Stephen Davis, 104, @ Car, 1/3/04

200 YARDS RUSHING BY A PLAYER

By Cowboys - Emmitt Smith, 237, @ Phi, 10/31/93
Playoffs - Has never happened
By Opponents - Warrick Dunn, 210, @ TB, 12/3/00
Playoffs - Eric Dickerson, 248, @ LARams, 1/4/86

TWO 100-YARD RUSHERS

By Cowboys - Emmitt Smith, 122, Chris Warren, 104, @ Was, 10/4/98
Playoffs - Has never happened
By Opponents - LeRon McClain, 139, Willis McGahee, 108, vs. Bal, 12/20/08
Playoffs - Has never happened

3 TOUCHDOWNS RUSHING BY A PLAYER

By Cowboys - Julius Jones (8, 10, 17), @ Sea, 12/6/04
Playoffs - Emmitt Smith (1, 5, 16), vs. GB, 1/14/96
By Opponents - Steven Jackson (8, 1, 56), @ STL, 10/19/08
Playoffs - Larry Schreiber (1, 1, 1), @ SF, 12/23/72

3 DIFFERENT PLAYERS WITH A RUSHING TOUCH-DOWN

By Cowboys - Miles Austin, Marion Barber, Tashard Choice, vs. NO, 11/25/10
Playoffs - Tony Dorsett, James Jones, Timmy Newsome, Ron Springs, vs. TB, 1/2/82
By Opponents - Donovan McNabb, Brian Mitchell, Duce Staley, vs. Phi, 9/3/00
Playoffs - Has never happened

-- RECEIVING --

10-OR-MORE RECEPTIONS BY A PLAYER

By Cowboys - Jason Witten, 10, vs. Was, 12/19/10
Playoffs - Jason Witten, 10, @ Min, 1/17/10
By Opponents - Reggie Wayne, 14, @ Ind, 12/5/10
Playoffs - Andre Hastings, 10, vs. Pit, 1/28/96, SB XXX

100 YARDS RECEIVING BY A PLAYER

By Cowboys - Miles Austin, 115, @ Ari, 12/25/10
Playoffs - Raghbi Ismail, 163, @ Min, 1/9/00
By Opponents - Andre Roberts, 110, @ Ari, 12/25/10
Playoffs - Sidney Rice, 141, @ Min, 1/17/10

150 YARDS RECEIVING BY A PLAYER

By Cowboys - Miles Austin, 166, vs. Ten, 10/10/10
Playoffs - Raghbi Ismail, 163, @ Min, 1/9/00
By Opponents - DeSean Jackson, 210, vs. Phi, 12/12/10
Playoffs - Andre Reed, 152, vs. Buf, 1/31/93, SB XXVII

TWO 100-YARD RECEIVERS

By Cowboys - Jason Witten, 156, Miles Austin, 104, @ NYG, 12/6/09
Playoffs - Michael Irvin, 111, Alvin Harper, 108, Jay Novacek, 104, vs. GB, 1/8/95
By Opponents - Hakeem Nicks, 108, Steve Smith, 101, vs. NYG, 10/25/10
Playoffs - Steve Smith, 135, Muhsin Muhammad 103, @ Car, 1/3/04

3 TOUCHDOWN CATCHES BY A PLAYER

By Cowboys - Terrell Owens (4, 31, 46, 52), vs. Was, 11/18/07
Playoffs - Preston Pearson (18, 15, 19), @ LARams, 1/14/76
By Opponents - Plaxico Burress, (60, 4, 10), vs. NYG, 9/9/07
Playoffs - Sidney Rice, (47, 16, 45), @ Min, 1/17/10

100-YARD RUSHER AND 100-YARD RECEIVER IN A GAME

By Cowboys - Felix Jones, 109, Miles Austin, 166, vs. Ten, 10/10/10
 Playoffs - Emmitt Smith, 116, Michael Irvin, 103, vs. Min, 12/28/96
 By Opponents - LeSean McCoy, 149, DeSean Jackson, 210, vs. Phi, 12/12/10
 Playoffs - Stephen Davis, 104, Steve Smith, 135, M. Muhammad, 103, @ Car, 1/30/4

100-YARD RUSHER, 100-YARD RECEIVER, 300-YARD PASSER

By Cowboys - Felix Jones, 109, Miles Austin, 166, Tony Romo, 406, vs. Ten, 10/10/10
 Playoffs - Emmitt Smith, 114, Alvin Harper, 117, Troy Aikman, 322, @ SF, 1/17/93
 By Opponents - Ahmad Bradshaw, 126, Hakeem Nicks, 108, Steve Smith, 101, Eli Manning, 306, vs. NYG, 10/25/10
 Playoffs - Has never happened

-- TOUCHDOWNS --**3 TOUCHDOWNS BY A PLAYER**

By Cowboys - Dez Bryant (2 rec., 1 punt ret.), vs. NYG, 10/25/10
 Playoffs - Emmitt Smith (3 rush.), vs. GB, 1/14/96
 By Opponents - Steven Jackson (3 rush.), @ StL, 10/19/08
 Playoffs - Sidney Rice (3 rec.), @ Min, 1/17/10

4 TOUCHDOWNS BY A PLAYER

By Cowboys - Terrell Owens (4 rec.), vs. Was, 11/18/07
 Playoffs - Has never happened
 By Opponents - Sterling Sharpe (4 rec.), vs. GB, 11/24/94
 Playoffs - Has never happened

ONE RUSHING AND ONE RECEIVING TOUCHDOWN BY A PLAYER

By Cowboys - Marion Barber (1 rush, 1 rec.), vs. Phi, 9/15/08
 Playoffs - Emmitt Smith (1 rush, 1 rec.), vs. SF, 1/23/94
 By Opponents - Brandon Jackson (1 rush, 1 rec.) @ GB, 11/7/10
 Playoffs - James Lofton (1 rush, 1 rec.) @ GB, 1/16/83

ONE RUSH, ONE REC. AND ONE PASS TOUCHDOWN BY A PLAYER

By Cowboys - Dan Reeves (1 rush, 1 rec., 1 pass), vs. Phi, 12/10/67
 Playoffs - Has never happened
 By Opponents - Has never happened
 Playoffs - Has never happened

-- TURNOVERS --**2 INTERCEPTIONS BY A PLAYER**

By Cowboys - Terence Newman, @ Phi, 1/2/11
 Playoffs - Larry Brown, vs. Pit, 1/28/96
 By Opponents - Derek Cox, vs. Jac, 10/31/10
 Playoffs - Aeneas Williams, vs. Ari, 1/2/99

3 INTERCEPTIONS BY A PLAYER

By Cowboys - Terence Newman, @ Was, 12/14/03
 Playoffs - Dennis Thurman, vs. GB, 1/16/83
 By Opponents - Adrian Wilson, @ Ari, 10/20/02
 Playoffs - Has never happened

NO TURNOVERS

By Cowboys - Dal 38, Ind 35 (OT), 12/5/10
 Playoffs - Dal 27, Pit 17, 1/28/96, SB XXX
 By Opponents - Dal 7, @ GB 45, 11/7/10
 Playoffs - Dal 3, @ Min 34, 1/17/10

-- DEFENSE --**HELD OPPONENT UNDER 200 YARDS TOTAL OFFENSE**

By Cowboys - 188, @ Min, 10/17/10
 Playoffs - 178, vs. Phi, 1/10/93
 By Opponents - 183, @ NYG, 11/2/08
 Playoffs - 153, vs. Min, 12/30/73

HELD OPPONENT UNDER 300 YARDS TOTAL OFFENSE

By Cowboys - 244, @ Phi, 1/2/11
 Playoffs - 230, vs. NYG, 1/13/08
 By Opponents - 272, @ Phi, 12/1/11
 Playoffs - 248, @ Min, 1/17/10

-- PASSING DEFENSE --**HELD OPPONENT UNDER 100 YARDS PASSING**

By Cowboys - 93, @ Min, 10/17/10
 Playoffs - 47, @ LARams, 1/4/86
 By Opponents - 75, @ Phi, 12/7/03
 Playoffs - 63, vs. Min, 12/30/73

HELD OPPONENT UNDER 150 YARDS PASSING

By Cowboys - 93, @ Min, 10/17/10
 Playoffs - 140, vs. NYG, 1/13/08
 By Opponents - 127, @ Phi, 12/7/10
 Playoffs - 132, @ Car, 1/30/04

-- RUSHING DEFENSE --**HELD OPPONENT UNDER 50 YARDS RUSHING**

By Cowboys - 40, @ Ind, 12/5/10
 Playoffs - 48, vs. GB, 1/14/96
 By Opponents - 39, @ GB, 11/7/10
 Playoffs - Has never happened

HELD OPPONENT UNDER 100 YARDS RUSHING

By Cowboys - 40, @ Ind, 12/5/10
 Playoffs - 56, vs. Phi, 1/9/10
 By Opponents - 93, @ An, 12/25/10
 Playoffs - 92, @ Min, 1/17/10

-- SACKS --**FIVE-OR-MORE SACKS**

By Cowboys - 6, @ Phi, 1/2/11
 Playoffs - 5, vs. Phi, 1/7/96
 By Opponents - 6, vs. Ten, 10/10/10
 Playoffs - 6, @ Min, 1/17/10

MULTIPLE SACK GAME BY A PLAYER

By Cowboys - DeMarcus Ware, 3.0, Anthony Spencer, 2.0, @ Phi, 1/2/11
 Playoffs - DeMarcus Ware, 2.0, vs. Ten, 10/10/10
 By Opponents - Lawrence Jackson, 1.5, vs. Det, 11/21/10
 Playoffs - Ray Edwards, 3.0, @ Min, 1/17/10

INTERCEPTION RETURNED FOR A TOUCHDOWN

By Cowboys - Orlando Scandrick, 40 yards, Sean Lee, 31 yards, @ Ind, 12/5/10
 Playoffs - George Teague, 29 yards, vs. Min, 12/28/96
 By Opponents - Dominique Rodgers-Cromartie, 32 yards, Greg Toler, 66 yards, @ An, 12/25/10
 Playoffs - Eric Davis, 44 yards, @ SF, 1/15/95

FUMBLE RETURNED FOR A TOUCHDOWN

By Cowboys - DeMarcus Ware, 17 yards, @ Phi, 1/2/11
 Playoffs - James Was, 46 yards, vs. Buf, 1/30/94, SB XXVIII
 By Opponents - Nick Collins, 26 yards, @ GB, 11/7/10
 Playoffs - Hugh Green, 60 yards, TB, 1/9/83

-- SPECIAL TEAMS --**PUNT RETURNED FOR A TOUCHDOWN**

By Cowboys - Bryan McCann, 97 yards, vs. Det, 11/21/10
 Playoffs - Golden Richards, 63 yards, vs. Min, 12/30/73
 By Opponents - Domenik Hixon, 79 yards, @ NYG, 12/6/09
 Playoffs - Has never happened

KICKOFF RETURNED FOR A TOUCHDOWN

By Cowboys - Felix Jones, 98 yards, vs. Phi, 9/15/08
 Playoffs - Miles Austin, 93 yards, @ Sea, 1/6/07
 By Opponents - Percy Harvin, 95 yards, @ Min, 10/17/10
 Playoffs - Vic Was, 97 yards, @ SF, 12/23/72

PUNT BLOCKED

By Cowboys - Carlos Polk, vs. SF, 11/23/08
 Playoffs - Darrick Brownlow, @ Chi, 12/29/91
 By Opponents - Taj Smith, @ Ind, 12/5/10
 Playoffs - Bernardo Harris, vs. GB, 1/14/96

PUNT BLOCKED FOR A TOUCHDOWN

By Cowboys - Ken Norton, @ NYG, (Robert Williams 3 yards), 9/13/92
 Playoffs - Has never happened
 By Opponents - Taj Smith, @ Ind, (Taj Smith 2 yards), 12/5/10
 Playoffs - Has never happened

PUNT BLOCKED FOR A SAFETY

- By Cowboys - Carlos Polk punt blocked out of the end zone, vs. SF, 11/23/08
Playoffs - Has never happened
By Opponents - Ron McGovern, @ KC, 10/22/89
Playoffs - Reggie Harrison, vs. Pit, 1/18/76, SB X

FIELD GOAL BLOCKED

- By Cowboys - Jay Ratliff, @ GB, 11/7/10
Playoffs - Aaron Mitchell, @ Phi, 1/11/81
By Opponents - Israel Idonije, @ Chi, 9/23/07
Playoffs - Frank Nunley, @ SF, 1/2/72

BLOCKED FIELD GOAL RETURNED FOR A TOUCH-DOWN

- By Cowboys - Patrick Watkins, vs. Min, 68 yards, (blocked by Chris Cantly), 10/21/07
Playoffs - Has never happened
By Opponents - William White, @ Det, 55 yards, (blocked by Marc Spindler), 10/27/91
Playoffs - Has never happened

PAT KICK MISSED

- By Cowboys - David Buehler, @ Ari, 12/25/10
Playoffs - Lin Elliott, @ SF, 1/17/93
By Opponents - David Akers, @ Phi, 9/30/01
Playoffs - Jan Stenerud, vs. GB, 1/16/83

PAT KICK BLOCKED

- By Cowboys - Greg Ellis, @ Phi, 12/19/04
Playoffs - Rod Hill, vs. GB, 1/16/83
By Opponents - Barry Cofield, @ NYG, 11/14/10
Playoffs - Carl Eller, vs. Min, 1/1/78

-- SCORING --**SAFETY SCORED**

- By Cowboys - Carlos Polk punt blocked out of the end zone, vs. SF, 11/23/08
Playoffs - Ball snapped over Rohn Stark's head out of end zone, @ Car, 1/5/97
By Opponents - Holding (Leonard Davis) in end zone, vs. Det, 11/21/10
Playoffs - Reggie Harrison punt blocked out of end zone, vs. Pit 1/18/76, SB X

TWO POINT ATTEMPT MADE

- By Cowboys - Roy Williams pass from Jon Kitna, @ Ind, 12/5/10
Playoffs - Has never happened
By Opponents - Mike Sellers pass from Rex Grossman, vs. Was, 12/19/10
Playoffs - Kris Carter pass from Brad Johnson, vs. Min, 12/28/96

TWO POINT ATTEMPT FAILED

- By Cowboys - Tony Romo pass incomplete, vs. NYG, 12/14/08
Playoffs - Troy Aikman pass incomplete, @ Car, 1/5/97
By Opponents - Shaun Hill pass incomplete, Carlos Polk punt blocked out of the end zone, vs. SF, 11/23/08
Playoffs - Brett Favre pass incomplete, vs. GB, 1/8/95

50 POINTS SCORED

- By Cowboys - Dal 51, vs. Sea, 7, 11/27/80
Playoffs - Dal 52, Buf 17, 1/30/92, SB XXVII
By Opponents - @ Cincinnati 50, Dal 24, 12/8/85
Playoffs - Has never happened

40 POINTS SCORED

- By Cowboys - Dal 41, vs. Phi 37, 9/15/08
Playoffs - Dal 40, vs. Min 15, 12/28/96
By Opponents - @ GB 45, Dal, 7, 11/7/10
Playoffs - Has never happened

WON BY 20-OR-MORE POINTS

- By Cowboys - @ Dal 24, Phi 0, 1/3/10
Playoffs - @ Dal 34, Phi 14, 1/9/10
By Opponents - Dal 7, @ GB 45, 11/7/10
Playoffs - Dal 3, @ Min 34, 1/17/10

SCORED 20-OR-MORE POINTS IN A QUARTER

- By Cowboys - 22 points, 2nd quarter, vs. SF, 11/23/08
Playoffs - 27 points, 2nd quarter, vs. Phi, 1/9/10
By Opponents - 21 points, 4th quarter, @ Ind, 12/5/10
Playoffs - 21 points, 1st quarter, @ SF, 1/15/95

SCORED 20-OR-MORE POINTS IN A HALF

- By Cowboys - 21 points, 2nd half, @ Ind (OT), 12/5/10
Playoffs - 27 points, 1st half, vs. Phi, 1/9/10
By Opponents - 21 points, 1st half, @ Ari, 12/25/10
Playoffs - 31 points, 1st half, @ SF, 1/15/95

TOUCHDOWN DRIVE OF 10-OR-MORE PLAYS

- By Cowboys - 13 plays, @ Ari, 12/25/10
Playoffs - 10 plays, vs. Phi, 1/9/10
By Opponents - 15, 10, 10 plays, @ Ind, 12/5/10
Playoffs - 10 plays, @ Min, 1/17/10

TOUCHDOWN DRIVE OF 80-OR-MORE YARDS

- By Cowboys - 81 yards, @ Ari, 12/25/10
Playoffs - 89 yards, vs. Phi, 1/9/10
By Opponents - 80 yards, @ Ari, 12/25/10
Playoffs - 80, 86 yards, @ Min, 1/17/10

TOUCHDOWN DRIVE OF FIVE-OR-MORE MINUTES

- By Cowboys - 6:46, @ Ari, 12/25/10
Playoffs - 10:28, vs. NYG, 1/13/08
By Opponents - 8:15, @ Ind, 12/5/10
Playoffs - 6:45, @ Sea, 1/6/07

TOUCHDOWNS SCORED BY OFFENSE AND DEFENSE

- By Cowboys - 1 offense, 1 defense, @ Phi, 1/2/11
Playoffs - 3 offense, 1 defense, @ Min, 12/28/96
By Opponents - 1 offense, 2 defense, @ Ari, 12/25/10
Playoffs - 4 offense, 1 defense, @ SF, 1/15/95

TOUCHDOWNS SCORED BY OFFENSE, DEFENSE AND SPECIAL TEAMS

- By Cowboys - 3 offense, 1 defense, 1 special teams, @ NYG, 9/21/98
Playoffs - Has never happened
By Opponents - 1 offense, 1 defense, 1 special teams, @ Atl, 12/30/90
Playoffs - Has never happened

HELD OPPONENT WITHOUT A TOUCHDOWN

- By Cowboys - Dal 24, vs. Phi 0, 1/3/10
Playoffs - Dal 38, vs. TB 0, 1/2/82
By Opponents - Dal 6, @ Phi 44, 12/28/08
Playoffs - Dal 3, @ Min 34, 1/17/10

SHUTOUT AN OPPONENT

- By Cowboys - Dal 24, vs. Phi 0, 1/3/10
Playoffs - Dal 38, vs. TB 0, 1/2/82
By Opponents - Dal 0, @ NE 12, 11/16/03
Playoffs - @ LARams 20, Dal 0, 1/4/86

WON IN OVERTIME

- By Cowboys - Dal 38, @ Ind 35, 12/5/10
Playoffs - Has never happened
By Opponents - Dal 24 @ Ari 30, 10/12/08
Playoffs - Has never happened

GAMEDAY



PLAYOFF RECORDS



Dallas Cowboys Playoff History

Date	Game	Opponent	Result	Site
1966 Season (0-1)				
Jan. 1, 1967	Championship Game	Green Bay	L 27-34	Cotton Bowl
1967 Season (1-1)				
Dec. 24	Eastern Championship Game	Cleveland	W 52-14	Cotton Bowl
Dec. 31	Championship Game	Green Bay	L 17-21	Lambeau Field
1968 Season (0-1)				
Dec. 21	Eastern Championship Game	Cleveland	L 20-31	Cleveland Stadium
1969 Season (0-1)				
Dec. 28	Eastern Championship Game	Cleveland	L 14-38	Cotton Bowl
1970 Season (2-1)				
Dec. 26	NFC Divisional Playoff	Detroit	W 5-0	Cotton Bowl
Jan. 3, 1971	NFC Championship Game	San Francisco	W 17-10	Kezar Stadium
Jan. 17, 1971	Super Bowl V	Baltimore	L 13-16	Orange Bowl
1971 Season (3-0)				
Dec. 25	NFC Divisional Playoff	Minnesota	W 20-12	Metropolitan Stadium
Jan. 2, 1972	NFC Championship Game	San Francisco	W 14-3	Texas Stadium
Jan. 16, 1972	Super Bowl VI	Miami	W 24-3	Tulane Stadium
1972 Season (1-1)				
Dec. 23	NFC Divisional Playoff	San Francisco	W 30-28	Candlestick Park
Dec. 31	NFC Championship Game	Washington	L 3-26	RFK Stadium
1973 Season (1-1)				
Dec. 23	NFC Divisional Playoff	Los Angeles	W 27-16	Texas Stadium
Dec. 30	NFC Championship Game	Minnesota	L 10-27	Texas Stadium
1975 Season (2-1)				
Dec. 28	NFC Divisional Playoff	Minnesota	W 17-14	Metropolitan Stadium
Jan. 4, 1976	NFC Championship Game	Los Angeles	W 37-7	Memorial Coliseum
Jan. 18, 1976	Super Bowl X	Pittsburgh	L 17-21	Orange Bowl
1976 Season (0-1)				
Dec. 19	NFC Divisional Playoff	Los Angeles	L 12-14	Texas Stadium
1977 Season (3-0)				
Dec. 26	NFC Divisional Playoff	Chicago	W 37-7	Texas Stadium
Jan. 1, 1978	NFC Championship Game	Minnesota	W 23-6	Texas Stadium
Jan. 15, 1978	Super Bowl XII	Denver	W 27-10	Louisiana Superdome
1978 Season (2-1)				
Dec. 30	NFC Divisional Playoff	Atlanta	W 27-20	Texas Stadium
Jan. 7, 1979	NFC Championship Game	Los Angeles	W 28-0	Memorial Coliseum
Jan. 21, 1979	Super Bowl XIII	Pittsburgh	L 31-35	Orange Bowl
1979 Season (0-1)				
Dec. 30	NFC Divisional Playoff	Los Angeles	L 19-21	Texas Stadium
1980 Season (2-1)				
Dec. 28	NFC Wild Card Game	Los Angeles	W 34-13	Texas Stadium
Jan. 4, 1981	NFC Divisional Playoff	Atlanta	W 30-27	Fulton County Stad.
Jan. 11, 1981	NFC Championship Game	Philadelphia	L 7-20	Veterans Stadium
1981 Season (1-1)				
Jan. 2, 1982	NFC Divisional Playoff	Tampa Bay	W 38-0	Texas Stadium
Jan. 10, 1982	NFC Championship Game	San Francisco	L 27-28	Candlestick Park
1982 Season (2-1)				
Jan. 9, 1983	NFC Wild Card Game	Tampa Bay	W 30-17	Texas Stadium
Jan. 16, 1983	NFC Divisional Playoff	Green Bay	W 37-26	Texas Stadium
Jan. 22, 1983	NFC Championship Game	Washington	L 17-31	RFK Stadium
1983 Season (0-1)				
Dec. 26	NFC Wild Card Game	Los Angeles	L 17-24	Texas Stadium

Date	Game	Opponent	Result	Site
1985 Season (0-1)				
Jan. 4, 1986	NFC Divisional Playoff	Los Angeles	L 0-20	Anaheim Stadium
1991 Season (1-1)				
Dec. 29	NFC Wild Card Game	Chicago	W 17-13	Soldier Field
Jan. 5, 1992	NFC Divisional Playoff	Detroit	L 6-38	Pontiac Silverdome
1992 Season (3-0)				
Jan. 10, 1993	NFC Divisional Playoff	Philadelphia	W 34-10	Texas Stadium
Jan. 17, 1993	NFC Championship Game	San Francisco	W 30-20	Candlestick Park
Jan. 31, 1993	Super Bowl XXVII	Buffalo	W 52-17	Rose Bowl
1993 Season (3-0)				
Jan. 16, 1994	NFC Divisional Playoff	Green Bay	W 27-17	Texas Stadium
Jan. 23, 1994	NFC Championship Game	San Francisco	W 38-21	Texas Stadium
Jan. 30, 1994	Super Bowl XXVIII	Buffalo	W 30-13	Georgia Dome
1994 Season (1-1)				
Jan. 8, 1995	NFC Divisional Playoff	Green Bay	W 35-9	Texas Stadium
Jan. 15, 1995	NFC Championship Game	San Francisco	L 28-38	Candlestick Park
1995 Season (3-0)				
Jan. 7, 1996	NFC Divisional Playoff	Philadelphia	W 30-11	Texas Stadium
Jan. 14, 1996	NFC Championship Game	Green Bay	W 38-27	Texas Stadium
Jan. 28, 1996	Super Bowl XXX	Pittsburgh	W 27-17	Sun Devil Stadium
1996 Season (1-1)				
Dec. 28	NFC Wild Card Game	Minnesota	W 40-15	Texas Stadium
Jan. 5, 1997	NFC Divisional Playoff	Carolina	L 17-26	Ericsson Stadium
1998 Season (0-1)				
Jan. 2, 1999	NFC Wild Card Game	Arizona	L 7-20	Texas Stadium
1999 Season (0-1)				
Jan. 9, 2000	NFC Wild Card Game	Minnesota	L 10-27	Metrodome
2003 Season (0-1)				
Jan. 3, 2004	NFC Wild Card Game	Carolina	L 10-29	Ericsson Stadium
2006 Season (0-1)				
Jan. 6, 2007	NFC Wild Card Game	Seattle	L 20-21	Qwest Field
2007 Season (0-1)				
Jan. 13, 2008	NFC Divisional Playoff	N.Y. Giants	L 17-21	Texas Stadium
2009 Season (1-1)				
Jan. 9, 2010	NFC Wild Card Game	Philadelphia	W 34-14	Cowboys Stadium
Jan. 17, 2010	NFC Divisional Playoff	Minnesota	L 3-34	Metrodome

NFL Playoff Record: 33-25

Home: 19-8	Wild Card Game: 5-5	Championship Game: 8-9
Away: 9-14	Divisional Game: 15-8	Super Bowl: 5-3
Neutral: 5-3		

Dallas Cowboys Playoff Record vs.

Arizona0-1	Denver1-0	Philadelphia3-1
Atlanta2-0	Detroit1-1	Pittsburgh1-2
Baltimore0-1	Green Bay4-2	San Francisco5-2
Buffalo2-0	Los Angeles Rams4-4	Seattle0-1
Carolina0-2	Miami1-0	Tampa Bay2-0
Chicago2-0	Minnesota4-3	Washington0-2
Cleveland1-2	N.Y. Giants0-1	

Cowboys Career Playoff Leaders

RUSHING (yards)

Player	G	Att	Yds	Avg	Long	TD
1. Smith, Emmitt (1990-02).....	17	349	1,586	4.5	65	19
2. Dorsett, Tony (1977-87).....	17	302	1,383	4.6	53	9
3. Newhouse, Robert (1972-83).....	23	174	651	3.7	19	3
4. Thomas, Duane (1970-71).....	6	130	520	4.0	23	4
5. Garrison, Walt (1966-74).....	15	126	493	4.0	19	0
6. Staubach, Roger (1969-79).....	20	76	432	5.7	29	0
7. Hill, Calvin (1969-74).....	8	90	335	3.8	48	2
8. Perkins, Don (1961-68).....	4	66	284	4.0	24	3
9. Jones, Felix (2008-09).....	2	30	217	7.2	73t	1
10. Springs, Ron (1979-84).....	9	42	201	4.8	32	2
11. Barber, Marion (2005-07).....	4	41	151	3.7	36	1

RECEIVING (yards)

Player	G	No.	Yds.	Avg.	Long	TD
1. Irvin, Michael (1988-99).....	16	87	1,315	15.1	53	8
2. Pearson, Drew (1973-83).....	22	67	1,105	16.5	83t	8
3. Novacek, Jay (1990-96).....	13	62	645	10.4	25	6
4. Hill, Tony (1977-86).....	17	46	618	13.4	49	4
5. Harper, Alvin (1991-94,1999).....	8	21	533	25.4	94t	3
6. Pearson, Preston (1975-80).....	13	43	504	11.7	34	3
7. DuPree, Billy Joe (1973-83).....	22	38	438	11.5	28	4
8. Dorsett, Tony (1977-87).....	17	46	403	8.8	32	1
9. Hayes, Bob (1965-74).....	15	27	425	15.7	86t	3
10. Johnson, Butch (1976-83).....	12	25	394	15.8	45t	4

RUSHING-RECEIVING (yards)

Player	G	Rushing	Receiving	Total
1. Smith, Emmitt (1990-02).....	17	1,586	342	1,928
2. Dorsett, Tony (1977-87).....	17	1,383	403	1,786
3. Irvin, Michael (1988-99).....	16	0	1,315	1,315
4. Pearson, Drew (1973-83).....	22	16	1,105	1,121
5. Newhouse, Robert (1972-83).....	23	651	69	720
6. Garrison, Walt (1966-74).....	15	493	155	648
7. Novacek, Jay (1990-96).....	13	0	645	645
8. Pearson, Preston (1975-80).....	13	135	504	639
9. Hill, Tony (1977-86).....	17	-6	618	612
10. Thomas, Duane (1970-71).....	6	520	72	592

PASSING (Min. 150 Attempts)

Player	G	Att	Comp	Pct	Yds	TD	Int	Rating
1. Aikman, Troy (1989-00).....	16	502	320	63.7	3,849	23	17	88.3
2. Staubach, Roger (1969-79).....	20	410	223	54.4	2,791	24	19	76.0
3. White, Danny (1976-88).....	18	360	206	57.2	2,284	15	16	71.6

SCORING

Player	G	TD	PAT	2PT	FG	Total
1. Smith, Emmitt (1990-02).....	17	21	-	-	-	126
2. Septien, Rafael (1978-86).....	13	-	40	-	18	94
3. Boniol, Chris (1994-96).....	7	-	24	-	13	63
4. Dorsett, Tony (1977-87).....	17	10	-	-	-	60
5. Fritsch, Toni (1971-73, 1975).....	7	-	15	-	12	51
6. Pearson, Drew (1973-83).....	22	8	-	-	-	48
Invin, Michael (1988-99).....	13	8	-	-	-	48
8. Clark, Mike (1968-71, 73).....	8	-	14	-	9	41
9. Novacek, Jay (1990-96).....	13	6	-	-	-	36
10. Murray, Eddie (1993, 1999).....	4	-	12	-	7	33

FIELD GOALS (Min. 10 Made)

Player	G	Att	Made	Pct	Long
1. Boniol, Chris (1994-96).....	7	15	13	86.7	51
2. Septien, Rafael (1978-86).....	15	21	18	85.7	50
Fritsch, Toni (1971-73, 1975).....	7	14	12	85.7	45

PUNTING (Min. 25 Punts)

Player	G	No	Avg	Long	Blk
1. Saxon, Mike (1985-92).....	6	26	43.5	57	1
2. Jett, John (1993-96).....	10	33	42.9	59	1
3. Widby, Ron (1968-71).....	8	51	40.1	65	0
4. White, Danny (1976-88).....	17	84	36.6	53	0

PUNT RETURNS (Min. 10)

Player	G	No	Yds	Avg	Long	TD
1. Hayes, Bob (1965-74).....	15	12	151	12.6	68	0
2. Johnson, Butch (1976-83).....	17	19	208	11.0	44	0
3. Jones, James (1980-82, 1984-85).....	5	16	147	9.2	43	0

KICKOFF RETURNS (Min. 10)

Player	G	No	Yds	Avg	Long	TD
1. Harris, Cliff (1970-79).....	21	11	243	22.1	34	0
2. Williams, Kevin (1993-96).....	10	23	505	22.0	50	0
3. Martin, Kelvin (1987-92, 1996).....	5	11	237	21.5	39	0
4. Jones, James (1980-82, 1984-85).....	6	13	267	20.5	33	0
5. Fellows, Ron (1981-86).....	6	11	191	17.4	33	0
6. Johnson, Butch (1976-83).....	17	12	207	17.3	26	0

INTERCEPTIONS

Player	G	No	Yds	Avg	Long	TD
1. Waters, Charlie (1970-78, 1980-81).....	25	9	124	13.8	29	0
2. Thurman, Dennis (1978-85).....	13	7	126	18.0	39t	1
3. Harris, Cliff (1970-79).....	21	6	103	17.2	30	0
4. Brown, Larry (1991-95, 1998).....	14	5	105	21.0	44	0
5. Howley, Chuck (1961-73).....	11	4	89	22.3	41	0
Lewis, D.D. (1968, 1970-71).....	27	4	64	16.0	23	0
Jordan, Lee Roy (1963-76).....	19	4	34	8.5	41	0
Renfro, Mel (1964-77).....	21	4	32	8.0	19	0
9. Washington, James (1990-94).....	8	3	46	15.3	21	0
Everett, Thomas (1992-93).....	6	3	36	12.0	22	0
Woodson, Darren (1992-2003).....	14	3	24	8.0	19	0
Walls, Everson (1981-89).....	7	3	20	6.7	20	0
Hughes, Randy (1975-80).....	12	3	1	0.3	1	0
Barnes, Benny (1972-82).....	21	3	0	0.0	0	0

Cowboys Individual Playoff Records

Most Games, Career

27	D.D. Lewis, 1968, 1970-81
26	Larry Cole, 1968-80
25	Charlie Waters, 1970-78, 1980-81

POINTS

Career

126	Emmitt Smith, 1990-99 (21-td)
94	Rafael Septien, 1978-85 (40-pat, 18-fg)
63	Chris Boniol, 1994-96 (24-pat, 13-fg)

Game

18	Craig Baynham, vs. Cleveland, 12/24/67
18	Preston Pearson, @ L.A. Rams, 1/4/76
18	Emmitt Smith, vs. Green Bay, 1/14/96

Game, Opponent

18	Larry Schreiber, @ San Francisco, 12/23/72
18	Sidney Rice, @ Minnesota, 1/17/10
17	John Kasay, @ Carolina, 1/3/04
14	Curt Knight, @ Washington, 12/31/72
14	John Kasay, @ Carolina, 1/5/97

TOUCHDOWNS

Career

21	Emmitt Smith, 1990-99 (19-r, 2-p)
10	Tony Dorsett, 1977-85 (9-r, 1-p)
8	Drew Pearson, 1973-83 (8-p)
8	Michael Irvin, 1988-98 (8-p)

Game

3	Craig Baynham, vs. Cleveland, 12/24/67 (2-r, 1-p)
3	Preston Pearson, @ L.A. Rams, 1/4/76 (3-p)
3	Emmitt Smith, vs. Green Bay, 1/14/96 (3-r)

Game, Opponent

3	Larry Schreiber, @ San Francisco, 12/23/72 (3-r)
3	Sidney Rice, @ Minnesota, 1/17/10 (3-p)

Most Consecutive Games Scoring Touchdown

8	Emmitt Smith, 1993-96
5	Duane Thomas, 1970-71
3	Tony Dorsett, 1977-78
3	Tony Dorsett, 1981-82
3	Emmitt Smith, 1992
3	Alvin Harper, 1992-93
3	Jay Novacek, 1992-93

POINTS AFTER TOUCHDOWNS

Most Attempted, Career

40	Rafael Septien, 1978-85
24	Chris Boniol, 1994-96
15	Toni Fritsch, 1971-73, 1975

Most Attempted, Game

7	Danny Villanueva, vs. Cleveland, 12/24/67
7	Lin Elliott, vs. Buffalo, 1/31/93

Most Made, Career

40	Rafael Septien, 1978-85
24	Chris Boniol, 1994-96
15	Toni Fritsch, 1971-73, 1975

Most Made, Game

7	Danny Villanueva, vs. Cleveland, 12/24/67
7	Lin Elliott, vs. Buffalo, 1/31/93

Made, Opponent

5	Don Cockroft, vs. Cleveland, 12/28/69
5	Roy Gerela, vs. Pittsburgh, 1/21/79
5	Eddie Murray, @ Detroit, 1/5/92
5	Doug Brien, @ San Francisco, 1/15/95

Most Made, No Misses, Career

40	Rafael Septien, 1978-86
24	Chris Boniol, 1994-96
15	Toni Fritsch, 1971-73, 1975

FIELD GOALS

Most Attempted, Career

21	Rafael Septien, 1978-86
15	Chris Boniol, 1994-96
14	Toni Fritsch, 1972-76
14	Mike Clark, 1968-71, 1973

Most Attempted, Game

5	Efren Herrera, vs. Denver, 1/15/78
4	Mike Clark, @ Cleveland, 12/21/68
4	Chris Boniol, vs. Minnesota, 12/28/96

Most Attempted, Opponent, Game

6	David Ray, vs. L.A. Rams, 12/23/73
5	John Kasay, @ Carolina, 1/3/04
4	Curt Knight, @ Washington, 12/31/72
4	John Kasay, @ Carolina, 1/5/97

Most Made, Career

18	Rafael Septien, 1978-86
13	Chris Boniol, 1994-96
12	Toni Fritsch, 1972-76

Most Made, Game

4	Chris Boniol, vs. Minnesota, 12/28/96
3	7 times, last by Chris Boniol @ Carolina, 1/5/97

Most Made, Opponent, Game

5	John Kasay, @ Carolina, 1/3/04
4	Curt Knight, @ Washington, 12/31/72
4	John Kasay, @ Carolina, 1/5/97

Most Consecutive Field Goals Made

15	Rafael Septien, 1978-82
9	Chris Boniol, 1995-96
7	Efren Herrera, 1976-77
7	Eddie Murray, 1994, 1999

Most Consecutive Games Made

7	Toni Fritsch, 1972-76
6	Rafael Septien, 1976-78
5	Chris Boniol, 1995-96

Longest Field Goal

51	Chris Boniol, vs. Philadelphia, 1/7/96
50	Rafael Septien, vs. Green Bay, 1/16/83
50	Eddie Murray, vs. S.F., 1/23/94
50	Martin Gramatica, @ Seattle, 1/6/07

Longest Field Goal, Opponent

54	Steve Christie, vs. Buffalo, 1/30/94
51	Roy Gerela, vs. Pittsburgh, 1/21/79
50	Chris Jacke, vs. Green Bay, 1/8/95

Highest Field Goal Percentage, Career (10 made)

86.7	Chris Boniol, 1994-96 (15-13)
85.7	Rafael Septien, 1978-86 (21-18)
85.7	Toni Fritsch, 1972-76 (14-12)

SAFETIES

Most, Game

1	George Andrie and Jethro Pugh, vs. Detroit, 12/26/70
1	Jim Jensen, vs. L.A. Rams, 12/19/76

Most, Opponent, Game

1	Alan Page, @ Minnesota, 12/25/71
1	Reggie Harrison, vs. Pittsburgh, 1/18/76
1	Terry Glenn, fumble through end zone, @ Seattle, 1/6/07

RUSHING

ATTEMPTS

Career

349	Emmitt Smith, 1990-99
302	Tony Dorsett, 1977-85
174	Robert Newhouse, 1972-83

Game

35	Emmitt Smith, vs. Green Bay, 1/14/96
30	Duane Thomas, vs. Detroit, 12/26/70
30	Emmitt Smith, vs. Buffalo, 1/30/94

Opponent, Game

36	John Riggins, vs. Washington, 1/22/83
34	Eric Dickerson, @ L.A. Rams, 1/4/86
30	Larry Brown, @ Washington, 12/31/72

YARDS GAINED

Career

1,586	Emmitt Smith, 1990-99
1,383	Tony Dorsett, 1977-85
651	Robert Newhouse, 1972-83

Game

160	Tony Dorsett, vs. L.A. Rams, 12/28/80
150	Emmitt Smith, vs. Green Bay, 1/14/96
148	Felix Jones, vs. Philadelphia, 1/9/10

Game, Opponent

- 248 Eric Dickerson, @ L.A. Rams, 1/4/86
- 194 Wilbert Montgomery, @ Philadelphia, 1/11/81
- 140 John Riggins, vs. Washington, 1/22/83
- 140 Robert Smith, @ Minnesota, 1/9/00

Longest Run

- 73 Felix Jones, vs. Philadelphia, 1/9/10 (TD)
- 65 Emmitt Smith, @ Minnesota, 1/9/00
- 53 Tony Dorsett, @ L.A. Rams, 1/7/79

Longest Run, Opponent

- 74 Adrian Murrell, vs. Arizona, 1/2/99
- 71 James Lofton, vs. Green Bay, 1/16/83 (TD)
- 55 Wilbert Montgomery, @ Philadelphia, 1/7/79
- 55 Eric Dickerson, vs. L.A. Rams, 12/26/83 (TD)

Most Games, 100 or More Yards

- 7 Emmitt Smith, 1990-98
- 3 Tony Dorsett, 1978-83
- 2 Duane Thomas, 1970-71

Most Consecutive Games, 100 or More Yards

- 3 Emmitt Smith, 1992
- 2 Duane Thomas, 1970-71

AVERAGE GAIN**Career (50 attempts)**

- 5.68 Roger Staubach, 1969-79 (76-432)
- 4.58 Tony Dorsett, 1977-85 (302-1,383)
- 4.54 Emmitt Smith, 1990-99 (349-1,586)

Game (10 attempts)

- 9.25 Felix Jones, vs. Philadelphia, 1/9/10 (16-148)
- 7.27 Tony Dorsett, vs. L.A. Rams, 12/28/80 (22-160)
- 6.94 Calvin Hill, @ San Francisco, 12/23/72 (18-125)

TOUCHDOWNS**Career**

- 19 Emmitt Smith, 1990-99
- 9 Tony Dorsett, 1977-85
- 4 Duane Thomas, 1970-71

Game

- 3 Emmitt Smith, vs. Green Bay, 1/14/96
- 2 Eight times, last by Emmitt Smith, vs. Minnesota, 12/28/96

Opponent, Game

- 3 Larry Schreiber, @ San Francisco, 12/23/72
- 2 Four times, last by Eric Dickerson, @ L.A. Rams, 1/4/86

Most Consecutive Games Rushing for Touchdown

- 8 Emmitt Smith, 1993-96
- 3 Duane Thomas, 1971-72
- 3 Tony Dorsett, 1977-78
- 3 Tony Dorsett, 1981-82
- 3 Emmitt Smith, 1992

PASSING**ATTEMPTS****Career**

- 502 Troy Aikman, 1989-99
- 410 Roger Staubach, 1969-79
- 360 Danny White, 1976-88

Game

- 53 Danny White, vs. L.A. Rams, 12/26/83
- 53 Troy Aikman, @ San Francisco, 1/15/95
- 49 Troy Aikman, vs. Arizona, 1/2/99

Game, Opponent

- 50 Jim Kelly, vs. Buffalo, 1/30/94
- 49 Neil O'Donnell, vs. Pittsburgh, 1/28/96
- 45 Brett Favre, vs. Green Bay, 1/16/94
- 45 Steve Young, vs. San Francisco, 1/22/94

COMPLETIONS**Career**

- 320 Troy Aikman, 1989-99
- 223 Roger Staubach, 1969-79
- 206 Danny White, 1976-88

Game

- 32 Danny White, vs. L.A. Rams, 12/26/83
- 30 Troy Aikman, @ San Francisco, 1/15/95
- 28 Troy Aikman, vs. Green Bay, 1/16/94

Opponent, Game

- 31 Jim Kelly, vs. Buffalo, 1/30/94
- 29 Erik Kramer, @ Detroit, 1/5/92
- 28 Brett Favre, vs. Green Bay, 1/16/94
- 28 Neil O'Donnell, vs. Pittsburgh, 1/28/96

Consecutive Passes Completed

- 10 Troy Aikman, vs. Pittsburgh, 1/28/96
- 8 Danny White, vs. Green Bay, 1/16/83
- 8 Troy Aikman, vs. Buffalo, 1/31/93

COMPLETION PERCENTAGE**Career (150 attempts)**

- 63.75 Troy Aikman, 1989-99 (320 of 502)
- 57.22 Danny White, 1976-88 (206 of 360)
- 54.39 Roger Staubach, 1969-79 (223 of 410)

Game (20 attempts)

- 76.67 Troy Aikman, vs. Green Bay, 1/8/95 (23 of 30)
- 75.68 Troy Aikman, vs. Green Bay, 1/16/94 (28 of 37)
- 73.33 Troy Aikman, vs. Buffalo, 1/31/93 (22 of 30)

YARDS GAINED**Career**

- 3,849 Troy Aikman, 1989-99
- 2,791 Roger Staubach, 1969-79
- 2,284 Danny White, 1976-88

Game

- 380 Troy Aikman, @ San Francisco, 1/15/95
- 337 Troy Aikman, vs. Green Bay, 1/8/95
- 330 Danny White, vs. L.A. Rams, 12/26/83

Game, Opponent

- 341 Erik Kramer, @ Detroit, 1/5/92
- 332 Lynn Dickey, vs. Green Bay, 1/16/83
- 320 Steve Bartkowski, @ Atlanta, 1/4/81

Most Games, 300 or More Passing Yards, Career

- 4 Troy Aikman, 1991-95
- 3 Danny White, 1976-88

Longest Pass Completion (All TDs)

- 94 Troy Aikman (to Harper), vs. Green Bay, 1/8/95
- 86 Don Meredith (to Hayes), vs. Cleveland, 12/24/67
- 83 Roger Staubach (to D. Pearson), vs. L.A. Rams, 12/23/73

Opponent, Longest Pass Completion**(All TDs except as noted)**

- 76 Michael Vick (to Jeremy Maclin), vs. Philadelphia, 1/9/10
- 75 Frank Ryan (to Paul Warfield), vs. Cleveland, 12/24/67
- 75 John Unitas (to John Mackey), vs. Baltimore, 1/17/71
- 75 Doug Williams (to Jimmie Giles), vs. Tampa Bay, 1/2/82 (no TD)

TOUCHDOWNS**Career**

- 24 Roger Staubach, 1969-79
- 23 Troy Aikman, 1989-98
- 15 Danny White, 1976-88

Game

- 4 Roger Staubach, @ L.A. Rams, 1/4/76
- 4 Troy Aikman, vs. Buffalo, 1/31/93

Opponent, Game

- 4 Bart Starr, vs. Green Bay, 1/1/67
- 4 Terry Bradshaw, vs. Pittsburgh, 1/21/79
- 4 Brett Favre, @ Minnesota, 1/17/10

Most Consecutive Games, Touchdown Pass

- 5 Troy Aikman, 1992-93
- 5 Troy Aikman, 1994-95
- 4 Danny White, 1982-83

HAD INTERCEPTED**Career**

- 19 Roger Staubach, 1969-79
- 17 Troy Aikman, 1989-99
- 16 Danny White, 1976-88

Game

- 4 Roger Staubach, vs. Minnesota, 12/30/73
- 3 Ten times, last Troy Aikman, vs. Arizona, 1/2/99

Opponent, Game

- 4 Bob Avellini, vs. Chicago, 12/26/77
- 4 Craig Morton, vs. Denver, 1/15/78
- 4 Doug Williams, vs. Tampa Bay, 1/2/82

Most Consecutive Passes Attempted, None Intercepted

- 111 Troy Aikman, 1991-93
- 102 Roger Staubach, 1969-1973
- 88 Troy Aikman, 1994-96

Most Attempts, No Interceptions, Game

- 35 Tony Romo, vs. Philadelphia, 1/9/10
- 34 Troy Aikman, @ San Francisco, 1/17/93
- 33 Troy Aikman, vs. Green Bay, 1/14/96

Most Attempts, No Interceptions, Opponent

- 38 Erik Kramer, @ Detroit, 1/5/92
- 30 Vince Ferragamo, vs. L.A. Rams, 12/26/83
- 30 Randall Cunningham, vs. Philadelphia, 1/10/93

TIMES SACKED

Game	
7	Roger Staubach, vs. L.A. Rams, 12/23/73
7	Roger Staubach, vs. Pittsburgh, 1/18/76
6	Tony Romo, @ Minnesota, 1/17/10

Opponent, Game

5	John Hadl, vs. L.A. Rams, 12/23/73
5	Ron Jaworski, vs. L.A. Rams, 1/4/76
5	Steve Bartkowski, @ Atlanta, 12/30/78
5	Randall Cunningham, vs. Philadelphia, 1/10/93

PASS RECEIVING

RECEPTIONS

Career	
87	Michael Irvin, 1988-98
67	Drew Pearson, 1973-83
62	Jay Novacek, 1990-95

Game

12	Michael Irvin, @ San Francisco, 1/15/95
11	Jay Novacek, vs. Green Bay, 1/8/95
10	Jason Witten, @ Minnesota, 1/17/10

Opponent, Game

10	Andre Hastings, vs. Pittsburgh, 1/28/96
9	Tom Waddle, @ Chicago, 12/29/91
9	Edgar Bennett, vs. Green Bay, 1/16/94

Most Consecutive Games, Pass Reception

22	Drew Pearson, 1973-83
16	Michael Irvin, 1991-98
13	Jay Novacek, 1991-95

YARDS

Career	
1,315	Michael Irvin, 1988-98
1,105	Drew Pearson, 1973-83
655	Alvin Harper, 1991-94

Game

192	Michael Irvin, @ San Francisco, 1/15/95
163	Raghib Ismail, @ Minnesota, 1/9/00
144	Bob Hayes, vs. Cleveland, 12/24/67

Game, Opponent

161	Lynn Swann, vs. Pittsburgh, 1/18/76
152	Andre Reed, vs. Buffalo, 1/31/93
146	Charlie Taylor, vs. Washington, 12/31/72
146	Jeremy Maclin, vs. Philadelphia, 1/9/10

Longest Pass Reception (All TDs)

94	Alvin Harper (from Aikman), vs. Green Bay, 1/8/95
86	Bob Hayes (from Meredith), vs. Cleveland, 12/24/67
83	Drew Pearson (from Staubach), vs. L.A. Rams, 12/23/73

Longest Pass Reception, Opponent

76	Jeremy Maclin (from Michael Vick), vs. Philadelphia, 1/9/10 (TD)
75	Paul Warfield (from Frank Ryan), vs. Cleveland, 12/24/67 (TD)
75	John Mackey (from Johnny Unitas), vs. Baltimore, 1/17/71 (TD)
75	Jimmie Giles (from Doug Williams), vs. Tampa Bay, 1/2/82

Most Games, 100 or More Yards Receiving, Career

6	Michael Irvin, 1988-98
2	Tony Hill, 1977-86
2	Alvin Harper, 1991-94

AVERAGE GAIN

Career (20 receptions)	
27.3	Alvin Harper, 1991-94 (24-655)
16.5	Drew Pearson, 1973-83 (67-1,105)
15.8	Butch Johnson, 1976-83 (25-394)

Game (3 receptions)

39.0	Alvin Harper, @ San Francisco, 1/17/93 (3-117)
34.0	Frank Clarke, vs. Green Bay, 1/1/67 (3-102)
29.3	Alvin Harper, @ Chicago, 12/29/91 (3-88)

Career

8	Drew Pearson, 1973-83
8	Michael Irvin, 1988-98
6	Jay Novacek, 1990-95

Game

3	Preston Pearson, @ L.A. Rams, 1/4/76
---	--------------------------------------

Game, Opponent

3	Sidney Rice, @ Minnesota, 1/17/10
2	Nine times, last by Amari Toomer, vs. N.Y. Giants, 1/13/08

TOUCHDOWNS

8	Drew Pearson, 1973-83
8	Michael Irvin, 1988-98
6	Jay Novacek, 1990-95

Game

3	Preston Pearson, @ L.A. Rams, 1/4/76
---	--------------------------------------

Game, Opponent

3	Sidney Rice, @ Minnesota, 1/17/10
2	Nine times, last by Amari Toomer, vs. N.Y. Giants, 1/13/08

Most Consecutive Games, Touchdown

3	Alvin Harper, 1992-93
3	Jay Novacek, 1992-93
3	Michael Irvin, 1994-95

RUSHING-RECEIVING

ATTEMPTS

Career	
395	Emmitt Smith, 1990-99 (349-ru, 46-re)
348	Tony Dorsett, 1977-85 (302-ru, 46-re)
188	Robert Newhouse, 1972-83 (174-ru, 14-re)

Game

37	Emmitt Smith, vs. Green Bay, 1/14/96 (35-ru, 2-re)
34	Emmitt Smith, vs. Buffalo, 1/30/94 (ru-30, re-4)
30	Tony Dorsett, vs. Green Bay, 1/16/83 (ru-27, re-3)

YARDS

Career	
1,928	Emmitt Smith, 1990-99 (1,586-ru, 342-re)
1,786	Tony Dorsett, 1977-85 (1,383-ru, 403-re)
1,315	Michael Irvin, 1988-98 (0-ru, 1,315-re)

Game

192	Michael Irvin, @ San Francisco, 1/15/95 (re-192)
188	Tony Dorsett, vs. L.A. Rams, 12/28/80 (ru-160, re-28)
178	Felix Jones, vs. Philadelphia, 1/9/10 (ru-148, re-30)

PUNTING

PUNTS

Career (25 punts)	
84	Danny White, 1976-85
51	Ron Widby, 1968-71
33	John Jett, 1993-96

Game

9	Ron Widby, vs. Baltimore, 1/17/71
8	Five times, last by Danny White, vs. L.A. Rams, 12/30/79

Game, Opponent

8	Donny Anderson, @ Green Bay, 12/31/67
8	Herman Weaver, vs. Detroit, 12/26/70
8	Neil Clabo, @ Minnesota, 1/1/78
8	Tom Hutton, vs. Philadelphia, 1/7/96
8	Scott Player, vs. Arizona, 1/2/99

Longest Punt

65	Ron Widby, vs. Detroit, 12/26/70
62	Mat McBriar, @ Seattle, 1/6/07
61	Mat McBriar, vs. Philadelphia, 1/9/10

Longest Punt, Opponent

64	Dave Chapple, vs. L.A. Rams, 12/23/73
62	Craig Henrich, vs. Green Bay, 1/8/95
61	Herman Weaver, vs. Detroit, 12/26/70
61	Chris Klwue, @ Minnesota, 1/17/10

AVERAGE GROSS YARDS

Career (25 punts)	
43.5	Mike Saxon, 1985-92
42.9	John Jett, 1993-96
40.1	Ron Widby, 1968-71
Career (4 punts)	
48.4	Mat McBriar, @ Seattle, 1/6/07 (5-242)
47.3	Mat McBriar, vs. N.Y. Giants, 1/13/08 (4-189)
46.9	Mike Saxon, @ L.A. Rams, 1/4/86 (7-328)

Game, Opponent (4 punts)

50.6	Sav Rocca, vs. Philadelphia, 1/9/10 (5-253)
48.8	Herman Weaver, vs. Detroit, 12/26/70 (8-391)
45.6	Chris Klwue, @ Minnesota, 1/17/10 (5-228)

HAD BLOCKED

Career

1	Mike Saxon, 1986-1992
1	John Jett, 1993-95

Most Consecutive Punts, None Blocked

84	Danny White, 1976-83
60	Ron Widby, 1968-72
24	Marv Bateman, 1972-75

INSIDE 20

Career

21	Danny White, 1976-83
10	Mat McBriar, 2004-09
9	Ron Widby, 1968-72

Game

- 5 Mat McBriar, vs. Philadelphia, 1/9/10
- 4 Toby Gowin, vs. Arizona, 1/2/99
- 3 Five times, last by Mat McBriar, vs. N.Y. Giants, 1/13/08

PUNT RETURNS**RETURNS****Career**

- 19 Butch Johnson, 1976-83
- 16 James Jones, 1980-82
- 12 Bob Hayes, 1965-74

Game

- 5 James Jones, vs. L.A. Rams, 12/28/80
- 5 Ron Fellows, vs. Tampa Bay, 1/9/83
- 4 Seven times, last by Joey Galloway, @ Carolina, 1/3/04

Game, Opponent

- 6 John Sciarra, @ Philadelphia, 1/11/81
- 5 Lem Barney, vs. Detroit, 12/26/70

FAIR CATCHES**Career**

- 10 Bob Hayes, 1966-72
- 8 Lance Rentzel, 1967-69
- 8 Cliff Harris, 1970-79

Game

- 4 Lance Rentzel, @ Cleveland, 12/21/68
- 4 Cliff Harris, @ San Francisco, 12/23/72
- 3 Lance Rentzel, @ Green Bay, 12/31/67
- 3 Golden Richards, vs. Pittsburgh, 1/18/76
- 3 Gordon Banks, @ L.A. Rams, 1/4/86

Game, Opponent

- 4 Bobby Bryant, @ Minnesota, 12/25/71
- 3 Bobby Bryant, vs. Minnesota, 12/30/73

YARDS GAINED**Career**

- 208 Butch Johnson, 1976-83
- 151 Bob Hayes, 1965-74
- 147 James Jones, 1980-82

Game

- 141 Bob Hayes, vs. Cleveland, 12/24/67
- 81 James Jones, vs. L.A. Rams, 12/20/80
- 64 Butch Johnson, vs. L.A. Rams, 12/19/76

Game, Opponent

- 69 John Sciarra, @ Philadelphia, 1/11/81
- 59 Reggie Brooks, vs. Green Bay, 1/16/94
- 54 Antonio Freeman, vs. Green Bay, 1/14/96

Longest Punt Return

- 68 Bob Hayes, vs. Cleveland, 12/24/67
- 64 Bob Hayes, vs. Cleveland, 12/24/67
- 63 Golden Richards, vs. Minnesota, 12/30/73 (TD)

Longest Punt Return, Opponent

- 43 Reggie Brooks, vs. Green Bay, 1/16/94
- 39 Antonio Freeman, vs. Green Bay, 1/14/96
- 30 Jim Bertelsen, vs. Rams, 12/23/73

AVERAGE YARDAGE**Career (10 returns)**

- 12.6 Bob Hayes, 1965-74 (12-151)
- 11.0 Butch Johnson, 1976-83 (19-208)
- 9.2 James Jones, 1980-82 (16-147)

Game (3 returns)

- 47.0 Bob Hayes, vs. Cleveland, 12/24/67 (3-141)
- 18.7 Patrick Crayton, vs. Philadelphia, 1/9/10 (3-56)
- 16.2 James Jones, vs. L.A. Rams, 12/20/80 (5-81)

Game, Opponents (3 returns)

- 13.5 Antonio Freeman, vs. Green Bay, 1/14/96 (4-54)
- 13.0 Jim Bertelsen, vs. L.A. Rams, 1/23/73 (4-52)
- 11.5 John Sciarra, @ Philadelphia, 1/11/81 (6-69)

TOUCHDOWNS**Game**

- 1 Golden Richards, vs. Minnesota, 12/30/73

Game, Opponent

None

KICKOFF RETURNS**RETURNS****Career**

- 23 Kevin Williams, 1993-96
- 13 James Jones, 1980-82, 1984-85
- 12 Butch Johnson, 1976-83

Game

- 7 Michael Bates, @ Carolina 1/3/04
- 6 Kevin Williams, @ San Francisco, 1/15/95
- 6 Kevin Ogletree, @ Minnesota, 1/17/10

Game, Opponent

- 7 Del Rodgers, vs. Green Bay, 1/16/83
- 7 Antonio Freeman, vs. Green Bay, 1/14/96

YARDS**Career**

- 505 Kevin Williams, 1993-96
- 267 James Jones, 1980-82, 1984-85
- 243 Cliff Harris, 1970-79

Game

- 172 Michael Bates, @ Carolina 1/3/04
- 136 Miles Austin, @ Seattle, 1/6/07
- 130 Kevin Williams, @ San Francisco, 1/15/95

Game, Opponent

- 155 Michael Bates, @ Carolina, 1/5/97
- 148 Del Rodgers, vs. Green Bay, 1/16/83
- 148 Antonio Freeman, vs. Green Bay, 1/14/96

Longest Kickoff Return

- 93 Miles Austin, @ Seattle, 1/6/07 (TD)
- 89 Rod Hill, vs. Green Bay, 1/9/83
- 50 Kevin Williams, vs. Buffalo, 1/30/94

Longest Kickoff Return, Opponent

- 97 Vic Washington, vs. San Francisco, 12/23/72 (TD)
- 67 Rick Upchurch, vs. Denver, 1/15/78
- 61 Clinton Jones, @ Minnesota, 12/25/71

AVERAGE YARDAGE**Career (10 returns)**

- 22.1 Cliff Harris, 1970-79 (11-243)
- 22.0 Kevin Williams, 1993-96 (23-505)
- 21.5 Kelvin Martin, 1987-92 (11-237)

Game (3 returns)

- 45.3 Miles Austin, @ Seattle, 1/6/07 (3-136)
- 39.3 Rod Hill, vs. Green Bay, 1/9/83 (3-118)
- 29.3 Kevin Williams, vs. Green Bay, 1/8/95 (3-88)

Game, Opponent (3 returns)

- 45.3 Vic Washington, vs. San Francisco, 12/23/72 (3-136)
- 31.3 Rick Upchurch, vs. Denver, 1/15/78 (3-94)
- 31.0 Michael Bates, @ Carolina, 1/5/97 (5-155)
- 31.0 Domenik Hixon, vs. N.Y. Giants, 1/13/08 (3-93)

TOUCHDOWNS**Game**

- 1 Miles Austin, @ Seattle, 1/6/07

Game, Opponent

- 1 Vic Washington, vs. San Francisco, 12/23/72

INTERCEPTIONS BY**INTERCEPTIONS****Career**

- 9 Charlie Waters, 1970-78, 80-81
- 7 Dennis Thurman, 1978-85
- 6 Cliff Harris, 1970-79

Game

- 3 Charlie Waters, vs. Chicago, 12/26/77
- 3 Dennis Thurman, vs. Green Bay, 1/16/83
- 2 Seven times, last by Larry Brown, vs. Pittsburgh, 1/28/96

Game, Opponent

- 2 Skip Vanderhurd, @ San Francisco, 12/23/72
- 2 Bobby Bryant, vs. Minnesota, 12/30/73
- 2 Eric Davis, @ San Francisco, 1/15/95
- 2 Aeneas Williams, vs. Arizona, 1/2/99

Most Consecutive Games Intercept Pass

- 3 Mel Renfro, 1970
- 3 Randy Hughes, 1977-78

YARDS GAINED**Career**

- 126 Dennis Thurman, 1978-85
- 124 Charlie Waters, 1970-78, 80-81
- 105 Larry Brown, 1991-95

Game

- 77 Larry Brown, vs. Pittsburgh, 1/28/96
- 68 Thomas Herderson, @ L.A. Rams, 1/7/79
- 60 Cornell Green, vs. Cleveland, 1/24/67

Game, Opponent

- 94 LeRoy Irvin, vs. L.A. Rams, 12/26/83
- 88 Walt Sumner, vs. Cleveland, 12/28/69
- 63 Bobby Bryant, vs. Minnesota, 12/30/73

Longest Return (all TDs except as noted)

- 68 Thomas Herderson, @ L.A. Rams, 1/7/79
- 60 Cornell Green, vs. Cleveland, 1/24/67
- 44 Larry Brown, vs. Pittsburgh, 1/28/96 (no TD)

Longest Return, Opponents (all TDs except as noted)

- 94 LeRoy Irvin, vs. L.A. Rams, 12/26/83 (no TD)
- 88 Walt Sumner, vs. Cleveland, 12/28/64
- 63 Bobby Bryant, vs. Minnesota, 12/30/73

FUMBLES

OPPONENTS' FUMBLES RECOVERED

Career

- 4 Cliff Harris, 1970-79
- 3 Charlie Waters, 1970-78, 1980-81

Game

- 2 Charlie Waters, vs. Detroit, 12/26/70
- 2 Harvey Martin, vs. Minnesota, 1/1/78
- 2 Randy Hughes, vs. Denver, 1/15/78
- 2 Jimmie Jones, vs. Buffalo, 1/31/93
- 2 Bobby Carpenter, vs. Philadelphia, 1/9/10

Longest Fumble Returns (All TDs except as noted)

- 64 Leon Lett, vs. Buffalo, 1/31/93 (no TD)
- 46 James Washington, vs. Buffalo, 1/30/94
- 44 Chuck Howley, @ Cleveland, 12/21/68

Longest Fumble Returns, Opponent (All TDs)

- 60 Hugh Green, vs. Tampa Bay, 1/9/83
- 18 Jim Grabowski, vs. Green Bay, 1/1/67

OPPONENTS' FUMBLE RETURNED FOR TOUCHDOWNS

Career

- 1 George Andrie, 1962-72
- 1 Chuck Howley, 1961-73
- 1 Mike Hegman, 1976-88
- 1 Ken Norton, 1989-93
- 1 Jimmie Jones, 1990-93
- 1 James Washington, 1990-93

SACKS

TOTAL SACKS

Game

- 3 Tony Casillas, @ San Francisco, 1/17/93

Game, Opponent

- 3 Gary Jeter, @ L.A. Rams, 1/4/86
- 3 Ray Edwards, @ Minnesota, 1/17/10

BLOCKED KICKS

BLOCKED PUNTS

Game

- 1 Darrick Brownlow, vs. Chicago, 12/29/91

Game, Opponent

- 1 Steve Tasker, vs. Buffalo, 1/31/93
- 1 Bernardo Harris, vs. Green Bay, 1/14/96

Cowboys Team Playoff Records

SINGLE GAME

SCORING

Most Points

- 52 vs. Cleveland, 12/24/67 (Dallas 52, Cleveland 14)
- 52 vs. Buffalo, 1/31/93 (Dallas 52, Buff. 17)
- 40 vs. Minnesota, 12/28/96 (Dallas 40, Minn. 15)

Most Points, Opponent

- 38 vs. Cleveland, 12/28/69 (Cleveland 38, Dallas 14)
- 38 @ Detroit, 1/5/92 (Detroit 38, Dallas 6)
- 38 @ San Francisco, 1/15/95 (S.F. 38, Dallas 28)

Fewest Points

- 0 @ L.A. Rams, 1/4/86 (L.A. Rams 20, Dallas 0)
- 3 @ Washington, 12/31/72 (Wash. 26, Dallas 3)
- 3 @ Minnesota, 1/17/10 (Minnesota 34, Dallas 3)

Fewest Points, Opponent

- 0 vs. Detroit, 12/26/70 (Dallas 5, Detroit 0)
- 0 @ L.A. Rams, 1/7/79 (Dallas 28, L.A. Rams 0)
- 0 vs. Tampa Bay, 1/2/82 (Dallas 38, Tampa Bay 0)

Most Decisive Win

- 38 vs. Tampa Bay, 1/2/82 (Dallas 38, Tampa Bay 0)
- 38 vs. Cleveland, 12/24/67 (Dallas 52, Cleveland 14)
- 35 vs. Buffalo, 1/31/93 (Dallas 52, Buff. 17)

Most Decisive Loss

- 32 @ Detroit, 1/5/92 (Detroit 38, Dallas 6)
- 31 @ Minnesota, 1/17/10 (Minnesota 34, Dallas 3)
- 24 vs. Cleveland, 12/28/69 (Cleveland 38, Dallas 14)

Most Points, Both Teams

- 69 vs. Buffalo, 1/31/93 (Dallas 52, Buff. 17)
- 69 vs. Cleveland, 12/24/67 (Dallas 52, Cleveland 14)
- 66 vs. Pittsburgh, 1/21/79 (Pittsburgh 35, Dallas 31)
- 66 @ San Francisco, 1/15/95 (S.F. 38, Dallas 28)

FIRST DOWNS

Most First Downs

- 29 vs. L.A. Rams, 12/28/80
- 29 vs. Tampa Bay, 1/9/83
- 29 @ San Francisco, 1/15/95

Most First Downs, Opponent

- 26 @ San Francisco, 1/10/82
- 26 @ Chicago, 12/29/91
- 25 vs. Pittsburgh, 1/28/96

Most First Downs, Both Teams

- 48 @ San Francisco, 1/17/93
- 48 @ San Francisco, 1/15/95
- 47 vs. San Francisco, 1/23/94

Fewest First Downs

- 8 @ Washington, 12/31/72
- 9 vs. Minnesota, 12/30/73
- 9 vs. Baltimore, 1/17/71

Fewest First Downs, Opponent

- 7 vs. Detroit, 12/26/70
- 8 vs. Tampa Bay, 1/9/83
- 9 vs. San Francisco, 1/2/72
- 9 @ L.A. Rams, 1/4/76

Fewest First Downs, Both Teams

- 21 vs. Detroit, 12/26/70
- 23 vs. Baltimore, 1/17/71
- 24 @ Washington, 12/31/72

Most First Downs, Rushing

- 19 vs. L.A. Rams, 12/28/80
- 16 @ San Francisco, 1/3/71
- 16 vs. Minnesota, 12/28/96

Most First Downs, Rushing, Opponent

- 14 vs. Minnesota, 12/30/73
- 13 @ Philadelphia, 1/11/81
- 12 @ Chicago, 12/29/91

Fewest First Downs, Rushing

- 2 @ Washington, 1/22/83
- 3 Four times, last @ Carolina, 1/3/04

Fewest First Downs, Rushing, Opponent

- 0 vs. Philadelphia, 1/9/10
- 1 @ L.A. Rams, 1/4/76
- 2 Six times, last vs. Arizona, 1/2/99

Most First Downs, Passing

- 20 vs. L.A. Rams, 12/26/83
- 19 vs. Tampa Bay, 1/2/82
- 19 @ Washington, 1/22/83

Most First Downs, Passing, Opponent

- 19 @ Detroit, 1/5/92
- 17 @ San Francisco, 1/10/82
- 16 Three times, last vs. Green Bay, 1/16/94

Fewest First Downs, Passing

- 3 vs. Detroit, 12/26/70
- 3 @ Washington, 12/31/72
- 4 vs. L.A. Rams, 12/23/73

Fewest First Downs, Passing, Opponent

- 1 vs. Denver, 1/15/78
- 3 vs. L.A. Rams, 1/4/86
- 4 vs. Atlanta, 12/30/78
- 4 vs. Tampa Bay, 1/9/83

Most First Downs, Penalty

- 4 @ Carolina, 1/5/97
- 4 vs. Philadelphia, 1/9/10
- 3 vs. Green Bay, 1/8/95
- 3 @ San Francisco, 1/15/95
- 3 vs. Arizona, 1/2/99

Most First Downs, Penalty, Opponent

- 4 vs. Baltimore, 1/17/71
- 4 vs. Buffalo, 1/31/93
- 4 @ Seattle, 1/6/07
- 4 vs. Philadelphia, 1/9/10

NET YARDS GAINED RUSHING AND PASSING

Most Yards Gained

- 528 vs. L.A. Rams, 12/28/80
- 456 vs. Tampa Bay, 1/9/83
- 451 @ San Francisco, 1/15/95

Most Yards Gained, Opponent

- 466 vs. Green Bay, 1/6/83
- 421 @ Detroit, 1/5/92
- 415 @ San Francisco, 1/17/93

Most Yards Gained, Both Teams

- 841 vs. Green Bay, 1/6/83
- 831 @ San Francisco, 1/17/93
- 788 vs. L.A. Rams, 12/28/80

Fewest Yards Gained

- 153 vs. Minnesota, 12/30/73
- 169 @ Washington, 12/31/72
- 183 vs. Minnesota, 12/25/71

Fewest Yards Gained, Opponent

- 118 @ L.A. Rams, 1/4/76
- 156 vs. Detroit, 12/26/70
- 156 vs. Denver, 1/15/78

Fewest Yards Gained, Both Teams

- 387 @ Green Bay, 12/31/67
- 387 vs. Detroit, 12/26/70
- 459 vs. Minnesota, 12/30/73

RUSHING

ATTEMPTS

Most Rushing Attempts

- 51 @ San Francisco, 1/3/71
- 50 vs. Detroit, 12/26/70
- 50 @ L.A. Rams, 1/4/76

Most Rushing Attempts, Opponent

- 49 vs. L.A. Rams, 12/19/76
- 47 vs. Minnesota, 12/30/73
- 46 vs. Pittsburgh, 1/18/76

Fewest Rushing Attempts

- 16 @ Minnesota, 1/9/00
- 18 @ L.A. Rams, 1/4/86
- 18 @ Carolina, 1/3/04

Fewest Rushing Attempts, Opponent

- 12 vs. Green Bay, 1/14/96
- 13 vs. Green Bay, 1/16/94
- 13 vs. Philadelphia, 1/9/10

YARDS

Most Yards Gained Rushing

- 338 vs. L.A. Rams, 12/28/80
- 255 vs. Minnesota, 12/28/96
- 252 vs. Miami, 1/16/72

Most Yards Gained Rushing, Opponent

- 269 @ L.A. Rams, 1/4/86
- 263 @ Philadelphia, 1/11/81
- 203 vs. Minnesota, 12/30/73

Most Yards Gained Rushing, Both Teams

- 430 vs. L.A. Rams, 12/28/80
- 349 @ Philadelphia, 1/11/81
- 337 vs. Cleveland, 12/24/67

Fewest Yards Gained Rushing

- 56 vs. Pittsburgh, 1/28/96
- 61 @ L.A. Rams, 1/4/86
- 63 vs. L.A. Rams, 12/26/83

Fewest Yards Gained Rushing, Opponent

- 22 vs. L.A. Rams, 12/19/76
- 31 vs. Green Bay, 1/16/94
- 48 vs. Green Bay, 1/14/96

Fewest Yards Gained Rushing, Both Teams

- 128 vs. Green Bay, 1/16/94
- 157 vs. L.A. Rams, 12/26/83
- 159 vs. Pittsburgh, 1/28/96

PASSING

ATTEMPTS

Most Passes Attempted

- 53 vs. L.A. Rams, 12/26/83
- 53 @ San Francisco, 1/15/95
- 49 vs. Arizona, 1/2/99

Most Passes Attempted, Opponent

- 50 vs. Buffalo, 1/30/94
- 49 vs. Pittsburgh, 1/28/96
- 46 vs. Green Bay, 1/8/95

Most Passes Attempted, Both Teams

- 85 vs. Arizona, 1/2/99
- 84 vs. L.A. Rams, 12/26/83
- 82 vs. Green Bay, 1/16/94
- 82 @ San Francisco, 1/15/95

Fewest Passes Attempted

- 14 @ Minnesota, 12/25/71
- 14 vs. Chicago, 12/24/77
- 15 vs. Cleveland, 12/24/67

Fewest Passes Attempted, Opponent

- 18 @ Washington, 12/31/72
- 18 vs. N.Y. Giants, 1/13/08
- 19 vs. Pittsburgh, 1/18/76
- 20 vs. Detroit, 12/26/70

Fewest Passes Attempted, Both Teams

- 38 vs. Detroit, 12/26/70
- 39 @ Washington, 12/31/72
- 39 vs. L.A. Rams, 12/23/73

COMPLETIONS

Most Passes Completed

- 32 vs. L.A. Rams, 12/26/83
- 30 @ San Francisco, 1/15/95
- 28 vs. Green Bay, 1/16/94

Most Passes Completed, Opponent

- 31 vs. Buffalo, 1/30/94
- 29 @ Detroit, 1/5/92
- 28 vs. Green Bay, 1/16/94
- 28 vs. Pittsburgh, 1/28/96

Most Passes Completed, Both Teams

- 56 vs. Green Bay, 1/16/94
- 50 vs. Buffalo, 1/30/94
- 49 @ San Francisco, 1/17/93

Fewest Passes Completed

- 4 vs. Detroit, 12/26/70
- 7 @ San Francisco, 1/3/71
- 8 vs. L.A. Rams, 12/23/73
- 8 vs. Chicago, 12/26/77

Fewest Passes Completed, Opponent

- 6 @ L.A. Rams, 1/4/86
- 7 Detroit, 12/26/70
- 7 vs. L.A. Rams, 12/23/73

Fewest Passes Completed, Both Teams

- 11 vs. Detroit, 12/26/70
- 15 vs. L.A. Rams, 12/23/73
- 21 vs. L.A. Rams, 12/30/79
- 21 @ Philadelphia, 1/11/81

YARDS

Most Yards Gained Passing

- 352 @ San Francisco, 1/15/95
- 330 vs. Green Bay, 1/8/95
- 310 @ Atlanta, 1/4/81

Most Yards Gained Passing, Opponent

- 337 @ Detroit, 1/5/92
- 327 vs. Green Bay, 1/16/94
- 308 vs. Green Bay, 1/16/83

Most Yards Gained Passing, Both Teams

- 611 vs. Green Bay, 1/16/94
- 596 @ San Francisco, 1/17/93
- 595 @ Atlanta, 1/4/81

Fewest Yards Gained, Passing

- 22 vs. Detroit, 12/26/70
63 vs. Minnesota, 12/30/73
72 vs. San Francisco, 1/2/72

Fewest Yards Gained, Passing, Opponent

- 35 vs. Denver, 1/15/78
47 @ L.A. Rams, 1/4/86
52 vs. Atlanta, 12/30/78

Fewest Yards Gained, Passing, Both Teams, Game

- 102 vs. Detroit, 12/26/70
166 vs. Minnesota, 12/30/73
193 @ Philadelphia, 1/11/81

SACKS**TOTAL SACKS****Most Sacks**

- 8 @ Green Bay, 12/31/67
5 Eight times, last vs. Philadelphia, 1/7/96

Most Sacks, Opponent

- 7 vs. L.A. Rams, 12/23/73
7 vs. Pittsburgh, 1/18/76
6 vs. San Francisco, 1/2/72
6 @ Minnesota, 1/17/10

SACK YARDAGE**Most Sack Yardage**

- 76 @ Green Bay, 12/31/67
51 @ L.A. Rams, 1/4/76
45 vs. Philadelphia, 1/10/93

Most Sack Yardage, Opponent

- 52 vs. Pittsburgh, 1/21/79
44 vs. L.A. Rams, 12/23/73
42 vs. Pittsburgh, 1/18/76
42 @ Minnesota, 1/17/10

INTERCEPTIONS**TOTAL INTERCEPTIONS****Most Interceptions**

- 5 @ L.A. Rams, 1/7/79
4 Five times, last vs. Buffalo, 1/31/93

Most Interceptions, Opponent

- 4 @ Cleveland, 12/21/68
4 vs. Minnesota, 12/30/73
3 Nine times, last vs. Arizona, 1/2/99

YARDS**Most Yards**

- 123 @ L.A. Rams, 1/7/79
77 vs. Pittsburgh, 1/28/96
76 vs. Chicago, 12/26/77

Most Yards, Opponent

- 123 vs. Cleveland, 12/28/69
122 @ Carolina, 1/5/97
111 vs. L.A. Rams, 12/26/83

PUNTING**TOTAL PUNTS****Most Punts**

- 9 vs. Baltimore, 1/17/71
8 Five times, last vs. L.A. Rams, 12/30/79

Most Punts, Opponent

- 8 @ Green Bay, 12/31/67
8 vs. Detroit, 12/26/70
8 vs. Minnesota, 1/1/78
8 vs. Philadelphia, 1/7/96
8 vs. Arizona, 1/2/99

Fewest Punts

- 1 @ San Francisco, 1/15/95
1 vs. Minnesota, 12/28/96
2 vs. Cleveland, 12/24/67
2 vs. L.A. Rams, 12/28/80

Fewest Punts, Opponent

- 1 vs. Cleveland, 12/28/69
1 @ Chicago, 12/29/91
1 @ San Francisco, 1/17/93
1 @ Carolina, 1/5/97

AVERAGE YARDAGE**Highest Average Distance, Punting (4 punts)**

- 48.4 @ Seattle, 1/6/07
47.3 vs. N.Y. Giants, 1/13/08
46.9 @ L.A. Rams, 1/4/86

Highest Average Distance, Punting, Opponent (4 punts)

- 50.6 vs. Philadelphia, 1/9/10
48.8 vs. Detroit, 12/26/70
48.4 @ Carolina, 1/3/04

PUNT RETURNS**TOTAL RETURNS****Most Punt Returns**

- 5 vs. Minnesota, 1/1/78
5 vs. L.A. Rams, 12/28/80
5 vs. Tampa Bay, 1/9/83

Most Punt Returns, Opponent

- 6 vs. Detroit, 12/26/70
6 @ Philadelphia, 1/11/81
5 Four times, last vs. Pittsburgh, 1/18/76

YARDS GAINED**Most Yards, Punt Returns**

- 155 vs. Cleveland, 12/24/67
81 vs. L.A. Rams, 12/28/80
64 vs. L.A. Rams, 12/19/76

Most Yards, Punt Returns, Opponent

- 69 @ Philadelphia, 1/11/81
59 vs. Green Bay, 1/16/94
54 vs. Green Bay, 1/14/96

KICKOFF RETURNS**TOTAL RETURNS****Most Kickoff Returns**

- 8 @ Carolina, 1/3/04
7 @ San Francisco, 1/15/95
7 @ Minnesota, 1/17/10

Most Kickoff Returns, Opponent

- 8 @ L.A. Rams, 1/4/76
8 vs. Chicago, 12/26/77
8 vs. Minnesota, 12/28/96

YARDS GAINED**Most Yards, Kickoff Returns**

- 179 @ Carolina, 1/3/04
173 vs. Green Bay, 1/16/83
160 @ Seattle, 1/6/07

Most Yards, Kickoff Returns, Opponent

- 188 @ Minnesota, 12/25/71
173 vs. Denver, 1/15/78
167 @ L.A. Rams, 1/4/76

FUMBLES**TOTAL FUMBLES****Most Fumbles**

- 6 vs. Denver, 1/15/78
6 vs. Atlanta, 12/30/78
5 @ Philadelphia, 1/11/81

Most Fumbles, Opponent

- 8 vs. Buffalo, 1/31/93
5 @ San Francisco, 12/23/72
5 vs. Minnesota, 1/1/78
5 vs. Baltimore, 1/17/71

FUMBLES LOST**Most Fumbles Lost**

- 3 @ San Francisco, 12/23/72
3 vs. Atlanta, 12/30/78
3 @ Philadelphia, 1/11/81
3 @ L.A. Rams, 1/4/86
3 @ Minnesota, 1/9/00

Most Fumbles Lost, Opponent

- 5 vs. Buffalo, 1/31/93
4 vs. Baltimore, 1/17/71
4 vs. Denver, 1/15/78
4 vs. Minnesota, 12/28/96

PENALTIES**TOTAL PENALTIES****Most Penalties**

- 14 vs. Philadelphia, 1/9/10
12 vs. Denver, 1/15/78
11 vs. L.A. Rams, 12/28/80
11 vs. N.Y. Giants, 1/13/08

Most Penalties, Opponent

- 11 vs. Green Bay, 1/14/96
- 10 vs. Tampa Bay, 1/2/82
- 9 vs. Philadelphia, 1/9/10

Fewest Penalties

- 2 Eight times, last @ Minnesota, 1/17/10

Fewest Penalties, Opponent

- 0 vs. Detroit, 12/26/70
- 0 vs. Miami, 1/16/72
- 0 vs. Pittsburgh, 1/18/76
- 0 @ Carolina, 1/3/04

YARDS PENALIZED

Most Yards Penalized

- 120 vs. Baltimore, 1/17/71
- 112 vs. Philadelphia, 1/9/10
- 98 @ San Francisco, 1/15/95

Most Yards Penalized, Opponent

- 116 vs. Philadelphia, 1/9/10
- 106 @ San Francisco, 1/10/82
- 105 vs. Tampa Bay, 1/2/82

Fewest Yards Penalized

- 10 vs. Cleveland, 12/24/67
- 10 @ Minnesota, 12/25/71
- 10 @ Minnesota, 1/17/10

Fewest Yards Penalized, Opponent

- 0 vs. Detroit, 12/26/70
- 0 vs. Miami, 1/16/72
- 0 vs. Pittsburgh, 1/18/76
- 0 @ Carolina, 1/3/04

Largest Margin

VICTORY

1. 38 pts, (52-14) vs. Cleveland, Dec. 24, 1967
- 38 pts, (38-0) vs. Tampa Bay, Jan. 2, 1982
3. 35 pts, (52-17) vs. Buffalo, Jan. 31, 1993
4. 30 pts, (37-7) @ Los Angeles, Jan. 4, 1976
- 30 pts, (37-7) vs. Chicago, Dec. 26, 1977

DEFEAT

1. 32 pts, (38-6) @ Detroit, Jan. 5, 1992
2. 31 pts, (34-3) @ Minnesota, Jan. 17, 2010
3. 24 pts, (38-14) vs. Cleveland, Dec. 28, 1969
4. 23 pts, (26-3) @ Washington, Dec. 31, 1972
5. 20 pts, (20-0) @ Los Angeles, Jan. 4, 1986

Cowboys Big Playoff Days

100-YARD RUSHING GAMES

160 yards	— Tony Dorsett vs. L.A. Rams	December 28, 1980
150 yards	— Emmitt Smith vs. Green Bay	January 14, 1996
148 yards	— Felix Jones vs. Philadelphia	January 9, 2010
143 yards	— Duane Thomas @ San Francisco	January 3, 1971
135 yards	— Duane Thomas vs. Detroit	December 26, 1970
132 yards	— Emmitt Smith vs. Buffalo	January 30, 1994
129 yards	— Marion Barber vs. N.Y. Giants	January 13, 2008
125 yards	— Calvin Hill @ San Francisco	December 23, 1972
116 yards	— Emmitt Smith vs. Minnesota	December 28, 1996
114 yards	— Emmitt Smith vs. Philadelphia	January 10, 1993
114 yards	— Emmitt Smith @ San Francisco	January 17, 1993
112 yards	— Julius Jones @ Seattle	January 6, 2007
110 yards	— Tony Dorsett vs. Tampa Bay	January 9, 1983
108 yards	— Don Perkins vs. Green Bay	January 1, 1967
108 yards	— Emmitt Smith vs. Buffalo	January 31, 1993
105 yards	— Emmitt Smith @ Chicago	December 29, 1991
101 yards	— Tony Dorsett @ L.A. Rams	January 7, 1979

300-YARD PASSING GAMES

380 yards	— Troy Aikman @ San Francisco	January 15, 1995
337 yards	— Troy Aikman vs. Green Bay	January 8, 1995
330 yards	— Danny White vs. L.A. Rams	December 26, 1983
322 yards	— Danny White @ Atlanta	January 4, 1981
322 yards	— Troy Aikman @ San Francisco	January 17, 1993
312 yards	— Danny White vs. Tampa Bay	January 9, 1983
302 yards	— Troy Aikman vs. Green Bay	January 16, 1994

100-YARD RECEIVING GAMES

192 yards	— Michael Irvin @ San Francisco	January 15, 1995
163 yards	— Raghbi Ismail @ Minnesota	January 9, 2000
144 yards	— Bob Hayes vs. Cleveland	December 24, 1967
142 yards	— Tony Hill vs. Green Bay	January 16, 1983
136 yards	— Billy Parks @ San Francisco	December 23, 1972
126 yards	— Michael Irvin vs. Green Bay	January 16, 1994
124 yards	— Kevin Williams vs. Philadelphia	January 7, 1996
123 yards	— Preston Pearson @ L.A. Rams	January 4, 1976
117 yards	— Alvin Harper @ San Francisco	January 17, 1993
115 yards	— Tony Hill vs. L.A. Rams	December 26, 1983
114 yards	— Michael Irvin vs. Buffalo	January 31, 1993
111 yards	— Michael Irvin vs. Green Bay	January 8, 1995
108 yards	— Alvin Harper vs. Green Bay	January 8, 1995
104 yards	— Jay Novacek vs. Green Bay	January 8, 1995
103 yards	— Michael Irvin vs. Minnesota	December 28, 1996
102 yards	— Frank Clarke vs. Green Bay	January 1, 1967
100 yards	— Michael Irvin vs. Green Bay	January 14, 1996

Cowboys Longest Playoff Plays

LONG RUNS FROM SCRIMMAGE

73 yards	— Felix Jones vs. Philadelphia (TD).....	January 9, 2010
65 yards	— Emmitt Smith @ Minnesota.....	January 9, 2000
53 yards	— Tony Dorsett @ L.A. Rams.....	January 7, 1979
48 yards	— Calvin Hill @ San Francisco.....	December 23, 1972
38 yards	— Emmitt Smith vs. Buffalo.....	January 31, 1993
37 yards	— Emmitt Smith vs. Minnesota (TD).....	December 28, 1996
36 yards	— Marion Barber vs. N.Y. Giants.....	January 13, 2008
35 yards	— Julius Jones @ Seattle.....	January 6, 2007
32 yards	— Ron Springs vs. L.A. Rams.....	December 28, 1980
29 yards	— Roger Staubach vs. Washington.....	December 31, 1972
29 yards	— Tony Dorsett vs. Pittsburgh.....	January 21, 1979

LONG FORWARD PASS

94 yards	— Troy Aikman to Alvin Harper vs. Green Bay (TD).....	January 8, 1995
86 yards	— Don Meredith to Bob Hayes vs. Cleveland (TD).....	December 24, 1967
83 yards	— Roger Staubach to Drew Pearson vs. L.A. Rams (TD).....	December 23, 1973
70 yards	— Troy Aikman to Alvin Harper @ San Francisco.....	January 17, 1993
68 yards	— Don Meredith to Frank Clarke vs. Green Bay (TD).....	January 1, 1967

LONG PUNT RETURNS

68 yards	— Bob Hayes vs. Cleveland.....	December 24, 1967
63 yards	— Golden Richards vs. Minnesota (TD).....	December 30, 1973
44 yards	— Butch Johnson vs. L.A. Rams.....	December 19, 1976
43 yards	— James Jones vs. L.A. Rams.....	December 28, 1980
41 yards	— Deion Sanders vs. Arizona.....	January 2, 1999

LONG KICKOFF RETURNS

93 yards	— Miles Austin @ Seattle (TD).....	January 6, 2007
89 yards	— Rod Hill vs. Green Bay.....	January 16, 1983
50 yards	— Kevin Williams vs. Buffalo.....	January 30, 1994
48 yards	— Thomas Henderson vs. Pittsburgh.....	January 18, 1976
41 yards	— Michael Bates @ Carolina.....	January 3, 2004
39 yards	— Kelvin Martin vs. Philadelphia.....	January 10, 1993
39 yards	— Kevin Williams vs. Green Bay.....	January 8, 1995

LONG INTERCEPTION RETURNS

68 yards	— Thomas Henderson @ L.A. Rams (TD).....	January 7, 1979
60 yards	— Cornell Green vs. Cleveland (TD).....	December 24, 1967
44 yards	— Larry Brown vs. Pittsburgh.....	January 28, 1996
39 yards	— Dennis Thurman vs. Green Bay (TD).....	January 16, 1983

LONG FUMBLE RETURNS

64 yards	— Leon Lett vs. Buffalo.....	January 31, 1993
46 yards	— James Washington vs. Buffalo (TD).....	January 30, 1994
44 yards	— Chuck Howley @ Cleveland (TD).....	December 21, 1968
37 yards	— Mike Hegman vs. Pittsburgh (TD).....	January 21, 1979

GAMEDAY



HISTORY



1960 ★ DALLAS COWBOYS STATISTICS ★ 1960

SEVENTH PLACE WESTERN CONFERENCE HEAD COACH: TOM LANDRY

PRESEASON (1-5)			
Date	W/L	Score	Opponent
8/6	L	10-16	San Fran. @ Seattle
8/13	L	13-20	St. Louis @ San Ant. 14,000
8/19	L	10-14	BALTIMORE
8/27	W	14-3	N.Y. @ Louisville
9/4	L	14-49	L.A. @ Pendleton
9/11	L	23-28	Green Bay @ Minn.
REGULAR SEASON (0-11-1)			
9/24	L	28-35	PITTSBURGH
9/30	L	25-27	PHILADELPHIA
10/9	L	14-26	@ Washington
10/16	L	7-48	CLEVELAND
10/23	L	10-12	@ St. Louis
10/30	L	7-45	BALTIMORE
11/6	L	13-38	LOS ANGELES
11/13	L	7-41	@ Green Bay
11/20	L	14-26	SAN FRANCISCO
11/27	L	7-17	@ Chicago
12/4	T	31-31	@ New York
12/11	L	14-23	@ Detroit

TEAM STATISTICS	DALLAS	OPP
FIRST DOWNS	180	216
Rushing	57	106
Passing	105	97
Penalty	18	13
Third Down-Made/Att.	39/144	60/150
Third Down Efficiency	27.1	40.0
Fourth Down-Made/Att.	8/10	3/7
TOTAL NET YARDS	3,153	4,372
Avg. Per Game	279.7	333.1
Total Plays	698	858
Avg. Per Play	4.5	5.1
NET YARDS RUSHING	1,049	2,242
Avg. Per Game	87.4	186.8
Total Rushes	311	445
Avg. Per Rush	3.4	5.0
NET YARDS PASSING	2,104	2,130
Avg. Per Game	175.3	177.5
Sacked/Yards Lost	33/284	20/173
Gross Yards	2,388	2,303
Attempts/Completions	354/163	393/159
Pct. of Completions	46.0	40.0
Had Intercepted	33	15
PUNTS/AVERAGE	60/41.8	50/41.3
Net Punting Average	35.4	34.6
PUNT RET./AVG.	24/8.0	18/4.6
KICKOFF RET./AVG.	66/18.8	30/30.5
INT./AVG. RET.	15/6.5	33/11.8
PENALTIES/YARDS	62/600	72/672
FUMBLES/BALL LOST	21/17	21/11
TOUCHDOWNS	25	47
Rushing	6	24
Passing	17	20
Returns	2	3
EXTRA POINTS/ATTEMPTS	21/23	43/44
FIELD GOALS/ATTEMPTS	6/13	17/24

RUSHING	ATT	YDS	AVG	LG	TD
Dupre	104	362	3.5	18	3
McIlhenny	96	321	3.3	21	1
Kowalczyk	50	156	3.1	34	1
Babb	39	115	2.9	12	0
LeBaron	16	94	5.9	23	1
Heinrich	2	3	1.5	3	0
Meredith	3	4	0.8	8	0
Clarke	1	-6	-6.0	-6	0
COWBOYS	311	1,049	3.4	34	6
Opponents	445	2,242	5.0	75	24

RECEIVING	NO	YDS	AVG	LG	TD
Doran	31	554	17.9	75	3
Dugan	29	461	15.9	49	1
Howton	23	363	15.8	41	4
Dupre	21	216	10.3	36	2
McIlhenny	15	120	8.0	64	1
Kowalczyk	14	143	10.2	23	1
Babb	13	140	10.8	27	1
Clarke	9	290	32.2	76	3
Bielski	4	38	9.5	15	1
Mathews	3	44	14.7	20	0
Lewis	1	19	19.0	19	0
COWBOYS	163	2,388	14.7	76	17
Opponents	159	2,303	14.5	70	20

INTERCEPTIONS	NO	YDS	AVG	LG	TD
Franckhauser	3	11	3.7	9	0
Bishop	3	13	4.3	13	0
Berich	2	27	13.5	23	0
Hansen	2	14	7.0	14	0
Patera	1	21	21.0	21	0
Tubbs	1	5	5.0	5	0
Braatz	1	4	4.0	4	0
Cronin	1	2	2.0	2	0
Butler	1	0	0.0	0	0
COWBOYS	15	100	6.7	23	0
Opponents	33	366	11.1	43	2

PUNTING	NO	YDS	AVG	TB IN 20	LG	BL	NET
Sherer	57	2,420	42.5	4	15	67	0 39.2
LeBaron	3	97	32.3	0	0	48	0 31.3
COWBOYS	60	2,517	42.0	4	15	67	0 39.2
Opp.	50	2,068	41.2	1	20	60	0 37.1

PUNT RETURNS	NO	FC	YDS	AVG	LG	TD
Butler	13	6	131	10.1	46	0
Mooty	8	4	37	4.6	8	0
Franckhauser	3	2	24	8.0	17	0
Dupre	0	1	0	0.0	0	0
COWBOYS	24	13	192	8.0	46	0
Opponents	18	16	83	4.6	25	0

KICKOFF RETURNS	NO	YDS	AVG	LG	TD
Franckhauser	25	509	20.5	46	0
Butler	20	399	19.2	60	0
Mooty	10	205	20.5	13	0
Babb	3	46	15.3	20	0
Dupre	2	44	22.0	22	0
Dowdle	2	22	11.0	17	0
Putnam	1	13	13.0	13	0
Bielski	1	4	4.0	4	0
Kowalczyk	1	0	0.0	0	0
Sherer	1	0	0.0	0	0
COWBOYS	66	1,242	18.8	60	0
Opponents	32	811	25.3	90	1

SCORE BY QUARTERS	1	2	3	4	OT	T
COWBOYS	30	51	27	69	0	177
Opponents	68	148	65	88	0	369

FIELD GOALS	7-19	20-29	30-39	40-49	50+
Cone	1-2	1-2	2-4	2-4	0-1
COWBOYS	1-2	1-2	2-4	2-4	0-1
Opponents	6-8	11-12	0-2	0-2	0-0

SCORING	TDR	TDR PPR	FG	PAT	S	TP
Cone	0	0	0	6/13	21/23	0 39
Dupre	3	2	0	0/0	0/0	0 30
Howton	0	4	0	0/0	0/0	0 24
Doran	0	3	0	0/0	0/0	0 18
Clarke	0	3	0	0/0	0/0	0 18
Kowalczyk	1	1	0	0/0	0/0	0 12
McIlhenny	1	1	0	0/0	0/0	0 12
Babb	0	1	0	0/0	0/0	0 6
Dugan	0	1	0	0/0	0/0	0 6
LeBaron	1	0	0	0/0	0/0	0 6
Bielski	0	1	0	0/0	0/0	0 6
COWBOYS	6	17	0	6/13	21/23	0 177
Opponents	22	20	3*	17/24	43/44	2+369

* Stephens 34 interception return vs. Cleveland (10/16)
 Mitchell 90 kickoff return vs. Cleveland (10/16)
 Nitschke 43 interception return vs. Green Bay (11/13)
 + Tracy tackled LeBaron in endzone vs. Cardinals (10/23)
 Punt snap out of endzone vs. Detroit (12/11)

USUAL STARTERS

WR Fred Dugan	LE Nate Borden
LT Bob Fry	RT Don Healy
LG Duane Putnam	LT Ed Husmann
C John Houser	RE John Gonzaga
RG Buzz Guy (7)	LLB Wayne Hansenz
Mike Falls (5)	MLB Jerry Tubbs
RT Paul Dickson (8)	RLB Gene Cronin
Dick Klein (4)	LCB Tom Franckhauser
TE Jim Doran (9)	RCB Don Bishop
Dick Bielski (3)	SS Bob Berich (6)
WR Bill Howton (7)	Fred Doelling (3)
Frank Clarke (3)	Gary Wisener (3)
DB Eddie LeBaron	FS Bill Butler
RB Don McIlhenny (7)	P Dave Sherer
L.G. Dupre (5)	
FB Walt Kowalczyk (7)	
Gene Babb (5)	
K Fred Cone	

Pro Bowlers in Bold

PASSING	ATT	COMP	YDS	PCT	AVG	TD	PCT	PCT	LG	SKS/YDS	RATING
LeBaron	225	111	1,736	49.3	7.72	12	5.3	25	11.1	76	26/205 53.5
Meredith	68	29	281	42.6	6.13	2	2.9	5	7.4	23	3/40 34.0
Heinrich	61	23	371	37.7	6.08	3	4.9	3	4.9	64	4/39 54.7
COWBOYS	354	163	2,388	46.0	6.75	17	4.8	33	9.3	76	33/284 45.7
Opponents	293	145	2,130	49.5	7.33	20	6.8	15	5.1	70	20/173 75.0

1961 ★ DALLAS COWBOYS STATISTICS ★ 1961

STAFF PLAYERS 2010 SEASON RECORDS PLAYOFF RECORDS 1961 STATISTICS SIDELINES

SIXTH PLACE WESTERN CONFERENCE HEAD COACH: TOM LANDRY

PRESEASON (2-3)			
Date	W/L	Score	Opponent
8/5	W	38-13	Minn. @ Sioux Falls
8/11	L	7-30	GREEN BAY
8/26	L	10-28	N.Y. @ Albuquerque
9/1	W	35-24	Balt. @ Norman
9/9	L	10-24	San Fran. @ Sac.
REGULAR SEASON (4-9-1)			
9/17	W	27-24	PITTSBURGH
9/24	W	21-7	MINNESOTA
10/1	L	7-25	@ Cleveland
10/8	W	28-0	@ Minnesota
10/15	L	10-31	NEW YORK
10/22	L	7-43	PHILADELPHIA
10/29	W	17-16	@ New York
11/5	L	17-31	ST. LOUIS
11/12	L	7-37	@Pittsburgh
11/19	T	28-28	WASHINGTON
11/26	L	13-35	@ Philadelphia
12/3	L	17-38	CLEVELAND
12/10	L	13-31	@ St. Louis
12/17	L	24-34	@ Washington

TEAM STATISTICS		
	DALLAS	OPP
FIRST DOWNS	239	254
Rushing	100	122
Passing	130	120
Penalty	9	12
Third Down-Made/Att	NA	NA
Third Down Efficiency	NA	NA
Fourth Down-Made/Att	4/16	5/9
TOTAL NET YARDS	4,480	4,592
Avg. Per Game	320	328
Total Plays	863	787
Avg. Per Play	5.1	5.8
NET YARDS RUSHING	1,819	2,161
Avg. Per Game	130.0	154.4
Total Rushes	415	439
Avg. Per Rush	4.4	4.9
NET YARDS PASSING	2,661	2,431
Sacked/Yards Lost	27/257	22/209
Gross Yards	2,918	2,640
Attempts/Completions	422/215	326/168
Pct. of Completions	50.1	51.5
Had Intercepted	27	25
PUNTS/AVERAGE	61/36.7	43/45.5
Net Punting Average	31.8	42.6
PUNT RET./AVG.	2/4.3	17/11.4
KICKOFF RET./AVG.	64/21.0	43/22.1
INT./AVG. RET.	25/15.0	27/21.7
PENALTIES/YARDS	47/427	38/362
FUMBLES/BALL LOST	46/21	30/18
TOUCHDOWNS	29	49
Rushing	6	21
Passing	23	21
Returns	0	7
EXTRA POINTS/ATTEMPTS	29/29	44/49
FIELD GOALS/ATTEMPTS	11/24	14/29

RUSHING					
	ATT	YDS	AVG	LG	TD
Perkins	200	815	4.1	47	4
Marsh	84	379	4.5	71	1
Lockett	66	280	4.3	21	0
Meredith	22	176	8.0	28	1
LeBaron	18	72	4.0	21	0
Dupre	16	60	3.7	12	0
Douglas	5	24	4.8	6	0
Howton	1	9	9.0	9	0
McIlhenny	2	4	2.0	4	0

COWBOYS					
	ATT	YDS	AVG	LG	TD
LeBaron	415	1,819	4.4	71	6
Opponents	439	2,161	4.9	40	21

RECEIVING					
	NO	YDS	AVG	LG	TD
Howton	56	785	14.2	53	4
Clarke	41	919	22.4	80†	9
Perkins	32	298	9.3	38	1
Bielski	26	377	15.1	28	3
Marsh	21	189	9.0	46	2
Lockett	15	114	7.6	26	2
Doran	13	153	11.3	29	2
Dupre	6	49	8.1	17	0
Gregory	3	30	10.0	13	0
McIlhenny	1	6	6.0	6	0
Douglas	1	-2	-2.0	-2	0

COWBOYS					
	YDS	AVG	LG	TD	
LeBaron	215	2,918	13.6	80†	23
Opponents	168	2,640	15.7	78	21

INTERCEPTIONS					
	NO	YDS	AVG	LG	TD
Bishop	8	172	21.5	57	0
Berich	3	48	16.0	28	0
Tubbs	3	33	11.0	33	0
Moegele	2	31	15.5	25	0
Harris	2	13	6.5	12	0
Frankchouser	1	23	23.0	23	0
Gregory	1	21	21.0	21	0
Dowdle	1	14	14.0	14	0
Healy	1	11	11.0	11	0
Howley	1	5	5.0	5	0
Livingston	1	3	3.0	3	0
Frost	1	0	0.0	0	0

PUNTING					
	NO	YDS	AVG	TB IN 20	LG
Green	61	2,236	36.7	5	63
Opp.	43	1,956	45.5	1	60

PUNT RETURNS					
	NO	FC	YDS	AVG	LG
Marsh	14	3	71	5.1	19
Livingston	6	0	20	3.3	12
Dupre	2	0	4	2.0	4
Perkins	1	2	8	8.0	8
Douglas	1	0	0	0.0	0

COWBOYS					
	YDS	AVG	LG	TD	
LeBaron	24	5	103	4.3	19
Opponents	17	27	194	11.4	66

SCORE BY QUARTERS							
	1	2	3	4	OT	T	
COWBOYS	54	44	69	69	0	236	
Opponents	81	119	85	95	0	380	

FIELD GOALS					
	2-19	20-29	30-39	40-49	50+
Green	7-9	1-4	2-3	0-4	0-1
Bielski	0-0	3-3	2-3	1-3	0-0

COWBOYS					
	YDS	AVG	LG	TD	
LeBaron	41M, 15.29M, 27(41M), (47M, 40M), (16.37M), (54M), (20B, 32), (22B, 32), (1), (1), (16M), (1), 0				
Opponents	(1), (0), (1), (0), (1), (1), (1), (1), (47M, 49M), (42, 32), (35), (29, 29), (27, 38M)				

SCORING							
	TDR	TD	TDR	FG	PAT	S	TP
Clarke	0	9	0	0	0	0	54
Bielski	0	3	0	6.9	10/10	0	46
Perkins	4	1	0	0	0	0	30
Green	0	0	0	5/15	19/19	0	24
Howton	0	4	0	0	0	0	24
Marsh	1	2	0	0	0	0	18
Doran	0	2	0	0	0	0	12
Lockett	0	2	0	0	0	0	12
Meredith	1	0	0	0	0	0	6

COWBOYS					
	YDS	AVG	LG	TD	
LeBaron	6	23	0	11/24	29/29
Opponents	21	21	7	14/29	44/49

- * Sample 39 interception return vs. Pittsburgh (9/17)
- Barnes 101 interception return vs. New York (10/15)
- Stacey 31 interception return vs. St. Louis (10/29)
- Stacey 34 interception return vs. St. Louis (10/29)
- Hackbart 33 interception return vs. Washington (11/5)
- Parnish 34 fumble return vs. Cleveland (12/3)
- Costello 30 fumble return vs. Cleveland (12/3)

USUAL STARTERS					
WR	TE	RB	QB	FB	K
Bill Howton	Bob Lilly	Tom Franchouser	Don Meredith	Amos Marsh	Allen Green
Bob Fry	Don Healy	Don Perkins	Don Meredith	Amos Marsh	Allen Green
Andy Overco (10)	John Houser (4)	Mike Connelly	Don Meredith (4)	Amos Marsh (7)	J.W. Lockett (7)
John Houser (4)	RE Nate Borden	Mike Falls	John Houser (3)	Amos Marsh (7)	J.W. Lockett (7)
Mike Connelly	LLB Chuck Howley (8)	Mike Dowdle (6)	John Houser (3)	Amos Marsh (7)	J.W. Lockett (7)
Charlie Granger (7)	MLB Jerry Tubbs	Bob McCreey (4)	John Houser (3)	Amos Marsh (7)	J.W. Lockett (7)
Bob McCreey (4)	RLB Gene Babb (9)	John Houser (3)	John Houser (3)	Amos Marsh (7)	J.W. Lockett (7)
John Houser (3)	Chuck Howley (5)	John Houser (3)	John Houser (3)	Amos Marsh (7)	J.W. Lockett (7)
Dick Bielski	LCB Warren Livingston (8)	John Houser (3)	John Houser (3)	Amos Marsh (7)	J.W. Lockett (7)
Frank Clarke	Jim Harris (4)	John Houser (3)	John Houser (3)	Amos Marsh (7)	J.W. Lockett (7)
Eddie LeBaron (10)	RCB Don Bishop	John Houser (3)	John Houser (3)	Amos Marsh (7)	J.W. Lockett (7)
Don Meredith (4)	SS Bob Berich (8)	John Houser (3)	John Houser (3)	Amos Marsh (7)	J.W. Lockett (7)
Don Perkins	Tom Franchouser (4)	John Houser (3)	John Houser (3)	Amos Marsh (7)	J.W. Lockett (7)
Amos Marsh (7)	FS Dick Moegele	John Houser (3)	John Houser (3)	Amos Marsh (7)	J.W. Lockett (7)
J.W. Lockett (7)	P Allen Green	John Houser (3)	John Houser (3)	Amos Marsh (7)	J.W. Lockett (7)
Allen Green (9)	Dick Bielski (5)	John Houser (3)	John Houser (3)	Amos Marsh (7)	J.W. Lockett (7)

||
||
||

1962 ★ DALLAS COWBOYS STATISTICS ★ 1962

FIFTH PLACE, EASTERN CONFERENCE
HEAD COACH: TOM LANDRY

PRESEASON (0-5)

Date	W/L	Score	Opponent	Att.
8/10	L	7-31	GREEN BAY	54,500
8/18	L	24-35	Detroit @ Cleveland	77,683
8/25	L	10-24	Balt. @ Roanoke	14,000
9/1	L	7-26	San Fran. @ Sac.	20,000
9/8	L	26-45	Minn. @ Atlanta	12,500

REGULAR SEASON (5-8-1)

9/16	T	35-35	WASHINGTON	15,730
9/23	L	28-30	PITTSBURGH	19,478
9/30	W	27-17	@ Los Angeles	26,907
10/7	L	10-19	@ Cleveland	44,040
10/14	W	41-19	PHILADELPHIA	18,645
10/21	W	42-27	@ Pittsburgh	23,106
10/28	L	24-28	ST. LOUIS	16,027
11/4	W	38-10	@ Washington	49,888
11/11	L	10-41	NEW YORK	45,668
11/18	L	33-34	CHICAGO	12,692
11/25	L	14-28	@ Philadelphia	58,070
12/2	W	45-21	CLEVELAND	24,226
12/9	L	20-52	@ St. Louis	14,102
12/16	L	31-41	@ New York	62,694

TEAM STATISTICS

	DALLAS	OPP
FIRST DOWNS	246	274
Rushing	101	93
Passing	136	166
Penalty	9	15
Third Down-Made/Att.	72/183	64/167
Third Down Efficiency	39.3	38.3
Fourth Down-Made/Att.	6/7	2/5
TOTAL NET YARDS	4,912	5,184
Avg. Per Game	350	370
Total Plays	843	848
Avg. Per Play	5.8	6.1
NET YARDS RUSHING	2,040	1,510
Avg. Per Game	145.7	107.9
Total Rushes	434	386
Avg. Per Rush	4.7	3.9
NET YARDS PASSING	2,883	3,688
Sacked/Yards Lost	29/232	25/216
Gross Yards	3,115	3,904
Attempts/Completions	380/200	437/233
Pct. of Completions	52.6	53.3
Had Intercepted	17	20
PUNTS/AVERAGE	57/45.4	63/40.6
Net Punting Average	40.7	37.8
PUNT RET./AVG.	18/4.5	28/6.8
KICKOFF RET./AVG.	59/20.5	63/23.5
INT./AVG. RET.	20/18.3	17/15.5
PENALTIES/YARDS	62/639	56/569
FUMBLES/BALL LOST	32/19	33/16
TOUCHDOWNS	51	52
Rushing	16	17
Passing	31	33
Returns	4	2
EXTRA POINTS/ATTEMPTS	50/51	49/52
FIELD GOALS/ATTEMPTS	14/27	13/22

RUSHING	ATT	YDS	AVG	LG	TD
Perkins	222	945	4.3	35	7
Marsh	144	802	5.6	70	6
Bullocks	33	196	6.0	73t	2
Meredith	21	74	3.5	9	0
Lockett	8	24	3.0	7	1
LeBaron	6	-1	-0.2	3	0
COWBOYS	434	2,040	4.7	73t	6
Opponents	386	1,510	3.9	35	17

RECEIVING	NO	YDS	AVG	LG	TD	SCORING	TDR	TDP	TDR1	FG	PAT	S	TP
Howton	49	706	14.1	69t	6	Baker	0	0	0	14/27	50/51	0	92
Clarke	47	1,043	22.2	66t	14	Clarke	0	14	0	0/0	0/0	0	84
Folkins	39	536	13.7	52	6	Marsh	6	2	1a	0/0	0/0	0	54
Marsh	35	467	13.3	85t	2	Perkins	7	0	0	0/0	0/0	0	42
Perkins	13	104	8.0	21	0	Folkins	0	6	0	0/0	0/0	0	36
Lockett	7	78	10.1	29t	2	Howton	0	6	0	0/0	0/0	0	36
Gregory	3	70	23.3	24	0	Bullocks	2	1	0	0/0	0/0	0	18
Bullocks	3	46	15.3	22t	1	Lockett	1	2	0	0/0	0/0	0	18
Norman	2	34	17.0	29	0	Gaechter	0	0	1b	0/0	0/0	0	6
Davis	2	31	15.5	24	0	Norton	0	0	1c	0/0	0/0	0	6
COWBOYS	200	3,115	15.6	85t	31	Bishop	0	0	1d	0/0	0/0	0	6
Opponents	233	3,904	16.8	86t	33	COWBOYS	16	31	4	14/27	50/51	0	398

INTERCEPTIONS	NO	YDS	AVG	LG	TD
Bishop	6	134	22.3	44	0
Gaechter	5	136	27.2	100t	1
Hubbs	4	35	8.7	21	0
Towley	2	33	16.5	21	0
Norton	2	21	10.5	21	0
Dowdle	1	7	7.0	7	0
COWBOYS	20	366	18.3	100t	1
Opponents	17	263	15.5	57t	1

PUNTING	NO	YDS	AVG	TB	IN20	LG	BL	NET
Baker	57	2,589	45.4	4	13	72	0	40.7
COWBOYS	57	2,589	45.4	4	13	72	0	40.7
Opp.	63	2,560	40.6	5	8	63	0	37.8

PUNT RETURNS	NO	FC	YDS	AVG	LG	TD
Lockett	8	4	45	5.6	17	0
Gaechter	7	7	32	4.5	15	0
Marsh	3	3	4	1.3	2	0
COWBOYS	18	14	81	4.5	17	0
Opponents	28	14	190	6.8	21	0

KICKOFF RETURNS	NO	YDS	AVG	LG	TD
Marsh	29	725	25.0	101t	1
Bullocks	14	265	18.9	62	0
Lockett	6	130	21.6	31	0
Davis	4	66	16.5	23	0
Norman	2	5	2.5	5	0
Gaechter	1	16	16.0	16	0
Talbert	1	0	0.0	0t	0
Cvercko	1	0	0.0	0t	0
Mermelaar	1	0	0.0	0t	0
COWBOYS	59	1,207	20.5	101t	1
Opponents	63	1,604	25.5	92t	1

SCORE BY QUARTERS	1	2	3	4	OT	T
COWBOYS	54	119	107	118	0	398
Opponents	65	124	56	157	0	402

FIELD GOALS	7-19	20-29	30-39	40-49	50+
Baker	4-4	1-2	5-10	3-5	1-6
COWBOYS	4-4	1-2	5-10	3-5	1-6
Opponents	5-7	1-1	3-5	3-7	1-5

Baker: (35M), (1) (35M,34.52M,48),(15,39M), (40, 50M,11),(1), (52M,37.54M,39M), (16), (42M, 53), (36,37), (34M), (15), (22M,25.47), (35, 55M,47M)

Opponents: (1),(1), (51), (51M,35.42), (36,9), (10, 52M,40,18B), (1), (14), (16,37), (21,41M, 15), (32M,35M,16M), (47M,52B), (49M, 42), (45M,50M)

PASSING	ATT	COMP	YDS	PCT	ATT	TD	PCT	PCT	LG	SKS/YDS	RATING	
Meredith	212	105	1,679	49.5	7.92	15	7.1	8	38	69t	14/113	84.2
LeBaron	166	95	1,436	57.2	8.65	16	9.6	9	5.4	85t	15/119	95.4
Baker	1	0	0	0.0	0.00	0	0.0	0	0	0/0	0/0	39.6
Lockett	1	0	0	0.0	0.00	0	0.0	0	0	0/0	0/0	39.6
COWBOYS	380	200	3,115	52.6	8.20	31	8.2	17	4.5	85t	29/232	88.7
Opponents	437	233	3,904	53.3	8.93	33	7.6	20	4.6	86t	25/216	89.8

USUAL STARTERS

WR	Bill Howton	LE	Bob Lilly
LT	Bob Fry	RT	Guy Reese
LG	Andy Cvercko	LT	John Meyers
C	Mike Connelly	RE	George Andrie
RG	Dale Mermelaar	LLB	Mike Dowdle
RT	Monte Clark (10)	MLB	Jerry Tubbs
DE	Talbert (4)	RLB	Chuck Howley
TE	Lee Folkins (11)	LCB	Mike Gaechter (9)
	Pettis Norman (3)		Cornell Green (3)
WR	Frank Clarke	RCB	Don Bishop
RB	Eddie LeBaron	SS	Jerry Norton
RB	Don Perkins	FS	Dick Nolan
FB	Amos Marsh	P	Sam Baker
K	Sam Baker		

Pro Bowlers in Bold

1963 ★ DALLAS COWBOYS STATISTICS ★ 1963

STAFF PLAYERS 2010 SEASON RECORDS PLAYOFF RECORDS 1963 STATISTICS SIDELINES

FIFTH PLACE, EASTERN CONFERENCE HEAD COACH: TOM LANDRY

PRESEASON (3-2)

Date	W/L	Score	Opponent	Att.
8/8	W	17-14	@ Los Angeles	70,675
8/17	L	10-31	GREEN BAY	53,121
8/24	L	17-20	L.A. @ Portland	9,349
8/30	W	37-24	San Fran. @ Baker.	29,247
9/7	W	27-17	Detroit @ N.O.	51,218

REGULAR SEASON (4-10)

9/14	L	7-34	ST. LOUIS	36,432
9/22	L	24-41	CLEVELAND	28,710
9/29	L	17-21	@ Washington	40,101
10/6	L	21-24	@ Philadelphia	60,671
10/13	W	17-14	DETROIT	27,264
10/20	L	21-37	@ New York	62,889
10/27	L	21-27	@ Pittsburgh	19,047
11/3	W	35-20	WASHINGTON	18,838
11/10	L	24-31	@ San Francisco	29,563
11/17	W	27-20	PHILADELPHIA	23,694
11/24	L	17-27	@ Cleveland	55,096
12/1	L	27-34	NEW YORK	29,653
12/8	L	19-24	PITTSBURGH	24,136
12/15	W	28-24	@ St. Louis	12,695

TEAM STATISTICS

	DALLAS	OPP
FIRST DOWNS	248	266
Rushing	105	114
Passing	132	139
Penalty	11	13
Third Down-Made/Att	62/169	69/171
Third Down Efficiency	36.7	40.4
Fourth Down-Made/Att	6/10	16/20
TOTAL NET YARDS	4,263	5,325
Avg. Per Game	304.5	380.4
Total Plays	839	878
Avg. Per Play	5.1	6.1
NET YARDS RUSHING	1,795	2,094
Avg. Per Game	128.2	149.6
Total Rushes	420	455
Avg. Per Rush	4.3	4.6
NET YARDS PASSING	2,468	3,231
Sacked/Yards Lost	44/331	20/161
Gross Yards	2,799	3,392
Attempts/Completions	375/200	403/202
Pct. of Completions	53.3	50.1
Had Intercepted	21	26
PUNTS/AVERAGE	71/44.2	52/41.5
Net Punting Average	40.6	37.8
PUNT RET./AVG.	23/7.7	36/4.9
KICKOFF RET./AVG.	48/22.9	46/24.5
INT./AVG. RET.	26/21.1	21/20.8
PENALTIES/YARDS	67/627	52/479
FUMBLES/BALL LOST	29/15	23/11
TOUCHDOWNS	40	48
Rushing	18	12
Passing	20	31
Returns	2	5
EXTRA POINTS/ATTEMPTS	38/40	45/48
FIELD GOALS/ATTEMPTS	9/20	15/32

RUSHING	ATT	YDS	AVG	LG	TD
Perkins	149	614	4.1	19	7
Marsh	99	483	4.9	41	5
Bullocks	96	341	3.6	17	2
Meredith	41	185	4.5	26	3
Stiger	31	140	4.5	4	1
Baker	1	15	15.0	15	0
Clarke	1	12	12.0	12	0
LeBaron	2	5	2.5	4	0
COWBOYS	420	1,795	4.3	41	18
Opponents	455	2,094	4.6	71	12

RECEIVING	NO	YDS	AVG	LG	TD
Clarke	43	833	19.4	75	10
Howton	33	514	15.6	44	3
Folkins	31	407	13.1	35	4
Marsh	26	224	8.6	35	0
Norman	18	341	18.9	49	3
Barnes	15	195	13.0	27	0
Perkins	14	84	6.0	20	0
Stiger	13	131	10.1	42	0
Bullocks	7	70	10.0	22	0
COWBOYS	200	2,799	14.0	75	20
Opponents	202	3,392	16.8	85	31

INTERCEPTIONS	NO	YDS	AVG	LG	TD
Green	7	211	34.5	55	0
Bishop	5	45	9.0	31	0
Gaechter	3	140	46.7	86	0
Jordan	3	41	13.6	23	0
Livingston	3	31	10.3	29	0
Tabbs	2	61	20.3	44	0
Howley	2	3	1.5	3	0
Edwards	1	17	17.0	17	0
COWBOYS	26	549	21.1	86	0
Opponents	21	437	20.8	82	5

PUNTING	NO	YDS	AVG	TB IN 20	LG	BL	NET
Baker	71	3,138	44.2	4	13	64	0 40.6
COWBOYS	71	3,138	44.2	4	13	64	0 40.6
Opp.	52	2,159	41.5	5	8	73	0 37.8

PUNT RETURNS	NO	FC	YDS	AVG	LG	TD
Stiger	14	2	141	10.1	45	0
Overton	5	5	32	6.4	14	0
Gaechter	2	2	2	1.0	2	0
Howley	1	0	0	0.0	0	0
Norman	1	0	0	0.0	0	0
COWBOYS	23	9	175	7.9	45	0
Opponents	36	13	176	4.9	26	0

KICKOFF RETURNS	NO	YDS	AVG	LG	TD
Stiger	18	432	24.0	66	0
Hayes, W.	2	48	24.0	25	0
Bullocks	19	453	23.8	56	0
Marsh	9	167	18.6	31	0
COWBOYS	48	1,100	22.9	66	0
Opponents	46	1,125	24.5	54	0

SCORE BY QUARTERS	1	2	3	4	OT	T
COWBOYS	68	124	48	65	0	305
Opponents	58	114	88	118	0	378

FIELD GOALS	7-19	20-29	30-39	40-49	50+
Baker	2-3	3-6	1-1	2-7	1-3
COWBOYS	2-3	3-6	1-1	2-7	1-3
Opponents	7-7	1-6	3-7	3-10	1-2

Baker: (41M),(13),(41 43M,40M),(1),(13),(1),(42M), (20M),(16M),(24,24M),(56M,33,27),(20, 26M,52M),(44M),(53,46),(1)

Opponents: (43,45),(32,15,50M),(49M,37M),(28B, 12,29M),(37M,48M,47M),(39,41M),(1), (29M,12,49),(45M,32),(32M),(24,10), (11,53),(17,44M,43B),(28,39M,26B,11)

SCORING	TDR	TDP	TDR1	FG	PAT	S	TP
Baker	0	0	0	9/20	38/40	0	65
Clarke	0	10	0	0/0	0/0	0	60
Perkins	7	0	0	0/0	0/0	0	42
Marsh	5	0	0	0/0	0/0	0	35
Folkins	0	4	0	0/0	0/0	0	24
Howton	0	3	0	0/0	0/0	0	18
Meredith	3	0	0	0/0	0/0	0	18
Norman	0	3	0	0/0	0/0	0	18
Bullocks	2	0	0	0/0	0/0	0	12
Green	0	0	1a	0/0	0/0	0	6
Lilly	0	0	1b	0/0	0/0	0	6
Stiger	1	0	0	0/0	0/0	0	6
COWBOYS	18	20	2	9/20	38/40	0	305
Opponents	12	31	5*	15/32	45/48	0	378

a 20 fumble return vs. Cleveland (11/24)
 b 42 fumble return vs. St. Louis (12/15)
 * Hill 58 interception return vs. St. Louis (9/14)
 Steffen 78 interception return vs. Washington (9/29)
 Lyneh 82 interception return vs. N.Y. Giants (10/20)
 Fichtner 36 interception return vs. Cleveland (11/24)
 Hillebrand 0 interception return vs. N.Y. Giants (12/1)

USUAL STARTERS

WR Bill Howton (6)	LE Bob Lilly (7)
Pettis Norman (5)	Larry Stephens (7)
Gary Barnes (3)	LT Guy Reese
LT Bob Fry (9)	RT John Meyers (7)
Tony Liscio (5)	Bob Lilly (7)
LG Jim Ray Smith (7)	RE George Andrie (10)
Lynn Hoyem (6)	Larry Stephens (3)
C Mike Connelly	LLB Chuck Howley
RG Dale Memmelaar	MLB Jerry Tubbs
RT Ed Nutting (7)	RLB Lee Roy Jordan (8)
Bob Fry (5)	Dave Edwards (6)
TE Lee Folkins	LCB Cornell Green
WR Frank Clarke	RCB Don Bishop
QB Don Meredith	SS Mike Gaechter (10)
RB Amos Marsh (9)	Jim Ridlon (4)
Jim Stiger (3)	FS Warren Livingston
FB Don Perkins (10)	P Sam Baker
Amos Bullocks (3)	
K Sam Baker	<i>Pro Bowlers in Bold</i>

PASSING	ATT	COMP	YDS	PCT	AVG	TD	PCT TD	INT	PCT INT	LG	SKS/YDS	RATING
Meredith	310	167	2,381	53.9	7.68	17	5.5	18	5.8	55	35/260	73.2
LeBaron	65	33	418	50.8	6.43	3	4.6	3	4.6	75	9/71	67.4
COWBOYS	375	200	2,799	53.3	7.46	20	5.3	21	5.6	75	44/331	71.9
Opponents	403	202	3,392	50.1	8.42	31	7.7	26	6.5	85	20/161	77.6

1964 ★ DALLAS COWBOYS STATISTICS ★ 1964

FIFTH PLACE, EASTERN CONFERENCE HEAD COACH: TOM LANDRY

PRESEASON (1-4)				
Date	W/L	Score	Opponent	Att.
8/8	L	6-17	@ Los Angeles	57,450
8/15	W	34-23	San Fran @ Port.	24,679
8/22	L	16-25	L.A. @ Portland	30,565
8/29	L	3-35	GREEN BAY	60,057
9/5	L	6-21	Chicago @N.O.	35,000
REGULAR SEASON (5-8-1)				
9/12	L	6-16	ST. LOUIS	36,605
9/20	W	24-18	WASHINGTON	25,158
9/27	L	17-23	@ Pittsburgh	35,594
10/4	L	6-27	@ Cleveland	72,062
10/11	T	13-13	NEW YORK	33,324
10/18	L	16-20	CLEVELAND	37,456
10/25	W	31-13	@St. Louis	28,253
11/1	W	24-10	@Chicago	47,527
11/8	W	31-21	@ New York	63,031
11/15	L	14-17	PHILADELPHIA	55,972
11/22	L	16-28	@ Washington	49,219
11/29	L	21-45	GREEN BAY	44,975
12/6	L	14-24	@ Philadelphia	60,671
12/13	W	17-14	Pittsburgh	35,271

TEAM STATISTICS	DALLAS	OPP
FIRST DOWNS	230	211
Rushing	89	71
Passing	119	121
Penalty	22	19
Third Down-Made/Att	65/199	65/201
Third Down Efficiency	32.7	32.3
Fourth Down-Made/Att	8/14	7/14
TOTAL NET YARDS	3,704	3,750
Avg. Per Game	264.6	267.9
Total Plays	893	860
Avg. Per Play	4.1	4.4
NET YARDS RUSHING	1,691	1,504
Avg. Per Game	120.8	107.4
Total Rushes	421	438
Avg. Per Rush	4.0	3.4
NET YARDS PASSING	2,013	2,246
Sacked/Yards Lost	68/503	45/325
Gross Yards	2,516	2,571
Attempts/Completions	404/192	377/172
Pct. of Completions	47.5	45.6
Had Intercepted	24	18
PUNTS/AVERAGE	78/38.9	80/43.5
Net Punting Average	34.4	33.5
PUNT RET./AVG.	40/11.5	19/2.6
KICKOFF RET./AVG.	46/24.0	50/21.6
INT./AVG. RET.	18/17.6	24/15.0
PENALTIES/YARDS	97/952	75/781
FUMBLES/BALL LOST	39/19	26/20
TOUCHDOWNS	30	34
Rushing	15	6
Passing	10	22
Returns	5	6
EXTRA POINTS/ATTEMPTS	28/29	32/34
FIELD GOALS/ATTEMPTS	14/29	17/28

	PASSING	ATT	COMP	YDS	PCT	AVG	PCT	INT	PCT	INT	LG	SKS/YDS	RATING
Meredith	323	158	2,143	48.9	6.63	9	2.8	16	5.0	49	58/416	59.0	
Roach	68	32	349	47.1	5.13	1	1.5	6	8.8	37	10/87	31.1	
Lothridge	9	2	24	22.2	2.66	0	0.0	2	22.2	13	0.0	39.6	
Clarke	1	0	0	0.0	0.00	0	0.0	0	0.0	0	0.0	39.6	
Stiger	1	0	0	0.0	0.00	0	0.0	0	0.0	0	0.0	39.6	
Dunn	2	0	0	0.0	0.00	0	0.0	0	0.0	0	0.0	39.6	
COWBOYS	404	192	2,516	47.5	6.23	10	2.5	24	5.9	49	68/503	51.4	
Opponents	377	172	2,571	45.6	6.82	22	5.8	18	4.8	59	45/325	68.1	

RUSHING	ATT	YDS	AVG	LG	TD
Perkins	174	768	4.6	59	6
Marsh	100	401	4.0	28	2
Stiger	68	280	4.1	64	1
Dunn	26	103	4.0	14	1
Meredith	32	81	2.5	17	4
Clarke	10	46	4.6	21	0
Folkins	1	9	9.0	9	0
Roach	8	9	1.1	11	0
Lothridge	2	-6	-3.0	2	1
COWBOYS	421	1,691	4.0	64	15
Opponents	438	1,504	3.4	71	6

RECEIVING	NO	YDS	AVG	LG	TD
Clarke	65	973	15.0	49	5
McDonald	46	612	13.3	48	2
Norman	24	311	13.0	37	2
Perkins	15	155	10.3	37	0
Marsh	15	131	8.7	32	0
Dial	11	178	17.1	41	0
Stiger	9	85	9.4	31	1
Folkins	5	41	8.2	11	0
Dunn	2	30	15.0	18	0
COWBOYS	192	2,516	13.1	49	10
Opponents	172	2,571	14.9	59	22

INTERCEPTIONS	NO	YDS	AVG	LG	TD
Rentro	7	110	15.7	39	1
Ridlon	4	121	30.3	74	1
Howley	2	27	13.5	21	0
Tubbs	2	27	13.5	26	0
Livingston	1	27	27.0	27	0
Jordan	1	3	3.0	3	0
Edwards	1	1	1.0	1	0
COWBOYS	18	316	17.6	74	2
Opponents	24	345	15.0	54	4

PUNTING	NO	YDS	AVG	TB	IN20	LG	BL	NET
Lothridge	62	2,501	40.3	7	12	75	1	35.8
Folkins	15	497	33.1	0	3	48	0	28.3
Howley	1	37	37.0	0	0	37	0	37.0
COWBOYS	78	3,035	38.9	7	15	75	1	34.4
Opp.	80	3,478	43.5	9	17	74	0	33.5

PUNT RETURNS	NO	FC	YDS	AVG	LG	TD
Rentro	32	9	418	13.1	69	1
McDonald	2	2	17	8.5	9	0
Gaechter	5	1	24	4.8	16	0
Stiger	1	4	0	0.0	0	0
COWBOYS	40	16	459	11.5	69	1
Opponents	19	29	52	2.6	24	0

KICKOFF RETURNS	NO	YDS	AVG	LG	TD
Rentro	40	1,017	25.4	65	0
Dunn	2	33	16.5	18	0
Gaechter	1	31	31.0	31	0
Bullocks	1	19	19.0	19	0
Marsh	1	2	2.0	2	0
Folkins	1	0	0.0	0	0
COWBOYS	46	1,102	24.0	65	0
Opponents	50	1,081	21.6	51	0

SCORE BY QUARTERS	1	2	3	4	OT	T
COWBOYS	60	74	37	79	0	250
Opponents	47	81	62	99	0	289

FIELD GOALS	7-19	20-29	30-39	40-49	50+
Van Raaphorst	6-9	2-3	4-6	2-9	0-2
COWBOYS	6-9	2-3	4-6	2-9	0-2
Opponents	3-4	2-3	8-9	4-11	0-1

Van Raaphorst: (j.)	(48M,15.40M),(16),(258,198),
	(50M,19.16,40M,35M),(34,20,37),
	(20),(41,49M),(52M,43),(47M,16M,
	48M),(39M,15.32,12M,38),(j.),
	(10,48M)
Opponents: (37.50M,41.32),(31,41,32),(36,49M,	
	30M),(19,21),(j),(34,30,47M),(39,49M,
	16),(12,48M),(j),(43),(47M,40M,78),
	(25,29M),(42M,48),(j)

SCORING	TDR	TDP	TDR1	FG	PAT	S	TP
Van Raaphorst	0	0	14/29	28/29	0	70	0
Perkins	6	0	0	0/0	0/0	36	0
Clarke	0	5	0	0/0	0/0	30	0
Meredith	4	0	0	0/0	0/0	24	0
Marsh	2	0	0	0/0	0/0	12	0
McDonald	0	2	0	0/0	0/0	12	0
Norman	0	2	0	0/0	0/0	12	0
Ridlon	0	0	2a	0/0	0/0	12	0
Rentro	0	0	2b	0/0	0/0	12	0
Stiger	1	1	0	0/0	0/0	12	0
Dunn	1	0	0	0/0	0/0	6	0
Livingston	0	0	1c	0/0	0/0	6	0
Lothridge	1	0	0	0/0	0/0	6	0
COWBOYS	15	10	5	14/29	28/29	0	250
Opponents	6	22	6*	17/28	32/34	1	289

- a 74 interception return vs. N.Y. Giants (11/8)
- 63 fumble return vs. Philadelphia (12/6)
- b 39 interception return vs. Washington (9/20)
- 69 punt return vs. Green Bay (11/29)
- c 17 fumble return vs. Green Bay (11/29)
- * Parish 54 interception return vs. Cleveland (10/18)
- Reger 6 interception return vs. Washington (11/22)
- Krause 35 interception return vs. Washington (11/22)
- Jordan 60 Fumble return vs. Green Bay (11/29)
- Aldridge 29 fumble return vs. Green Bay (11/29)
- Scarpati interception return vs. Philadelphia (12/6)
- + Edwards fumble recovery in end zone vs. Washington (9/20)

USUAL STARTERS			
WR	Tommy McDonald	LE	George Andrie
LT	Tony Lisoto	LT	Jim Colvin
LG	Jake Kupp (10)	RT	Bob Lilly
	Joe Bob Isbell (4)	RE	Larry Stephens
C	Mike Connelly	LLB	Chuck Howley (9)
RG	Joe Bob Isbell (6)		Dave Edwards (4)
	Ray Schoenke (4)	MLB	Jerry Tubbs
	Dave Manders (3)	RLB	Lee Roy Jordan
RT	Ray Schoenke (6)	LCB	Cornell Green
	Bob Fry (5)	RCB	Don Bishop (7)
TE	Pettis Norman	Warren Livingston (7)	
WR	Frank Clarke	SS	Jim Ridlon (10)
QB	Don Meredith (10)		Mike Gaechter (4)
	John Roach (4)	FS	Mei Rentro
RB	Jim Stiger (8)	P	Billy Lothridge (12)
	Amos Marsh (5)		
FB	Don Perkins		
K	Dick Van Raaphorst		<i>Pro Bowlers in Bold</i>

1965 ★ DALLAS COWBOYS STATISTICS ★ 1965

STAFF PLAYERS 2010 SEASON RECORDS PLAYOFF RECORDS STATISTICS SIDELINES

SECOND PLACE, EASTERN CONFERENCE HEAD COACH: TOM LANDRY

PRESEASON (2-3)			
Date	W/L	Score	Opponent
8/17	L	0-9	@ Los Angeles
8/21	L	7-27	San Fran. @Port.
8/28	W	21-12	GREEN BAY
9/3	L	17-57	Minn. @ Birm.
9/11	W	34-21	Chicago @ Tulsa
REGULAR SEASON (7-7)			
9/19	W	31-2	NEW YORK
9/26	W	27-7	WASHINGTON
10/4	L	13-20	@ St. Louis
10/10	W	24-35	PHILADELPHIA
10/17	L	17-23	@ Cleveland
10/24	L	3-13	@ Green Bay
10/31	L	13-22	@ Pittsburgh
11/7	W	39-31	SAN FRANCISCO
11/14	W	24-17	PITTSBURGH
11/21	L	17-24	CLEVELAND
11/28	L	31-34	@ Washington
12/5	W	21-19	@ Philadelphia
12/11	W	27-23	ST. LOUIS
12/19	W	38-20	@ New York
PLAYOFF BOWL GAME (Miami)			
1/9/66	L	3-35	Baltimore

RUSHING	ATT	YDS	AVG	LG	TD
Perkins	177	690	3.9	43	0
Smith	86	295	3.4	24	2
Meredith	35	247	6.9	22	1
Dunn	54	171	3.2	12	2
Reeves	33	102	3.1	13	2
Clarke	8	58	7.3	21	0
Stiger	11	50	4.5	16	0
Rhorne	4	11	2.8	16	0
Whitfield	1	0	0.0	0	0
Hayes	4	-8	-2.0	11	1
Morton	3	-8	-2.7	5	0
COWBOYS	416	1,608	3.9	43	8
Opponents	422	1,444	3.4	29	13

RECEIVING	NO	YDS	AVG	LG	TD
Hayes	46	1,003	21.8	82	12
Clarke	41	682	16.6	53	4
Dial	17	283	16.7	46	1
Gent	16	233	14.6	20	2
Perkins	14	142	10.2	27	0
Norman	11	110	10.0	21	3
Reeves	9	210	23.3	47	1
Dunn	8	74	9.3	22	1
Smith	5	10	2.0	5	1
Stiger	1	9	9.0	9	0
COWBOYS	168	2,756	16.4	82	25
Opponents	205	3,063	15.0	72	17

INTERCEPTIONS	NO	YDS	AVG	LG	TD
Green	3	49	16.3	43	0
Livingston	3	5	1.7	5	0
Logan	3	5	1.7	3	0
Renfro	2	92	46.0	90	1
Gaechter	2	21	10.5	19	0
Tubbs	2	9	4.5	8	0
Edwards	2	0	0.0	0	0
Lilly	1	17	17.0	17	1
COWBOYS	18	198	11.0	90	2
Opponents	18	265	14.7	48	0

PUNTING	NO	YDS	AVG	TB	IN20	LG	BL	NET
Villanueva	60	2,505	41.8	8	12	58	0	37.9
Ridgway	13	510	39.2	0	3	44	0	34.1
COWBOYS	73	3,015	41.3	8	15	58	0	37.2
Opp.	71	3,043	42.9	6	20	64	1	36.8

PUNT RETURNS	NO	FC	YDS	AVG	LG	TD
Renfro	24	4	145	6.0	35	0
Hayes	12	2	153	12.8	47	0
Stiger	3	1	14	4.7	13	0
COWBOYS	39	7	312	8.0	47	0
Opponents	26	24	139	5.3	67	0

KICKOFF RETURNS	NO	YDS	AVG	LG	TD
Renfro	21	630	30.0	100	1
Hayes	17	450	26.5	66	0
Reeves	2	45	22.5	24	0
Stiger	2	28	14.0	17	0
Neely	1	13	13.0	13	0
COWBOYS	43	1,166	27.1	100	1
Opponents	63	1,229	19.3	40	0

SCORE BY QUARTERS	1				2				3				4				OT			
	T	OT	T	OT	T	OT	T	OT	T	OT	T	OT	T	OT	T	OT				
COWBOYS	78	97	44	106	0	325														
Opponents	65	75	79	61	0	280														

FIELD GOALS	7-9		20-29		30-39		40-49		50+	
	M	A	M	A	M	A	M	A	M	A
COWBOYS	6-8	5-6	4-6	4-6	1-7	0-0				
Opponents	6-7	4-6	3-10	4-6	0-10					

Villanueva: (41),(43M,27.47M,7),(28,19),(42M,35),(16),(20),(32M),(16,37B,34),(33,46M),(10),(25M,29,45M,44B),(19B,41M),(31,14),(25)

Opponents: (1),(1),(51B,37,28),(31B),(48,47B,16,19,20M),(44,22),(33M,18),(10,25B),(32),(46,37B),(35B),(33,19,34M,27,37B,20,19B),(18,41),(33M,42B)

SCORING	TDR	TD	TDRI	FG	PAT	S	TP
Villanueva	0	0	0	37/38	16/27	0	85
Hayes	1	12	0	0/0	0/0	0	78
Clarke	0	4	0	0/0	0/0	0	24
Dunn	2	1	0	0/0	0/0	0	18
Norman	0	3	0	0/0	0/0	0	18
Reeves	2	1	0	0/0	0/0	0	18
Smith	2	1	0	0/0	0/0	0	18
Gent	0	2	0	0/0	0/0	0	12
Renfro	0	0	2a	0/0	0/0	0	12
Andrie	0	0	1b	0/0	0/0	0	6
Dial	0	1	0	0/0	0/0	0	6
Gaechter	0	0	1c	0/0	0/0	0	6
Green	0	0	1d	0/0	0/0	0	6
Lilly	0	0	1e	0/0	0/0	0	6
Logan	0	0	1f	0/0	0/0	0	6
Meredith	1	0	0	0/0	0/0	0	6
COWBOYS	8	25	7	37/40	16/27	0	325
Opponents	13	17	3*	29/33	17/30	1+	280

a 90 interception return vs. St. Louis (10/4)
 100 kickoff return vs. San Francisco (11/7)
 b fumble recovery in end zone vs. San Francisco (11/7)
 c 60 field goal return vs. Washington (11/28)
 d 5 fumble return vs. Washington (11/28)
 e 17 interception return vs. San Francisco (12/17)
 f 60 field goal return vs. N.Y. Giants (12/19)
 * Tarasovic 62 fumble return vs. Philadelphia (10/10)
 Folkins 15 fumble return vs. Pittsburgh (11/14)
 Kelly 67 punt return vs. Cleveland (11/21)
 + Dallas high snap in end zone vs. N.Y. Giants (9/19)

TEAM STATISTICS	DALLAS	OPP
FIRST DOWNS	211	240
Rushing	87	80
Passing	108	138
Penalty	16	22
Third Down-Made/Att.	61/180	76/204
Third Down Efficiency	33.9	37.2
Fourth Down-Made/Att.	11/14	3/11
TOTAL NET YARDS	3,995	4,192
Avg. Per Game	285.4	299.4
Total Plays	833	885
Avg. Per Play	4.8	4.7
NET YARDS RUSHING	1,608	1,444
Avg. Per Game	114.9	103.1
Total Rushes	416	422
Avg. Per Rush	3.9	3.4
NET YARDS PASSING	2,387	2,748
Sacked/Yards Lost	55/369	39/315
Gross Yards	2,756	3,063
Attempts/Completions	362/168	424/205
Pct. of Completions	46.4	48.3
Had Intercepted	18	18
PUNTS/AVERAGE	73/41.3	71/42.9
Net Punting Average	37.2	36.8
PUNT RET./AVG.	39/8.0	26/5.3
KICKOFF RET./AVG.	43/27.1	63/19.3
INT./AVG. RET.	18/11.0	18/14.7
PENALTIES/YARDS	78/710	50/483
FUMBLES/BALL LOST	31/17	37/20
TOUCHDOWNS	40	33
Rushing	8	13
Passing	25	17
Returns	7	3
EXTRA POINTS/ATTEMPTS	37/40	29/33
FIELD GOALS/ATTEMPTS	16/27	17/30

	PASSING		ATT		COMP		YDS		PCT		PCT		PCT		LG	SKS/YDS	RATING
	ATT	COMP	YDS	PCT	ATT	TD	INT	INT	LG	SKS/YDS	RATING						
Meredith	305	141	2,415	46.2	7.92	22	7.2	13	4.3	65	38/257	79.9					
Morton	34	17	173	50.0	5.09	2	2.9	4	5.7	49	10/68	45.0					
Rhorne	21	9	157	42.9	7.48	1	4.8	1	4.8	82	7/44	65.0					
Reeves	2	1	11	50.0	5.50	0	0.0	0	0.0	11	0/0	66.7					
COWBOYS	362	168	2,756	46.4	7.61	25	6.9	18	5.0	82	55/369	74.8					
Opponents	424	205	3,063	48.3	7.22	17	4.0	18	4.2	72	39/315	68.2					

USUAL STARTERS			
WR Bob Hayes	LE Maury Youmans	LT Jim Boeke	LT Jim Colvin
LG Jake Kupp	RT Bob Lilly	C Dave Manders	RE George Andrie
RG Leon Donohue	LLB Chuck Howley	RT Ralph Neely	MLB Jerry Tubbs
TE Frank Clarke	RLB Dave Edwards	WR Buddy Dial (7)	LCB Cornell Green
Pete Gent (7)	RCB Warren Livingston	CB Don Meredith	SS Obert Logan (9)
DB Perry Lee Dunn (7)	Mike Gaechter (5)	Dan Reeves (4)	FS Mel Renfro
J.D. Smith (3)	Danny Villanueva (11)	FB Don Perkins	P Colin Ridgway (3)
K Danny Villanueva			

Pro Bowlers in Bold

1968 ★ DALLAS COWBOYS STATISTICS ★ 1968

FIRST PLACE CAPITOL DIVISION
HEAD COACH: TOM LAIRDY

PRESEASON (3-3)

Date	W/L	Score	Opponent	Att.
8/3	L	24-30	Chicago @ Canton	14,578
8/11	W	16-14	@ San Francisco	27,530
8/17	W	42-10	@ Los Angeles	64,978
8/24	L	27-31	GREEN BAY	72,014
8/31	W	33-19	@ Houston	52,819
9/7	L	10-16	BALTIMORE	69,520

REGULAR SEASON (12-2)

9/15	W	59-13	DETROIT	61,382
9/22	W	28-7	CLEVELAND	68,733
9/29	W	45-13	@ Philadelphia	60,858
10/6	W	27-10	@ St. Louis	48,296
10/13	W	34-14	PHILADELPHIA	72,083
10/20	W	20-7	@ Minnesota	47,644
10/28	L	17-28	GREEN BAY	74,604
11/3	W	17-3	@ New Orleans	84,728
11/10	L	21-27	NEW YORK	72,163
11/17	W	44-24	@ Washington	50,816
11/24	W	34-3	@ Chicago	46,667
11/28	W	29-20	WASHINGTON	66,076
12/8	W	28-7	PITTSBURGH	55,069
12/15	W	28-10	@ New York	62,617

1968 EASTERN CHAMPIONSHIP GAME

12/21	L	20-31	@ Cleveland	81,497
-------	---	-------	-------------	--------

PLAYOFF BOWL GAME

(Miami)

1/5/69	W	17-13	Minnesota	22,961
--------	---	-------	-----------	--------

TEAM STATISTICS

	DALLAS	OPP
FIRST DOWNS	297	202
Rushing	135	61
Passing	143	123
Penalty	19	18
Third Down-Made/Att.	87/188	66/193
Third Down Efficiency	46.3	34.2
Fourth Down-Made/Att.	6/6	6/12
TOTAL NET YARDS	5,117	3,633
Avg. Per Game	365.5	259.5
Total Plays	913	863
Avg. Per Play	5.6	4.2
NET YARDS RUSHING	2,091	1,195
Avg. Per Game	149.4	85.4
Total Rushes	480	369
Avg. Per Rush	4.4	3.2
NET YARDS PASSING	3,026	2,438
Sacked/Yards Lost	34/269	51/400
Gross Yards	3,295	2,838
Attempts/Completions	399/217	428/220
Pct. of Completions	54.4	51.4
Had Intercepted	18	26
PUNTS/AVERAGE	59/40.9	77/40.4
Net Punting Average	36.4	33.7
PUNT RET./AVG.	30/13.5	25/5.1
KICKOFF RET./AVG.	39/21.6	68/19.5
INT./AVG. RET.	26/10.6	18/20.5
PENALTIES/YARDS	77/751	54/657
FUMBLE/BALL LOST	21/15	21/15
TOUCHDOWNS	54	23
Rushing	22	2
Passing	25	20
Returns	7	1
EXTRA POINTS/ATTEMPTS	54/54	21/23
FIELD GOALS/ATTEMPTS	17/29	9/22

RUSHING	ATT	YDS	AVG	LG	TD
Perkins	191	836	4.4	28T	4
Baynham	103	438	4.3	22T	5
Garrison	45	271	5.9	22	5
Shy	64	179	2.8	17T	1
Reeves	40	178	4.5	25	4
Meredith	22	123	5.6	16	1
Norman	4	51	12.8	26	0
Morton	4	28	7.0	12	2
Hayes	4	2	0.5	0	0
Gent	2	-5	-2.5	-5	0
COWBOYS	480	2,071	4.4	28T	22
Opponents	369	1,195	3.2	27	2

RECEIVING	NO	YDS	AVG	LG	TD
Rentzel	54	1,009	18.7	65T	6
Hayes	53	909	17.2	54T	10
Baynham	29	380	13.1	40	3
Norman	18	204	11.3	34	1
Perkins	17	180	11.1	24	2
Gent	16	194	12.1	22	0
Shy	10	105	10.5	41	0
Garrison	7	111	15.9	53	0
Reeves	7	84	12.0	21	1
Homan	4	92	23.0	36T	1
Wright	1	15	15.0	15T	1
Randle	1	12	12.0	12	0
COWBOYS	217	3,296	15.2	65T	25
Opponents	220	2,838	12.9	80T	20

INTERCEPTIONS	NO	YDS	AVG	LG	TD
Howley	6	115	19.2	58	1
Green	4	73	18.3	55T	1
Gaechter	3	23	7.6	17	0
Jordan	3	17	5.7	7	0
Johnson	3	3	1.0	3	0
Renfro	3	5	1.7	5	0
Daniels	2	25	12.5	17	0
Simmons	1	8	8.0	8	0
Cole	1	5	5.0	5	1
COWBOYS	26	275	10.6	58	3
Opponents	18	335	20.5	89	1

PUNTING	NO	YDS	AVG	TB IN20	LG	BL	NET
Witby	59	2,415	40.9	7	17	84	36.4
COWBOYS	59	2,415	40.9	7	17	84	36.4
Opp.	77	3,119	40.4	6	22	57	33.7

PUNT RETURNS	NO	FC	YDS	AVG	LG	TD
Hayes	15	9	312	20.8	90T	2
Rentzel	14	12	93	6.6	27	0
Homan	1	0	0	0.0	0	0
Gaechter	0	1	0	0.0	0	0
COWBOYS	30	23	405	13.5	90T	2
Opponents	25	16	128	5.1	48	0

KICKOFF RETURNS	NO	YDS	AVG	LG	TD
Baynham	23	590	25.7	40	0
Daniels	9	193	21.5	32	0
Neely	3	17	5.6	9	0
Homan	2	21	10.5	21	0
Hayes	1	20	20.0	20	0
Norman	1	0	0.0	0	0
COWBOYS	39	843	21.6	40	0
Opponents	68	1,326	19.5	53	0

SCORE BY QUARTERS	1	2	3	4	OT	T
COWBOYS	72	133	85	141	0	431
Opponents	19	68	59	40	0	186

FIELD GOALS	7-19	20-29	30-39	40-49	50+
Clark	6-6	7-8	1-6	2-6	1-3
COWBOYS	6-6	7-8	1-6	2-6	1-3
Opponents	3-3	3-3	3-11	0-4	0-1

Clark: (52M,16.46M),(33M),(26),(14.50),(35M,26.21),(12.21,53M),(16.47M),(20),(1),(45,34.13),(34M,21,29M,31M,38M,49.47M),(18,25),(48M)(1)
Opponents: (48M,36B),(23,13),(32,35M),(47M),(31B,45B),(37M),(57M,37M,38),(25,10),(37),(21,34M),(1),(45M),(12,32M,32B)

SCORING	TDR	TDP	TDR1	FG	PAT	S	TP
M. Clark	0	0	0	17/29	54/54	0	105
Hayes	0	0	10	2a	0/0	0/0	72
Baynham	5	3	0	0/0	0/0	0/0	48
Perkins	4	2	0	0/0	0/0	0/0	36
Rentzel	0	6	0	0/0	0/0	0/0	36
Garrison	5	0	0	0/0	0/0	0/0	30
Reeves	4	1	0	0/0	0/0	0/0	30
Cole	0	0	2b	0/0	0/0	0/0	12
Morton	2	0	0	0/0	0/0	0/0	12
Green	0	0	1c	0/0	0/0	0/0	6
Homan	0	1	0	0/0	0/0	0/0	6
Howley	0	0	1d	0/0	0/0	0/0	6
Meredith	1	0	0	0/0	0/0	0/0	6
Shy	1	0	0	0/0	0/0	0/0	6
Townes	0	0	1e	0/0	0/0	0/0	8
Norman	0	1	0	0/0	0/0	0/0	2
Wright	0	1	0	0/0	0/0	0/0	6
Pugh	0	0	0	0/0	0/0	1	2
COWBOYS	22	25	7	17/29	54/54	1+	431
Opponents	2	20	1*	9/22	21/23	0	186

a 90 punt return vs. Pittsburgh (12/8)

b 63 punt return vs. N.Y. Giants (12/15)

c 21 fumble return vs. Washington (11/17)

d 5 interception return vs. Washington (11/28)

e 35 interception return vs. Minnesota (10/20)

d 35 interception return vs. Detroit (9/15)

e 20 fumble return vs. Cleveland (9/22)

* Pugh forced fumble in end zone vs. Washington (11/28)

* Hanburger 30 interception return vs. Washington (11/17)

USUAL STARTERS

WR	Bob Hayes	LE	Larry Cole (10)
LT	Tony Lisco	RT	Willie Townes (4)
LG	John Niland	LT	Jethro Pugh
C	Malcolm Walker	RT	Bob Lilly
RG	John Wilbur	RE	George Andrie
RT	Ralph Neely	LLB	Chuck Howley
TE	Pettis Norman	MLB	Lee Roy Jordan
WR	Lance Rentzel	RLB	Dave Edwards
QB	Don Meredith	LCB	Cornell Green
RB	Craig Baynham (8)	RCB	Mike Johnson
	Dan Reeves (4)	SS	Mike Gaechter
FB	Don Perkins	FS	Mel Renfro (8)
K	Mike Clark		Dick Daniels (8)
		P	Ron Witby

Pro Bowlers in Bold

PASSING	ATT	COMP	YDS	PCT	AVG	ATT	TD	PCT	PCT	LG	SKS/YDS	RATING
Meredith	309	171	2,500	55.3	8.09	21	6.8	12	3.9	65t	30/180	88.3
Morton	85	44	752	51.8	8.85	4	4.7	6	7.1	53	4/39	68.2
Reeves	4	2	43	50.0	10.75	0	0.0	0	0.0	24	0/0	101.8
Baynham	1	0	0	0.0	0.00	0	0.0	0.0	0.0	0	0/0	39.6
COWBOYS	399	217	3,295	54.4	8.26	25	6.3	18	4.5	65t	34/269	84.1
Opponents	428	220	2,838	51.4	6.63	20	4.7	26	6.1	80t	51/400	63.9

1969 ★ DALLAS COWBOYS STATISTICS ★ 1969

FIRST PLACE CAPITOL DIVISION HEAD COACH: TOM LANDRY

PRESEASON (4-2)		
Date	W/L Score	Opponent Att.
8/8	L 17-24	@ Los Angeles 87,381
8/17	W 20-17	@ San Francisco 33,894
8/23	W 31-13	GREEN BAY 73,764
8/28	W 14-11	@ Houston 55,310
9/6	W 25-9	N.Y. JETS 74,771
9/14	L 7-23	BALTIMORE 58,975

REGULAR SEASON (11-2-1)		
Date	W/L Score	Opponent Att.
9/21	W 24-3	ST. LOUIS 62,134
9/28	W 21-17	@ New Orleans 79,567
10/5	W 38-7	@ Philadelphia 60,658
10/12	W 24-17	@ Atlanta 54,833
10/19	W 49-14	PHILADELPHIA 71,509
10/27	W 25-3	NEW YORK 58,964
11/2	L 10-42	@ Cleveland 84,850
11/9	W 33-17	NEW ORLEANS 68,282
11/16	W 41-28	@ Washington 50,474
11/23	L 23-24	@ Los Angeles 79,105
11/27	T 24-24	SAN FRANCISCO 62,348
12/7	W 10-7	@ Pittsburgh 24,990
12/13	W 27-10	BALTIMORE 63,191
12/21	W 20-10	WASHINGTON 56,924

1969 EASTERN CHAMPIONSHIP GAME		
12/28	L 14-38	CLEVELAND 69,321

PLAYOFF BOWL GAME (Miami)		
1/3/70	L 0-31	Los Angeles 31,151

TEAM STATISTICS	DALLAS	OPP
FIRST DOWNS	275	203
Rushing	133	52
Passing	125	141
Penalty	17	10
Third Down-Made/Att.	82/197	64/191
Third Down Efficiency	41.6	33.5
Fourth Down-Made/Att.	2/6	3/8
TOTAL NET YARDS	5,122	3,707
Avg. Per Game	365.9	264.8
Total Plays	931	826
Avg. Per Play	5.5	4.5
NET YARDS RUSHING	2,276	1,050
Avg. Per Game	162.6	75.0
Total Rushes	532	313
Avg. Per Rush	4.3	3.4
NET YARDS PASSING	2,846	2,657
Sacked/Yards Lost	44/366	55/452
Gross Yards	3,212	3,109
Attempts/Completions	355/189	458/235
Pct. of Completions	53.2	51.3
Had Intercepted	18	24
PUNTS/AVERAGE	63/43.3	82/42.2
Net Punting Average	37.2	37.7
PUNT RET./AVG.	38/7.2	43/7.1
KICKOFF RET./AVG.	36/19.9	64/19.4
INT./AVG. RET.	24/14.1	18/9.3
PENALTIES/YARDS	81/840	58/680
FUMBLES/BALL LOST	28/12	23/11
TOUCHDOWNS	44	28
Rushing	17	3
Passing	24	23
Returns	3	2
EXTRA POINTS/ATTEMPTS	43/44	28/28
FIELD GOALS/ATTEMPTS	20/36	9/25

RUSHING	ATT	YDS	AVG	LG	TD
Hill	204	942	4.6	55	8
Garrison	176	818	4.6	21	2
Reeves	59	173	2.9	12	4
Shy	42	154	3.7	23	1
Morton	16	62	4.0	15	1
Staubach	15	60	4.0	19	1
Welch	6	21	3.5	6	0
Norman	5	20	4.0	21	0
Hayes	4	17	4.3	6	0
Rentzel	2	11	5.5	14	0
Baynham	3	-2	-0.6	2	0
COWBOYS	532	2,276	4.3	55	17
Opponents	313	1,050	3.4	25	3

RECEIVING	NO	YDS	AVG	LG	TD
Rentzel	43	969	22.3	75	12
Hayes	40	746	18.7	67	4
Hill	20	232	11.6	28	0
Reeves	18	187	10.4	29	1
Ditka	17	369	21.7	51	3
Norman	13	238	18.3	31	3
Garrison	13	131	10.1	25	0
Horman	12	240	20.0	66	0
Shy	8	124	15.5	49	1
Conrad	4	74	18.5	34	0
Wright	1	12	12.0	12	0
COWBOYS	189	3,212	17.0	75	24
Opponents	235	3,109	13.2	88	23

INTERCEPTIONS	NO	YDS	AVG	LG	TD
Renfro	10	118	11.8	41	0
Gaechter	3	72	24.0	37	0
Jordan	2	38	19.0	38	0
Howley	2	37	18.5	28	0
P. Clark	2	2	1.0	2	0
Green	2	0	0.0	0	0
Cole	1	41	41.0	41	1
Brown	1	31	31.0	31	0
Edwards	1	0	0.0	0	0
COWBOYS	24	339	14.1	41	1
Opponents	18	167	9.3	56	1

PUNTING	NO	YDS	AVG	TBIN20	LG	BL	NET
Widby	63	2,729	43.3	4	9	62	0 37.2
COWBOYS	63	2,729	43.3	4	9	62	0 37.2
Opp.	82	3,463	42.2	5	21	81	0 37.7

PUNT RETURNS	NO	FC	YDS	AVG	LG	TD
Hayes	18	5	179	9.9	50	0
Renfro	15	7	80	5.3	34	0
Rentzel	4	3	14	3.5	11	0
Johnson	1	0	0	0.0	0	0
COWBOYS	38	15	273	7.2	50	0
Opponents	43	7	305	7.1	28	0

KICKOFF RETURNS	NO	YDS	AVG	LG	TD
Flowers	11	238	20.8	30	0
Baynham	7	114	16.3	29	0
Welch	5	112	22.4	35	0
Hill	4	125	31.3	46	0
Hayes	3	80	26.7	46	0
Shy	3	47	15.6	26	0
Morton	2	0	0.0	0	0
Garrison	1	2	2.0	2	0
COWBOYS	36	718	19.9	46	0
Opponents	64	1,242	19.4	60	0

SCORE BY QUARTERS	1	2	3	4	OT	T
COWBOYS	102	106	54	107	0	369
Opponents	62	64	48	49	0	223

FIELD GOALS	1	2	3	4	OT	T
Clark, M.	7-8	6-7	4-7	3-11	0-3	0-3
COWBOYS	7-8	6-7	4-7	3-11	0-3	0-3
Opponents	1-1	3-5	4-5	1-12	0-2	0-2

Clark: (23M,30), (47M), (14,47M), (47,32M), (17M, 33M), (41M,42M,47,35,15), (14,50M), (21,21, 46M,40M), (36,14,50M), (18,22,43), (47M,24, 37M), (32), (15,27,46M), (12,24,54M)
Opponents: (42M,46M,20,27M), (56M,32M,43M), (42B), (34), (48M), (23,50B), (45M,46M), (37,44M), (48B), (36), (48B,21), (1), (24, 43M), (34,27,42M)

SCORING	TDR	TD	TDRI	FG	PAT	S	TP
M. Clark	0	0	0	20/36	43/44	0	103
Hill	0	12	1a	0/0	0/0	0	78
Renfro	8	0	0	0/0	0/0	0	48
Reeves	4	1	0	0/0	0/0	0	30
Hayes	0	4	0	0/0	0/0	0	24
Ditka	0	3	0	0/0	0/0	0	18
Norman	0	3	0	0/0	0/0	0	18
Garrison	2	0	0	0/0	0/0	0	12
Shy	1	1	0	0/0	0/0	0	12
Cole	0	0	1c	0/0	0/0	0	6
Lilly	0	0	1b	0/0	0/0	0	6
Morton	1	0	0	0/0	0/0	0	6
Staubach	1	0	0	0/0	0/0	0	6
Andrie	0	0	0	0/0	0/0	1+	2
COWBOYS	17	24	3	20/36	43/44	1+	369
Opponents	3	23	2*	9/25	28/28	0	223

- a Fumble recovery in end zone @ Philadelphia (10/5)
- b 9 fumble return vs. Philadelphia (10/19)
- c 41 interception return @ Washington (11/16)
- + Andrie tackled Tarkenton in end zone vs. N.Y. Giants (10/27)
- * Bradley 56 interception return vs. Philadelphia (10/19)
- Hangburger 19 fumble return vs. Washington (12/21)

USUAL STARTERS

WR Bob Hayes (10)	LE Larry Cole
Dennis Homan (4)	LT Jethro Pugh (11)
LT Tony Liscio	Ron East (3)
LG John Niland	RT Bob Lilly
C Malcolm Walker	RE George Andrie
RG John Wilbur	LLB Dave Edwards
RT Ralph Neely (11)	MLB Lee Roy Jordan
Rayfield Wright (3)	RLB Chuck Howley
TE Pettis Norman (10)	LCB Cornell Green
Mike Ditka (4)	RCB Phil Clark
WR Lance Rentzel	SS Mike Gaechter
QB Craig Morton	FS Mel Renfro
RB Craig Hill	P Ron Widby
FB Walt Garrison	
K Mike Clark	

Pro Bowlers in Bold

	PASSING	ATT	COMP	YDS	PCT	PCT	PCT	PCT	INT	LG	SKS/YDS	RATING
Morton	302	162	2,619	53.6	8.67	21	7.0	15	5.0	67	30/246	85.4
Staubach	47	23	421	49.0	8.96	1	2.1	2	4.3	75	12/106	69.5
Hill	3	3	137	100.0	45.66	2	66.7	0	0.0	53	0/0	158.3
Reeves	3	1	35	33.3	11.67	0	0.0	1	33.3	35	2/14	38.9
COWBOYS	355	189	3,212	53.2	9.05	24	6.3	18	7.1	75	44/366	85.6
Opponents	458	235	3,109	51.3	6.79	23	5.0	24	5.2	88	55/452	68.0

STAFF PLAYERS 2010 SEASON RECORDS PLAYOFF RECORDS STATISTICS SIDELINES

1970 ★ DALLAS COWBOYS STATISTICS ★ 1970

FIRST PLACE NFC EAST HEAD COACH: TOM LANDRY

PRESEASON (1-5)			
Date	W/L	Score	Opponent
8/8	W	20-10	@ San Diego
8/15	L	10-17	@ Los Angeles
8/22	L	34-35	GREEN BAY
8/29	L	21-37	@ Houston
9/5	L	0-13	KANSAS CITY
9/13	L	21-29	N.Y. JETS

REGULAR SEASON (10-4)			
Date	W/L	Score	Opponent
9/20	W	17-7	@ Philadelphia
9/27	W	28-10	N.Y. GIANTS
10/4	L	7-20	@ St. Louis
10/11	W	13-0	ATLANTA
10/18	L	13-34	@ Minnesota
10/25	W	27-16	@ Kansas City
11/1	W	21-17	PHILADELPHIA
11/8	L	20-23	@ N.Y. Giants
11/16	L	0-38	ST. LOUIS
11/22	W	45-21	@ Washington
11/26	W	16-3	GREEN BAY
12/6	W	34-0	WASHINGTON
12/12	W	6-2	@ Cleveland
12/20	W	52-10	HOUSTON

1970 DIVISIONAL PLAYOFF		
Date	W/L	Score
12/26	W	5-0
1970 NFC CHAMPIONSHIP GAME		
1/3/71	W	17-10
SUPER BOWL V (Miami)		
1/17/71	L	13-16

TEAM STATISTICS	DALLAS	OPP
FIRST DOWNS	229	205
Rushing	119	87
Passing	95	105
Penalty	15	13
Third Down-Made/Att.	63/186	74/202
Third Down Efficiency	33.9	36.6
Fourth Down-Made/Att.	6/15	6/15
TOTAL NET YARDS	4,449	3,569
Avg. Per Game	317.8	254.9
Total Plays	858	855
Avg. Per Play	5.2	4.2
NET YARDS RUSHING	2,300	1,656
Avg. Per Game	164.3	118.3
Total Rushes	522	415
Avg. Per Rush	4.4	4.0
NET YARDS PASSING	2,149	1,913
Sacked/Yards Lost	39/296	41/313
Gross Yards	2,445	2,226
Attempts/Completions	297/149	399/193
Pct. of Completions	50.2	48.4
Had Intercepted	16	24
PUNTS/AVERAGE	69/41.3	74/41.1
Net Punting Average	35.4	36.3
PUNT RET./AVG.	32/7.4	38/7.4
KICKOFF RET./AVG.	37/24.0	60/19.0
INT./AVG. RET.	24/12.8	16/16.2
FUMBLES/YARDS	87/934	70/732
PENALTIES/BALL LOST	29/12	25/14
TOUCHDOWNS	35	24
Rushing	16	10
Passing	18	10
Returns	1	4
EXTRA POINTS/ATTEMPTS	35/35	24/24
FIELD GOALS/ATTEMPTS	18/27	17/26

RUSHING	ATT	YDS	AVG	LG	TD
Thomas	151	803	5.3	47	5
Hill	153	577	3.8	20	4
Garrison	126	507	4.0	18	3
Staubach	27	221	8.2	25	0
Reeves	35	84	2.4	8	2
Morton	16	37	2.3	11	0
Hayes	4	34	8.5	13t	1
Norman	2	16	8.0	22	0
Welch	5	13	2.6	5t	1
Renzel	1	11	11.0	11	0
Homan	2	-3	-1.5	0	0
COWBOYS	522	2,300	4.4	47	16
Opponents	415	1,656	4.0	48	10

RECEIVING	NO	YDS	AVG	LG	TD
Hayes	34	889	26.1	89t	10
Renzel	28	556	19.9	86t	5
Garrison	21	205	9.8	36	2
Hill	13	95	7.3	21	0
Reeves	12	140	11.7	23	0
Thomas	10	73	7.3	17	0
Rucker	9	200	22.2	52t	1
Dirka	8	98	12.3	26	0
Homan	7	105	15.0	43	0
Norman	6	70	11.7	23	0
Kiner	1	14	14.0	14	0
COWBOYS	149	2,445	16.4	89t	18
Opponents	193	2,226	11.5	78t	10

INTERCEPTIONS	NO	YDS	AVG	LG	TD
Waters	5	45	9.0	20	0
Renfro	4	3	0.8	3	0
Adderley	3	69	23.0	30	0
Harris	2	66	33.0	60	0
Howley	2	18	9.0	17	0
Edwards	2	2	1.0	2	0
Green	1	59	59.0	59	0
Kiner	1	28	28.0	28	0
Stincic	1	11	11.0	11	0
Jordan	1	6	6.0	6	0
Pugh	1	0	0.0	0	0
Washington	1	0	0.0	0	0
COWBOYS	24	307	12.8	60	0
Opponents	16	259	16.2	43	1

USUAL STARTERS			
WR Bob Hayes (9)	LE Larry Cole (10)	TE Dennis Homan (5)	Pat Toomay (3)
LT Tony Liscio (8)	LT Jethro Pugh	Ralph Neely (6)	Bob Lilly
LG John Niland	RE George Andrie	C Dave Manders	LLB Dave Edwards
RG Blaine Nye (10)	MLB Lee Roy Jordan	Ralph Neely (4)	LCB Chuck Howley
RT Rayfield Wright	RCB Herb Adderley	TE Pettis Norman	SS Cornell Green
WR Lance Rentzel	FS Charlie Waters (6)	OB Craig Morton (11)	Cliff Harris (5)
Roger Staubach (3)	P Ron Widby	RB Calvin Hill (9)	Richmond Flowers (3)
Duane Thomas (4)		FB Walt Garrison (10)	
Duane Thomas (4)			
K Mike Clark			

Pro Bowlers in Bold

PUNTING	NO	YDS	AVG	TB IN 20	LG	BL	NET
Widby	69	2,847	41.3	6	10	59	1 35.4
COWBOYS	69	2,847	41.3	6	10	59	1 35.4
Opp.	74	3,045	41.1	6	21	64	1 36.3

PUNT RETURNS	NO	FC	YDS	AVG	LG	TD
Hayes	15	7	116	7.7	34	0
Renfro	13	6	77	5.9	29	0
Adkins	4	2	44	11.0	24	0
Reeves	0	2	0	0.0	0	0
COWBOYS	32	17	237	7.4	34	0
Opponents	38	12	281	7.4	74t	1

KICKOFF RETURNS	NO	YDS	AVG	LG	TD
Thomas	19	416	21.9	33	0
Adkins	7	149	21.3	27	0
Washington	5	242	48.4	100t	1
Kiner	3	50	16.7	18	0
Harris	1	22	22.0	22	0
Waters	1	6	6.0	6	0
Flowers	1	3	3.0	3	0
COWBOYS	37	888	24.0	100t	1
Opponents	60	1,142	19.0	44	0

SCORE BY QUARTERS	1	2	3	4	OT	T
COWBOYS	36	82	93	88	0	299
Opponents	59	49	55	58	0	221

FIELD GOALS	7-9	19-20	30-39	40-49	50+
M. Clark	7-8	3-5	6-9	2-5	0-0
COWBOYS	7-8	3-5	6-9	2-5	0-0
Opponents	2-2	4-6	7-9	3-5	1-4

Clark: (13), (47M, 41M), (19M), (38M, 19, 10), (19, 43), (38, 34), (34M), (28, 32M, 22), (1), (42), (21, 12, 15), (21B, 38, 47M, 15), (29M, 39, 31), (35)
Opponents: (1), (50M, 20, 27M), (38, 35, 43M), (36M), (42, 31, 28, 34), (25, 32, 22), (19), (40, 42, 55M, 54, 20M), (53M, 31), (1), (19), (47M), (32M), (37)

SCORING	TDR	TD	TDRI	FG	PAT	S	TP
M. Clark	0	0	0	18/27	35/35	0	89
Hayes	1	10	0	0/0	0/0	0	66
Garrison	3	2	0	0/0	0/0	0	30
Renzel	0	5	0	0/0	0/0	0	30
Thomas	5	0	0	0/0	0/0	0	30
Hill	4	0	0	0/0	0/0	0	24
Reeves	2	0	0	0/0	0/0	0	12
Rucker	0	1	0	0/0	0/0	0	6
Washington	0	0	1a	0/0	0/0	0	6
Welch	1	0	0	0/0	0/0	0	6
COWBOYS	16	18	1	18/27	35/35	0	299
Opponents	10	10	4*	17/26	24/24	14	221

a 100 kickoff return vs. Washington (11/22)
* Sharrockman 34 punt block return vs. Minnesota (10/18)
Sharrockman 34 interception return vs. Minnesota (10/18)
Roland 74 punt return vs. St. Louis (11/16)
Peacock 41 fumble return vs. Houston (12/20)
+ Reynolds tackled Hayes in end zone vs. Cleveland (12/12)

PASSING	ATT	COMP	YDS	PCT	AVG	TD	PCT	PCT	LG	SKS/YDS	RATING	
Morton	207	102	1,819	49.3	8.78	15	7.2	7	3.4	89t	20/166	89.8
Staubach	82	44	542	53.7	6.61	2	2.4	8	9.3	43	19/130	42.9
Reeves	3	1	14	33.3	4.67	0	0.0	1	33.3	14	0/0	9.7
Hill	4	1	12	25.0	3.00	0	0.0	0	0.0	12	0/0	39.6
Renzel	1	1	58	100.0	58.00	1	100.0	0	0.0	58t	0/0	158.3
COWBOYS	297	149	2,445	50.2	8.23	18	6.3	16	7.1	89t	39/296	75.9
Opponents	399	193	2,226	48.4	5.58	10	5.0	24	5.2	78t	41/313	48.9

1971 ★ DALLAS COWBOYS STATISTICS ★ 1971

STAFF PLAYERS 2010 SEASON RECORDS PLAYOFF RECORDS 1971 STATISTICS SIDELINES

FIRST PLACE, NFC EAST			
HEAD COACH: TOM LANDRY			
PRESEASON (6-0)			
Date	W/L	Score	Opponent
8/6	W	45-21	@ Los Angeles
8/14	W	36-21	NEW ORLEANS
8/20	W	16-15	CLEVELAND
8/26	W	28-20	@ Houston
9/3	W	27-14	@ Baltimore
9/11	W	24-17	KANSAS CITY
REGULAR SEASON (11-3)			
9/19	W	49-37	@ Buffalo
9/26	W	42-7	@ Philadelphia
10/3	L	16-20	WASHINGTON
10/11	W	20-13	N.Y. GIANTS
10/17	L	14-24	@ New Orleans
10/24	W	44-21	NEW ENGLAND
10/31	L	19-23	@ Chicago
11/7	W	16-13	@ St. Louis
11/14	W	20-7	PHILADELPHIA
11/21	W	13-0	@ Washington
11/25	W	28-21	LOS ANGELES
12/4	W	52-10	N.Y. JETS
12/12	W	42-14	@ N.Y. Giants
12/18	W	31-12	ST. LOUIS
1971 DIVISIONAL PLAYOFF			
12/25	W	20-12	@ Minnesota
1971 NFC CHAMPIONSHIP GAME			
12/27	W	14-3	SAN FRANCISCO
SUPER BOWL VI (New Orleans)			
1/16/72	W	24-3	Miami

TEAM STATISTICS	DALLAS	OPP
FIRST DOWNS	288	200
Rushing	135	59
Passing	144	125
Penalty	9	16
Third Down-Made/Att.	87/183	68/182
Third Down Efficiency	47.5	37.4
Fourth Down-Made/Att.	2/3	3/16
TOTAL NET YARDS	5,035	3,468
Avg. Per Game	359.6	247.7
Total Plays	905	817
Avg. Per Play	5.6	4.2
NET YARDS RUSHING	2,249	1,144
Avg. Per Game	160.6	81.7
Total Rushes	512	353
Avg. Per Rush	4.4	3.2
NET YARDS PASSING	2,786	2,324
Sacked/Yards Lost	32/251	43/336
Gross Yards	3,037	2,660
Attempts/Completions	361/206	421/209
Pct. of Completions	57.1	49.6
Had Intercepted	14	26
PUNTS/AVERAGE	56/41.6	65/41.5
Net Punting Average	35.0	36.1
PUNT RET./AVG.	31/8.0	26/8.9
KICKOFF RET./AVG.	50/27.5	70/24.0
INT./AVG. RET.	26/15.5	14/21.7
PENALTIES/YARDS	94/952	61/647
FUMBLES/BALL LOST	30/21	40/25
TOUCHDOWNS	50	25
Rushing	25	8
Passing	22	15
Returns	3	2
EXTRA POINTS/ATTEMPTS	50/50	24/25
FIELD GOALS/ATTEMPTS	18/33	16/23

RUSHING	ATT	YDS	AVG	LG	TD
D. Thomas	175	793	4.5	56	11
Hill	106	468	4.4	17	8
Garrison	127	429	3.4	34	1
Staubach	41	343	8.4	31	2
Reeves	17	79	4.6	22	0
Williams	21	67	3.2	16	1
Welch	14	51	3.6	14	1
Hayes	3	18	6.0	11	0
Morton	4	9	2.3	4	1
Ditka	2	2	1.0	11	0
Alworth	2	-10	-5.0	-4	0
COWBOYS	512	2,249	4.4	56	25
Opponents	353	1,144	3.2	57	8
RECEIVING	NO	YDS	AVG	LG	TD
Garrison	40	396	9.9	36	1
Hayes	35	840	24.0	85	8
Alworth	34	487	14.3	26	2
Ditka	30	360	12.0	29	1
Hill	19	244	12.8	27	3
Truax	15	232	15.5	25	1
D. Thomas	13	153	11.8	34	2
Richardson	8	170	21.3	45	3
Adkins	4	53	13.3	23	0
Williams	3	59	19.7	35	0
Reeves	3	25	8.3	11	0
Rucker	1	19	19.0	19	1
Welch	1	-1	-1.0	-1	0
COWBOYS	206	3,037	14.7	85	22
Opponents	209	2,660	12.7	75	15
INTERCEPTIONS	NO	YDS	AVG	LG	TD
Adlerley	6	182	30.3	46	0
Howley	5	122	24.4	53	0
Rentfro	4	11	2.8	7	0
Walters	2	37	18.5	30	0
Jordan	2	34	17.0	23	0
Green	2	16	8.0	12	0
Edwards	2	0	0.0	0	0
Harris	2	0	0.0	0	0
Reeves	1	0	0.0	0	0
COWBOYS	26	402	15.5	53	0
Opponents	14	304	21.7	60	1

USUAL STARTERS			
WR	Bob Hayes	LE	Larry Cole
LT	Ralph Neely (7)	LT	Jethro Pugh
	Tony Lisio (5)	RT	Bob Lilly
LG	John Niland	RE	George Andrie
C	Dave Manders	LLB	Dave Edwards
RG	Blaine Nye	MLB	Lee Roy Jordan
RT	Rayfield Wright	RLB	Chuck Howley
TE	Billy Truax (10)	LCB	Herb Adelerley
	Mike Ditka (4)	RCB	Mel Rentro
WR	Lance Alworth (11)	SS	Cornell Green
	Gloster Richardson (3)	FS	Cliff Harris (1)
QB	Roger Staubach (10)		Charlie Walters (11)
	Craig Morton (4)	P	Ron Widby
RB	Duane Thomas (9)		
	Calvin Hill (5)		
FB	Walt Garrison		
K	Mike Clark (11)		
	Tony Fritsch (3)		

Pro Bowlers in Bold

PUNTING	NO	YDS	AVG	TB IN 20	LG	BL	NET
Widby	56	2,329	41.6	7	17	59	1 35.0
COWBOYS	56	2,329	41.6	7	17	59	1 35.0
Opp.	65	2,697	41.5	5	17	58	1 36.1
PUNT RETURNS	NO	FC	YDS	AVG	LG	TD	
Harris	17	8	129	7.6	35	0	
Walters	9	5	109	12.1	42	0	
Adkins	4	0	5	1.3	10	0	
Hayes	1	0	5	0.2	5	0	
Rentfro	0	1	0	0.0	0	0	
COWBOYS	31	14	248	8.0	42	0	
Opponents	26	15	231	8.9	43	0	
KICKOFF RETURNS	NO	YDS	AVG	LG	TD		
Harris	29	823	28.4	77	0		
I. Thomas	7	295	42.1	101	2		
Welch	4	105	26.3	39	0		
Ditka	3	30	10.0	20	0		
D. Thomas	2	64	32.0	33	0		
Walters	1	18	18.0	18	0		
Lewis	1	15	15.0	15	0		
Hayes	1	14	14.0	14	0		
Williams	1	12	12.0	12	0		
Green	1	0	0.0	0	0		
COWBOYS	50	1,376	27.5	101	2		
Opponents	70	1,681	24.0	52	0		
SCORE BY QUARTERS	1	2	3	4	OT	T	
COWBOYS	96	139	72	99	0	406	
Opponents	62	59	32	69	0	222	
FIELD GOALS	7-19	20-29	30-39	40-49	50+		
M. Clark	5-5	4-6	0-1	4-12	0-1		
Fritsch	1-1	3-3	0-1	1-3	0-0		
COWBOYS	6-6	7-9	0-2	5-15	0-1		
Opponents	0-0	4-6	9-11	3-6	0-0		

Clark: (1), (48M, 42M), (48M, 22.9, 27), (42, 41, 41M), (50M), (16, 17, 45M, 12), (21M, 42M, 29M, 10), (1), (43M, 26.31M, 48), (1), (47M, 45), (1), (24)

Fritsch: (1), (1), (1), (1), (1), (1), (27, 42M, 14, 26), (23, 41M, 39M, 46), (1), (1), (1), (1)

Opponents: (40, 49M), (1), (25, 32), (35, 20), (36), (1), (44, 38, 35), (41, 47M, 36), (22M), (1), (31M), (35), (35M), (23M, 33, 29, 23, 35, 45M)

SCORING	TDR	TD	TDR	FG	PAT	S	TP
M. Clark	0	0	0	13/25	47/47	0	86
D. Thomas	11	2	0	0/0	0/0	0	78
Hill	8	3	0	0/0	0/0	0	66
Hayes	0	8	0	0/0	0/0	0	48
Richardson	0	3	0	0/0	0/0	0	18
Fritsch	0	0	0	5/8	2/2	0	17
Alworth	0	2	0	0/0	0/0	0	12
Garrison	1	1	0	0/0	0/0	0	12
Staubach	2	0	0	0/0	0/0	0	12
I. Thomas	0	0	2a	0/0	0/0	0	12
Welch	1	0	0	0/0	0/0	1	8
Ditka	0	1	0	0/0	0/0	0	6
Lilly	0	0	1b	0/0	0/0	0	6
Morton	1	0	0	0/0	0/0	0	6
Rucker	0	1	0	0/0	0/0	0	6
Truax	0	1	0	0/0	0/0	0	6
Williams	1	0	0	0/0	0/0	0	6
Reeves	0	0	0	0/0	1#	0	1
COWBOYS	25	22	3	18/33	50/50	1	406
Opponents	8	15	2	16/23	24/24	0	222

PASSING	ATT	COMP	YDS	PCT	AVG	PCT	TD	INT	PCT	LG	SKS/YDS	RATING
Staubach	211	126	1,882	59.7	8.91	15	7.1	4	1.9	85	23/175	104.8
Morton	143	78	1,131	54.5	7.91	7	4.9	8	5.6	76	7/76	73.5
Reeves	5	2	24	40.0	4.80	0	0.0	1	20.0	14	0/0	15.8
D. Thomas	1	0	0	0.0	0.00	0	0.0	0	0.0	0	0/0	39.6
Hill	1	0	0	0.0	0.00	0	0.0	1	100.0	0	0/0	0.0
COWBOYS	361	206	3,037	57.1	8.41	22	6.1	14	3.9	85	32/251	88.8
Opponents	421	209	2,660	49.6	6.32	15	3.6	26	6.2	75	43/336	55.9

a 89 kickoff return vs. Los Angeles (11/25)
 101 kickoff return vs. N.Y. Jets (12/4)
 b 7 fumble return vs. Philadelphia (9/26)
 + tackled Green in end zone vs. Chicago (10/31)
 # runs left end on bad snap vs. St. Louis (11/7)
 * Nelson 101 field goal return vs. Philadelphia (9/2)
 Athas 37 int. return vs. N.Y. Giants (12/12)

1972 ★ DALLAS COWBOYS STATISTICS ★ 1972

SECOND PLACE, NFC EAST HEAD COACH: TOM LANDRY

PRESEASON (6-1)

Date	W/L	Score	Opponent	Att.
7/28	W	20-7	Colt. All-Stars @ Chi.	54,162
8/5	W	26-24	HOUSTON	65,405
8/12	W	27-13	@ Los Angeles	66,051
8/19	W	30-7	@ New Orleans	81,070
8/26	W	34-27	N.Y. JETS	65,386
9/2	L	10-20	@ Kansas City	79,592
9/9	W	16-10	OAKLAND	62,607

REGULAR SEASON (10-4)

9/17	W	28-6	PHILADELPHIA	55,850
9/24	W	23-14	@ N.Y. Giants	62,725
10/1	L	13-16	@ Green Bay	47,103
10/8	W	17-13	PITTSBURGH	65,682
10/15	W	21-0	@ Baltimore	53,992
10/22	L	20-24	@ Washington	53,039
10/30	W	28-24	DETROIT	65,378
11/5	W	34-28	@ San Diego	54,476
11/12	W	33-24	ST. LOUIS	65,218
11/19	W	28-7	@ Philadelphia	65,720
11/23	L	10-31	SAN FRANCISCO	65,124
12/3	W	27-6	@ St. Louis	49,797
12/9	W	34-24	WASHINGTON	65,136
12/17	L	3-23	N.Y. Giants	64,602

1972 DIVISIONAL PLAYOFF

12/23	W	30-28	@ San Francisco	61,214
-------	---	-------	-----------------	--------

1972 NFC CHAMPIONSHIP GAME

12/31	L	3-26	@ Washington	53,129
-------	---	------	--------------	--------

TEAM STATISTICS

	DALLAS	OPP
FIRST DOWNS	256	217
Rushing	118	81
Passing	126	113
Penalty	12	23
Third Down-Made/Att	89/201	78/187
Third Down Efficiency	44.3	41.7
Fourth Down-Made/Att	5/11	7/15
TOTAL NET YARDS	4,466	3,755
Avg. Per Game	319.0	288.2
Total Plays	897	842
Avg. Per Play	5.0	4.5
NET YARDS RUSHING	2,124	1,515
Avg. Per Game	151.7	108.2
Total Rushes	499	428
Avg. Per Rush	4.3	3.5
NET YARDS PASSING	2,342	2,240
Sacked/Yards Lost	31/238	32/268
Gross Yards	2,580	2,508
Attempts/Completions	367/196	382/187
Pct. of Completions	53.4	49.0
Had Intercepted	23	16
PUNTS/AVERAGE	51/38.2	65/40.6
Net Punting Average	36.2	36.3
PUNT RET./AVG.	28/4.8	15/2.7
KICKOFF RET./AVG.	50/21.6	52/24.5
INT./AVG. RET.	16/13.3	23/13.1
PENALTIES/YARDS	90/841	59/586
FUMBLES/BALL LOST	27/15	40/17
TOUCHDOWNS	36	28
Rushing	17	7
Passing	16	18
Returns	3	3
EXTRA POINTS/ATTEMPTS	36/36	27/28
FIELD GOALS/ATTEMPTS	21/36	15/34

RUSHING	ATT	YDS	AVG	LG	TD
Hill	245	1,036	4.2	26	6
Garrison	167	784	4.7	41	7
Newhouse	28	116	4.1	19	1
Montgomery	35	81	2.3	10	1
Staubach	6	45	7.5	20	0
Morton	8	26	3.3	12	2
Reeves	3	14	4.7	14	0
Neely	1	10	10.0	10	0
Hayes	2	8	4.0	7	0
Fugett	3	2	0.7	9	0
Alworth	1	2	2.0	2	0

COWBOYS	499	2,124	4.3	41	17
Opponents	428	1,515	3.5	34	7

RECEIVING

NO	YDS	AVG	LG	TD
Hill	43	364	8.5	33
Garrison	37	390	10.5	26
Sellers	31	653	21.1	5
Parks	18	298	16.6	3
Ditka	17	198	11.6	2
Hayes	15	200	13.3	2
Alworth	15	195	13.0	3
Montgomery	8	131	16.4	4
Fugett	7	94	13.4	2
Truax	4	49	12.3	1
Newhouse	1	8	8.0	0

COWBOYS	196	2,580	13.2	55
Opponents	187	2,508	13.4	94

INTERCEPTIONS

NO	YDS	AVG	LG	TD
Waters	6	132	22.0	5
Harris	3	40	13.3	2
Jordan	2	18	9.0	1
Green	2	1	0.5	1
Lewis	1	15	15.0	1
Howley	1	7	7.0	0
Renfro	1	0	0.0	0

COWBOYS	16	213	13.3	5
Opponents	23	302	13.1	4

PUNTING

NO	YDS	AVG	TBN20	LG	BL	NET
Bateman	51	1,949	38.2	3	4	61
COWBOYS	51	1,949	38.2	3	4	61
Opp.	65	2,636	40.6	7	13	63

PUNT RETURNS

NO	FC	YDS	AVG	LG	TD
Harris	19	16	78	4.1	21
Waters	9	7	56	6.2	17

COWBOYS	28	23	134	4.8	21
Opponents	15	26	41	2.7	14

KICKOFF RETURNS

NO	YDS	AVG	LG	TD
Harris	26	615	23.7	44
Newhouse	18	382	21.2	30
Thomas	2	50	25.0	30
Waters	2	18	9.0	18
Montgomery	1	15	15.0	15
Fugett	1	0	0.0	0

COWBOYS	50	1,080	21.6	44
Opponents	15	1,272	24.5	55

SCORE BY QUARTERS	1	2	3	4	OT	T
COWBOYS	83	101	76	59	0	319
Opponents	25	86	50	79	0	240

FIELD GOALS	7-19	20-29	30-39	40-49	50+
Fritsch	6-6	5-5	3-6	5-13	2-6
COWBOYS	6-6	5-5	3-6	5-13	2-6
Opponents	3-4	4-7	4-5	4-15	0-3

Fritsch: (46M), (54,13.8), (46,9), (40,44M,50M,33M), (57M,39M,42M), (13,12,50M), (48M), (25,47M,31), (27,14,50,32M,38), (42,49M), (23), (42M,29,42,50M), (42M,36,26), (43), (30,42,44M,58M), (45M,24M), (44,26,22,16M,27B,41M), (39,39,50M,41M), (48M,48M), (42,43M,37M), (43M,17), (50B), (34), (47M,42M), (18), (49M), (16), (22M,49,22,26)

SCORING

TDR	TDP	TDR1	FG	PAT	S	TP
Fritsch	0	0	0	21/36	36/36	0
Garrison	7	3	0	0/0	0/0	60
Hill	6	3	0	0/0	0/0	54
Sellers	0	5	0	0/0	0/0	30
Montgomery	1	1	1a	0/0	0/0	18
Alworth	0	2	0	0/0	0/0	12
Morton	2	0	0	0/0	0/0	12
Ditka	0	1	0	0/0	0/0	6
Newhouse	1	0	0	0/0	0/0	6
Niland	0	0	1b	0/0	0/0	6
Parks	0	1	0	0/0	0/0	6
Waters	0	0	1c	0/0	0/0	6
COWBOYS	17	16	3	21/36	36/36	2+319
Opponents	7	18	3*	15/34	27/28	0

a 54 fumble return vs. San Diego (11/5)

b fumble recovery in endzone vs. Philadelphia (11/19)

c 28 interception return vs. St. Louis (11/12)

* Bradley tackled in end zone vs. Philadelphia (11/19)

Smith centered out of end zone vs. Philadelphia (11/19)

* Blount 35 fumble return vs. Pittsburgh (10/8)

Vanderbundt 73 fumble return vs. San Francisco (11/23)

Vanderbundt 21 interception return vs. San Francisco (11/23)

USUAL STARTERS

WR Ron Sellers (8)	LE Larry Cole (7)
Bob Hayes (6)	Tody Smith (6)
LT Ralph Neely	LT Jethro Pugh
LG John Niland	RT Bob Lilly
C Dave Manders	RE Pat Tomney
RG Blaine Nye	LLB Dave Edwards
RT Rayfield Wright	MLB Lee Roy Jordan
TE Mike Ditka	RLB Chuck Howley
WR Lance Alworth (7)	LCB Herb Adderley
Billy Parks (7)	RCB Mel Renner
DB Craig Morton	SS Cornell Green
RB Calvin Hill	FS Cliff Harris
FB Walt Garrison	P Marv Bateman
K Tony Fritsch	

Pro Bowlers in Bold

PASSING	ATT	COMP	YDS	PCT	AVG	TD	PCT	PCT	LG	SKS/YDS	RATING	
Morton	339	185	2,396	54.6	7.07	15	4.4	21	6.2	46	23/179	65.9
Staubach	20	9	98	45.0	4.90	0	0.0	2	10.0	21	8/59	20.4
Hill	3	1	55	33.3	18.33	1	33.0	0	0.0	55	0/0	121.5
Montgomery	3	1	31	33.3	10.33	0	0.0	0	0.0	31	0/0	72.9
Reeves	2	0	0	0.0	0.00	0	0.0	0	0.0	0	0/0	39.6
COWBOYS	367	196	2,580	53.4	7.03	16	4.4	23	6.3	55*	31/238	64.3
Opponents	382	187	2,508	49.0	6.57	18	4.7	16	4.2	94†	32/268	68.5

1975 ★ DALLAS COWBOYS STATISTICS ★ 1975

STAFF PLAYERS 2010 SEASON RECORDS PLAYOFF RECORDS STATISTICS SIDELINES

SECOND PLACE NFC EAST HEAD COACH: TOM LANDRY

PRESEASON (2-4)

Date	W/L	Score	Opponent	Att.
8/9	L	7-35	@ Los Angeles	62,843
8/18	L	20-26	@ Kansas City	35,630
8/23	L	13-16	MINNESOTA	45,395
8/30	W	17-14	@ Houston	46,951
9/5	L	20-31	OAKLAND	39,562
9/13	W	17-16	PITTSBURGH	43,186

REGULAR SEASON (10-4)

9/21	W	18-7	LOS ANGELES	49,091
9/28	W	37-31	ST. LOUIS (OT)	52,417
10/6	W	36-10	@ Detroit	79,784
10/12	W	13-7	@ N.Y. Giants	56,511
10/19	L	17-19	GREEN BAY	64,934
10/26	W	20-17	@ Philadelphia	64,889
11/2	L	24-30	@ Wash. (OT)	55,004
11/10	L	31-34	KANSAS CITY	63,539
11/16	W	34-31	@ New England	60,905
11/23	W	27-17	PHILADELPHIA	57,893
11/30	W	14-3	N.Y. GIANTS	53,329
12/7	L	17-31	@ St. Louis	49,701
12/13	W	31-10	WASHINGTON	61,091
12/21	W	31-21	@ N.Y. Jets	37,279

1975 DIVISIONAL PLAYOFF

12/28	W	17-14	@ Minnesota	48,341
-------	---	-------	-------------	--------

1975 NFC CHAMPIONSHIP GAME

1/4/76	W	37-7	@ Los Angeles	84,483
--------	---	------	---------------	--------

SUPER BOWL X (Miami)

1/18/76	L	17-21	Pittsburgh	80,187
---------	---	-------	------------	--------

TEAM STATISTICS

	DALLAS	OPP
FIRST DOWNS	288	234
Rushing	132	100
Passing	142	113
Penalty	14	21
Third Down-Made/Att.	97/218	84/211
Third Down Efficiency	44.4	39.8
Fourth Down-Made/Att.	4/10	6/11
TOTAL NET YARDS	5,025	3,739
Avg. Per Game	358.9	267.1
Total Plays	986	888
Avg. Per Play	5.1	4.2
NET YARDS RUSHING	2,432	1,699
Avg. Per Game	173.7	121.4
Total Rushes	571	474
Avg. Per Rush	4.3	3.6
NET YARDS PASSING	2,593	2,040
Sacked/Yards Lost	39/242	41/288
Gross Yards	2,835	2,328
Attempts/Completions	376/207	373/162
Pct. of Completions	55.1	43.4
Had Intercepted	17	25
PUNTS/AVERAGE	68/39.4	82/39.6
Net Punting Average	33.2	34.1
PUNT RET./AVG.	32/9.8	37/7.1
KICKOFF RET./AVG.	54/21.4	66/23.9
INT./AVG. RET.	25/13.8	17/11.9
PENALTIES/YARDS	94/715	63/639
FUMBLES/BALL LOST	25/18	43/19
TOUCHDOWNS	41	33
Rushing	19	13
Passing	17	19
Returns	5	1
EXTRA POINTS/ATTEMPTS	38/40	31/32
FIELD GOALS/ATTEMPTS	22/35	13/18

RUSHING	ATT	YDS	AVG	LG	TD
Newhouse	209	930	4.4	29	2
P. Pearson	133	509	3.8	32	2
Dennison	111	383	3.5	27	7
Staubach	55	316	5.7	17	4
Young	50	225	4.5	29	2
Richards	3	18	6.0	11	0
Hoopes	1	13	13.0	13	0
Longley	3	12	4.0	7	0
D. Pearson	1	11	11.0	11	0
Laidlaw	3	10	3.3	10	0
DuPree	1	3	3.0	3	0
Fugett	1	2	2.0	2	0

COWBOYS	571	2,432	4.3	32	17
Opponents	474	1,699	3.6	39	13

RECEIVING	NO	YDS	AVG	LG	TD
D. Pearson	46	822	17.9	46t	8
Fugett	38	488	12.8	54t	3
Newhouse	34	275	8.1	23	0
P. Pearson	27	351	13.0	49	2
Richards	21	451	21.5	62	4
Young	18	184	10.2	42	1
Laidlaw	11	100	9.1	25	0
DuPree	9	138	15.3	28	1
Dennison	2	5	2.5	4	0
Breunig	1	21	21.0	21	0

COWBOYS	207	2,835	13.7	62	19
Opponents	162	2,318	14.3	80t	19

INTERCEPTIONS	NO	YDS	AVG	LG	TD
Jordan	6	80	13.3	38	0
Renfro	4	70	17.5	22	0
Washington	4	26	6.5	23	0
Harris	3	58	19.3	27	1
Waters	3	55	18.3	35	1
Hughes	2	33	16.5	33	1
Peterson	1	19	19.0	19	0
Gregory	1	3	3.0	3	0
Jones	1	2	2.0	2	0

COWBOYS	25	346	13.8	38	3
Opponents	17	203	11.9	31	0

PUNTING	NO	YDS	AVG	TB	IN20	LG	BL	NET
Hoopes	68	2,676	39.4	8	15	55	1	33.2
COWBOYS	68	2,676	39.4	8	15	55	1	33.2
Opp.	82	3,247	39.6	7	20	64	1	34.1

PUNT RETURNS	NO	FC	YDS	AVG	LG	TD
Richards	28	13	288	10.3	43t	1
Woolsey	4	2	25	6.3	15	0
COWBOYS	32	15	313	9.8	43t	1
Opponents	37	8	261	7.1	34	0

KICKOFF RETURNS	NO	YDS	AVG	LG	TD
P. Pearson	16	391	24.4	42	0
Dennison	13	262	20.2	27	0
Woolsey	12	247	20.6	29	0
Henderson	4	130	32.5	97t	1
Young	3	54	18.0	29	0
P. Howard	2	51	25.5	31	0
Breunig	2	13	6.5	7	0
Peterson	1	10	10.0	10	0
Waters	1	0	0.0	0	0
COWBOYS	54	1,158	21.4	97t	1
Opponents	66	1,578	23.9	73	0

PASSING	ATT	COMP	YDS	PCT	AVG	ATT	TD	PCT	INT	PCT
Staubach	348	198	2,666	56.9	7.66	17	4.9	16	4.6	62
Longley	23	7	102	30.4	4.43	1	4.3	1	4.5	23
Newhouse	2	1	46	50.0	23.00	1	50.0	0	0.0	46t
Hoopes	3	1	21	33.3	7.00	0	0.0	0	0.0	21
COWBOYS	376	207	2,835	55.1	7.54	19	5.1	17	4.5	62
Opponents	373	162	2,328	43.4	6.24	19	5.1	25	6.7	80t

SCORE BY QUARTERS	1	2	3	4	OT	T
COWBOYS	36	115	88	105	6	350
Opponents	57	68	51	86	6	268

FIELD GOALS	11-19	20-29	30-39	40-49	50+
Fritsch	2-2	13-14	4-9	3-9	0-1
COWBOYS	2-2	13-14	4-9	3-9	0-1
Opponents	0-0	8-10	1-1	3-5	1-2

Fritsch: (32M,25.28M,39.31P,1), (40,45B,39M), (21,20,39), (24,22,32M), (50M,24), (20,49M, 41M,42), (33,43M,38M), (42B,21), (43,26), (26,45M,20), (37M), (23), (19), (22)

Opponents: (1), (28), (21), (1), (24,29), (28), (43,29M, 45M), (51,44,54B), (29), (49M,23,22B), (35), (27), (48), (1)

SCORING	TDR	TOP	TDR1	FG	PAT	S	TP
Fritsch	0	0	0	22/35	38/40	0	104
D. Pearson	0	8	0	0/0	0/0	0	48
Dennison	7	0	0	0/0	0/0	0	42
Richards	0	4	1a	0/0	0/0	0	30
P. Pearson	2	2	0	0/0	0/0	0	24
Staubach	4	0	0	0/0	0/0	0	24
Fugett	0	3	0	0/0	0/0	0	18
Young	2	1	0	0/0	0/0	0	18
Newhouse	2	0	0	0/0	0/0	0	12
DuPree	0	1	0	0/0	0/0	0	6
Harris	0	0	1b	0/0	0/0	0	6
Henderson	0	0	1c	0/0	0/0	0	6
Hughes	0	0	1d	0/0	0/0	0	6
Waters	0	0	1e	0/0	0/0	0	6
COWBOYS	17	19	5	22/35	38/40	0	350
Opponents	13	19	1*	13/18	31/32	0	268

a 43 punt return vs. Philadelphia (10/26)
 b 27 interception return vs. Washington (11/2)
 c 97 kickoff return vs. St. Louis (9/28)
 d 33 interception return vs. N.Y. Jets (12/21)
 e 20 interception return vs. Washington (12/13)
 * Matuszak fumble recovery in end zone vs. Kansas City (11/10)

USUAL STARTERS

WR Golden Richards	LE Ed Jones
LT Ralph Neely	LT Jethro Pugh
LG Burton Lawless (10)	RT Larry Cole (8)
Herb Scott (4)	Bill Gregory (6)
C John Fitzgerald	RE Harvey Martin
RG Blaine Nye	LLB Dave Edwards
RT Rayfield Wright	MLB Lee Roy Jordan
TE Jean Fugett (9)	RLB D.D. Lewis
Billy Joe DuPree (5)	LCB Mark Washington
WR Drew Pearson	RCB Mel Renfro
QB Roger Staubach	SS Charlie Waters
RB Preston Pearson (10)	FS Cliff Harris
Doug Dennison (3)	P Mitch Hoopes
FB Robert Newhouse	
K Tony Fritsch	<i>Pro Bowlers in Bold</i>

1976 ★ DALLAS COWBOYS STATISTICS ★ 1976

FIRST PLACE NFC EAST HEAD COACH: TOM LANDRY

PRESEASON (3-3)

Date	W/L	Score	Opponent	Att.
7/31	L	14-17	@ Oakland	52,391
8/7	L	14-26	@ Los Angeles	60,158
8/14	L	9-13	DENVER	54,567
8/21	W	36-16	Detroit @ Memphis	30,340
8/28	W	20-10	PITTSBURGH	64,264
9/4	W	26-20	HOUSTON (OT)	58,844

REGULAR SEASON (11-3)

9/12	W	27-7	PHILADELPHIA	54,052
9/19	W	24-6	@ New Orleans	61,413
9/26	W	30-27	BALTIMORE	64,237
10/3	W	28-13	@ Seattle	62,027
10/10	W	24-14	@ N. Y. Giants	76,042
10/17	L	17-21	@ St. Louis	50,317
10/24	W	41-21	CHICAGO	61,346
10/31	W	20-7	@ Washington	55,004
11/7	W	9-3	N. Y. GIANTS	58,870
11/15	W	17-10	BUFFALO	51,779
11/21	L	10-17	@ Atlanta	54,992
11/25	W	19-14	ST. LOUIS	62,498
12/5	W	26-7	@ Philadelphia	55,072
12/12	L	14-27	WASHINGTON	59,916

1976 DIVISIONAL PLAYOFF

12/19	L	12-14	LOS ANGELES	62,436
-------	---	-------	-------------	--------

RUSHING	ATT	YDS	AVG	LG	TD
Dennison	153	542	3.5	14	6
Newhouse	116	450	3.9	24	3
Laidlaw	94	424	4.5	28	3
P. Pearson	68	233	3.4	21	1
Young	48	208	4.3	24	0
Staubach	43	184	4.3	18	3
DuPree	7	50	7.1	13	0
D. Pearson	2	20	10.0	11	0
Saldi	1	19	19.0	19	0
D. White	6	17	2.8	14	0

COWBOYS	538	2,147	4.0	28	16
Opponents	484	1,821	3.8	35	12

RECEIVING	NO	YDS	AVG	LG	TD
D. Pearson	58	806	13.9	40	6
DuPree	42	680	16.2	38	2
Laidlaw	38	325	8.6	26	1
P. Pearson	23	316	13.7	30	2
Richards	19	414	21.8	56	3
Newhouse	15	86	5.7	16	0
Young	11	134	12.2	25	1
Dennison	8	67	8.4	33	0
Johnson	5	84	16.8	43	2
Barnes	1	43	43.0	43	0
Reece	1	6	6.0	6	0
Saldi	1	6	6.0	6	0

COWBOYS	222	2,967	13.4	56	17
Opponents	187	2,236	12.0	54	12

INTERCEPTIONS	NO	YDS	AVG	LG	TD
Washington	4	49	12.3	22	0
Harris	3	32	10.7	29	0
Renfro	3	23	7.7	23	0
Waters	3	6	2.0	5	0
Barnes	1	23	23.0	23	0
Hughes	1	0	0.0	0	0
Martin	1	0	0.0	0	0

COWBOYS	16	133	8.3	29	0
Opponents	13	155	11.9	37	1

PUNTING	NO	YDS	AVG	TBIN20	LG	BL	NET
D. White	70	2,690	38.4	12	54	0	31.4
Herrera	2	49	24.5	0	27	0	24.5
COWBOYS	72	2,739	38.0	12	54	0	31.2
Opp.	92	3,681	40.0	14	58	2	31.7

PUNT RETURNS	NO	FC	YDS	AVG	LG	TD
Johnson	45	11	489	10.9	55	0
Waters	0	1	0	0.0	0	0

COWBOYS	45	12	489	10.9	55	0
Opponents	28	9	252	9.0	59	0

KICKOFF RETURNS	NO	YDS	AVG	LG	TD
Johnson	28	693	24.8	74	0
Jensen	13	313	24.1	35	0
Saldi	1	9	9.0	9	0
Henderson	0	12	12.0	12	0
COWBOYS	42	1,027	24.5	74	0
Opponents	62	1,275	20.6	35	0

SCORE BY QUARTERS	1	2	3	4	OT	T
COWBOYS	49	117	65	65	0	296
Opponents	17	58	34	85	0	194

FIELD GOALS	11-19	20-29	30-39	40-49	50+
Herrera	1-1	8-8	6-8	3-5	0-1
COWBOYS	1-1	8-8	6-8	3-5	0-1
Opponents	1-1	5-5	1-2	0-3	0-1

Herrera: (37,46) (25) (37,18,32) (508,39M) (24, 44M) (35) (22) (37,21) (22,30,20) (31M, 43) (23) (41M,42) (21) (1)

Opponents: (45M) (55M) (44M,30,24) (1) (24B) (1) (1) (1) (19) (44M,22) (21) (1) (1) (25,27)

SCORING	TDR	TDP	TDR1	FG	PAT	S	TP
Herrera	0	0	0	18/23	34/34	0	88
D. Pearson	0	6	1a	0/0	0/0	0	42
Dennison	6	0	0	0/0	0/0	0	36
Laidlaw	3	1	1	0/0	0/0	0	24
Newhouse	3	0	0	0/0	0/0	0	18
P. Pearson	1	2	0	0/0	0/0	0	18
Richards	0	3	0	0/0	0/0	0	18
Staubach	3	0	0	0/0	0/0	0	18
DuPree	0	2	0	0/0	0/0	0	12
Johnson	0	2	0	0/0	0/0	0	12
Young	0	1	0	0/0	0/0	0	6
Henderson	0	0	0	0/0	0/0	1+	2
Kyle	0	0	0	0/0	0/0	1+	2
COWBOYS	16	17	1	18/23	34/34	2	296
Opponents	12	12	1*	7/12	23/25	0	194

a Fumble recovery in end zone vs. New Orleans (9/19)
 + Blocked punt out of end zone vs. St. Louis (11/25)
 \$ Blocked punt out of end zone vs. Philadelphia (12/5)
 * Hartenstein 12 interception return vs. Chicago (10/24)

USUAL STARTERS

WR Golden Richards (9)	LE Ed Jones
Jay Saldi (3)	LT Jethro Pugh
LT Ralph Neely	RT Larry Cole (8)
LG Herb Scott (10)	Bill Gregory (16)
Burton Lawless (4)	RE Harvey Martin
C John Fitzgerald	LLB Bob Breung
RG Blaine Nye	MLB Lee Roy Jordan
RT Rayfield Wright	RLB D. Lewis
TE Billy Joe DuPree	LCB Benny Barnes
WR Drew Pearson	RCB Mel Renfro (9)
OB Roger Staubach	Mark Washington (5)
RB Doug Dennison	SS Charlie Waters
FB Scott Laidlaw (7)	FS Cliff Harris
Robert Newhouse (7)	P Danny White
K Eren Herrera	

Pro Bowlers in Bold

TEAM STATISTICS	DALLAS	OPP
FIRST DOWNS	269	246
Rushing	111	113
Passing	140	111
Penalty	18	22
Third Down-Made/Att.	98/220	81/213
Third Down Efficiency	44.5	38.0
Fourth Down-Made/Att.	9/14	8/16
TOTAL NET YARDS	4,894	3,730
Avg. Per Game	348.9	266.4
Total Plays	958	919
Avg. Per Play	5.1	4.1
NET YARDS RUSHING	2,147	1,821
Avg. Per Game	153.4	130.1
Total Rushes	538	484
Avg. Per Rush	4.0	3.8
NET YARDS PASSING	2,737	1,909
Sacked/Yards Lost	30/230	44/327
Gross Yards	2,967	2,236
Attempts/Completions	390/222	391/187
Pct. of Completions	56.9	47.8
Had Intercepted	13	16
PUNTS/AVERAGE	72/38.0	92/40.0
Net Punting Average	31.2	31.7
PUNT RET./AVG.	45/10.9	28/9.0
KICKOFF RET./AVG.	42/24.5	62/20.6
INT./AVG. RET.	16/8.3	13/11.9
PENALTIES/YARDS	94/761	71/643
FUMBLES/BALL LOST	26/16	32/12
TOUCHDOWNS	34	25
Rushing	16	12
Passing	17	12
Returns	1	1
EXTRA POINTS/ATTEMPTS	34/34	23/25
FIELD GOALS/ATTEMPTS	18/23	7/12

PASSING	ATT	COMP	YDS	PCT	ATT	PCT	TD	INT	INT	LG	SKS/YDS	RATING
Staubach	369	208	2,715	56.4	7.36	14	3	11	3.0	53	29/215	79.9
D. White	20	13	213	65.0	10.65	2	10.0	2	10.0	56	1/15	94.4
D. Pearson	1	1	39	100.0	39.00	1	100.0	0	0.0	39	0/0	118.8
COWBOYS	390	222	2,967	56.9	7.61	17	4.4	13	3.3	56	30/230	82.1
Opponents	391	187	2,236	47.8	5.72	12	3.1	16	4.1	54	44/327	59.0

1977 ★ DALLAS COWBOYS STATISTICS ★ 1977

FIRST PLACE NFC EAST HEAD COACH: TOM LANDRY

PRESEASON (3-3)

Date	W/L	Score	Opponent	Att.
8/6	W	34-14	SAN DIEGO	59,504
8/13	L	17-23	@ Seattle (OT)	58,789
8/20	L	14-20	MIAMI	56,820
8/27	W	23-21	BALTIMORE	54,835
9/3	L	14-23	@ Houston	49,777
9/8	W	30-0	PITTSBURGH	49,824

REGULAR SEASON (12-2)

9/18	W	16-10	@ Minnesota (OT)	47,678
9/25	W	41-21	N.Y. GIANTS	64,215
10/2	W	23-7	TAMPA BAY	55,316
10/9	W	30-24	@ St. Louis	50,129
10/16	W	34-16	WASHINGTON	62,115
10/23	W	16-10	@ Philadelphia	65,507
10/30	W	37-0	DETROIT	63,160
11/6	W	24-10	@ N.Y. Giants	74,532
11/14	L	17-24	ST. LOUIS	64,038
11/20	L	13-28	@ Pittsburgh	49,761
11/27	W	14-7	@ Washington	55,031
12/4	W	24-14	PHILADELPHIA	60,289
12/12	W	42-36	@ San Francisco	55,848
12/18	W	14-6	DENVER	63,752

1977 DIVISIONAL PLAYOFF

12/26	W	37-7	CHICAGO	62,920
-------	---	------	---------	--------

1977 NFC CHAMPIONSHIP GAME

1/1/78	W	23-6	MINNESOTA	61,968
--------	---	------	-----------	--------

SUPER BOWL XII (New Orleans)

1/15/78	W	27-10	Denver	76,400
---------	---	-------	--------	--------

TEAM STATISTICS

	DALLAS	OPP
FIRST DOWNS	272	205
Rushing	118	88
Passing	136	94
Penalty	18	23
Third Down-Made/Att.	90/213	69/207
Third Down Efficiency	42.3	33.3
Fourth Down-Made/Att.	3/5	10/16
TOTAL NET YARDS	4,812	3,213
Avg. Per Game	343.7	229.5
Total Plays	969	880
Avg. Per Play	5.0	3.7
NET YARDS RUSHING	2,369	1,651
Avg. Per Game	169.2	117.9
Total Rushes	564	457
Avg. Per Rush	4.2	3.6
NET YARDS PASSING	2,443	1,562
Sacked/Yards Lost	33/246	53/429
Gross Yards	2,689	1,991
Attempts/Completions	372/215	370/154
Pct. of Completions	57.8	41.6
Had Intercepted	10	21
PUNTS/AVERAGE	83/38.7	103/37.1
Net Punting Average	32.4	31.1
PUNT RET./AVG.	61/8.9	36/7.8
KICKOFF RET./AVG.	44/24.3	71/22.7
INT./AVG. RET.	21/10.9	10/18.4
PENALTIES/YARDS	106/865	78/731
FUMBLES/BALL LOST	26/14	22/10
TOUCHDOWNS	42	26
Rushing	21	9
Passing	18	14
Returns	3	3
EXTRA POINTS/ATTEMPTS	39/41	26/26
FIELD GOALS/ATTEMPTS	18/29	10/15
AVG. TIME OF POSS.	32:37	27:23

RUSHING	ATT	YDS	AVG	LG	TD
Dorsett	208	1,007	4.8	84	12
Newhouse	180	721	4.0	29	3
P. Pearson	89	341	3.8	22	1
Staubach	51	171	3.4	33	3
Dennison	12	60	5.0	17	1
Brinson	8	28	3.5	20	1
D. Pearson	2	22	11.0	11	0
Laidlaw	9	15	1.7	8	0
DuPre	3	9	3.0	7	0
D. White	1	-2	-2.0	-2	0
Johnson	1	-3	-3.0	-3	0
COWBOYS	564	2,369	4.2	84	21
Opponents	457	1,651	3.6	62	9

RECEIVING	NO	YDS	AVG	LG	TD
D. Pearson	48	870	18.1	67	2
P. Pearson	46	535	11.6	36	4
Dorsett	29	273	9.4	23	1
DuPre	28	347	12.4	23	3
Richards	17	225	13.2	50	3
Newhouse	16	106	6.6	41	1
Johnson	12	135	11.3	22	1
Saldi	11	108	9.8	23	2
Laidlaw	5	60	12.0	18	1
Hill	2	21	10.5	12	0
Dennison	1	9	9.0	9	0
COWBOYS	215	2,689	12.5	67	18
Opponents	154	1,991	12.9	60	14

INTERCEPTIONS	NO	YDS	AVG	LG	TD
Harris	5	7	1.4	7	0
Henderson	3	79	26.3	79	1
Waters	3	11	3.7	6	0
Washington	2	32	16.0	21	0
Renfro	2	28	14.0	25	0
Hughes	2	19	9.5	11	0
Lewis	1	29	29.0	29	0
Breunig	1	15	15.0	15	0
Kyle	1	9	9.0	9	0
Hegman	1	0	0.0	0	0
COWBOYS	21	229	10.9	79	1
Opponents	10	184	18.4	48	0

PUNTING	NO	YDS	AVG	TB/IN20	LG	BL	NET
D. White	81	3,171	39.6	10	25	57	1,332
Herrera	2	44	22.0	0	2	28	0
COWBOYS	83	3,215	38.7	10	27	57	1,324
Opp.	103	3,825	37.1	4	10	65	0

PUNT RETURNS	NO	FC	YDS	AVG	LG	TD
Johnson	50	15	423	8.5	38	0
Hill	10	1	124	12.4	29	0
Harris	1	0	-2	-2.0	-2	0
COWBOYS	61	16	545	8.9	38	0
Opponents	36	8	280	7.8	68	1

KICKOFF RETURNS	NO	YDS	AVG	LG	TD
Johnson	22	536	24.4	64	0
Brinson	17	409	24.1	41	0
Hill	3	64	21.3	29	0
Dennison	1	30	30.0	30	0
Henderson	1	8	8.0	8	0
DuPre	0	24	24.0	24	0
COWBOYS	44	1,071	24.3	64	0
Opponents	71	1,614	22.7	48	0

PASSING	ATT	COMP	YDS	PCT	AVG	TD	PCT	INT	PCT	INT	LG	SKS/YDS	RATING
Staubach	361	210	2,620	58.2	7.26	18	5.0	9	2.5	67	30/219	87.1	
D. White	10	4	35	40.0	3.50	0	0.0	1	10.0	12	2/15	45.8	
Dorsett	1	1	34	100.0	34.00	0	0.0	0	0.0	34	0/0	118.8	
Watters	0	0	0	0.0	0.00	0	0.0	0	0.0	0	1/12	42.3	
COWBOYS	372	215	2,689	57.8	7.23	18	4.8	10	2.7	67	33/246	85.1	
Opponents	370	154	1,991	41.6	5.38	14	3.8	21	5.7	60	53/429	48.0	

SCORE BY QUARTERS	1	2	3	4	OT	T
COWBOYS	64	129	53	93	6	345
Opponents	33	73	69	37	0	212

FIELD GOALS	11-19	20-29	30-39	40-49	50+
Herrera	2-2	5-7	4-8	6-11	1-1
COWBOYS	2-2	5-7	4-8	6-11	1-1
Opponents	0-0	3-3	4-5	1-4	2-3

Herrera: (40,27M),(37,41,38B),(32,31M,19,20), (29,46M,40,44),(44B,44,52),(34M,49M, 18),(21,45,30),(35),(21),(1),(1),(24),(49M), (38M,35M,28M)
Opponents: (31M,35),(1),(1),(32),(25,40,53),(32),(1), (50M,51),(26),(1),(41M,40M,43M),(1),(1), (22,37)

SCORING	TDR	TOP	TDPRI	FG	PAT	S	TP
Herrera	0	0	0	18/29	39/41	0	93
Dorsett	12	1	0	0/0	0/0	0	78
P. Pearson	1	4	0	0/0	0/0	0	30
Newhouse	3	1	0	0/0	0/0	0	24
DuPre	0	3	0	0/0	0/0	0	18
Richards	0	3	0	0/0	0/0	0	18
Saldi	0	2	1a	0/0	0/0	0	18
Staubach	3	0	0	0/0	0/0	0	18
D. Pearson	0	2	0	0/0	0/0	0	12
Brinson	1	0	0	0/0	0/0	0	6
Dennison	1	0	0	0/0	0/0	0	6
Henderson	0	0	1b	0/0	0/0	0	6
Johnson	0	1	0	0/0	0/0	0	6
Laidlaw	0	1	0	0/0	0/0	0	6
Waters	0	0	1c	0/0	0/0	0	6
COWBOYS	21	18	3	18/29	39/41	0	345
Opponents	9	14	3*	10/15	26/26	0	212

a 8 fumble return vs. N. Y. Giants (11/6)
b 79 interception return vs. Tampa Bay (10/2)
c 17 blocked punt return vs. Philadelphia (10/23)
* Hammond 68 punt return vs. N. Y. Giants (9/25)
Wood 37 fumble return vs. Tampa Bay (10/2)
Davis 35 fumble return vs. St. Louis (10/9)

USUAL STARTERS

WR Golden Richards	LE Ed Jones
LT Ralph Neely	LT Jethro Pugh
LG Herb Scott (10)	RT Randy White
RB Burton Lawless (4)	RE Harvey Martin
C John Fitzgerald	LLB Thomas Henderson
RG Tom Rafferty	MLB Bob Breunig
RT Pat Donovan	RLB D.D. Lewis
TE Billy Joe DuPre	LCB Benny Barnes
WR Drew Pearson	RCB Aaron Kyle (10)
QB Roger Staubach	Mark Washington (4)
RB Preston Pearson (10)	SS Charlie Waters
Tony Dorsett (4)	FS Cliff Harris
FB Robert Newhouse	P Danny White
K Eren Herrera	

Pro Bowlers in Bold

STAFF PLAYERS 2010 SEASON RECORDS 1977 PLAYOFF RECORDS STATISTICS SIDELINES

1978 ★ DALLAS COWBOYS STATISTICS ★ 1978

**FIRST PLACE, NFC EAST
HEAD COACH: TOM LANDRY**

PRESEASON (3-1)

Date	W/L	Score	Opponent	Att.
8/5	W	41-24	@ SAN FRANCISCO	63,736
8/12	W	21-14	@ Denver	74,619
8/19	L	13-27	HOUSTON	62,242
8/26	W	16-13	PITTSBURGH	59,747

REGULAR SEASON (12-4)

Date	W/L	Score	Opponent	Att.
9/4	W	38-0	BALTIMORE	64,224
9/10	W	34-24	@ N.Y. Giants	73,265
9/17	L	14-27	@ Los Angeles	65,749
9/24	W	21-12	ST. LOUIS	62,760
10/2	L	5-9	@ Washington	55,031
10/8	W	24-3	N. Y. GIANTS	63,420
10/15	W	24-21	@ St. Louis (OT)	48,991
10/22	W	14-7	PHILADELPHIA	60,525
10/26	L	10-21	MINNESOTA	61,848
11/5	L	16-23	@ Miami	69,414
11/12	W	42-14	@ Green Bay	55,256
11/19	W	27-7	NEW ORLEANS	57,920
11/23	W	37-10	WASHINGTON	64,905
12/3	W	17-10	NEW ENGLAND	65,263
12/10	W	31-3	@ Philadelphia	64,667
12/17	W	30-17	@ N.Y. Jets	52,532

1978 DIVISIONAL PLAYOFF

12/30	W	27-20	ATLANTA	60,338
-------	---	-------	---------	--------

1978 NFC CHAMPIONSHIP GAME

1/7/79	W	28-0	@ Los Angeles	67,470
--------	---	------	---------------	--------

**SUPER BOWL XIII
(Miami)**

1/21/79	L	31-35	Pittsburgh	78,656
---------	---	-------	------------	--------

TEAM STATISTICS **DALLAS** **OPP**

FIRST DOWNS	342	232
Rushing	146	83
Passing	167	128
Penalty	29	21
Third Down-Made/Att.	118/235	78/220
Third Down Efficiency	50.2	35.5
Fourth Down-Made/Att.	4/8	8/13
TOTAL NET YARDS	5,959	4,009
Avg. Per Game	372.4	250.6
Total Plays	1,107	967
Avg. Per Play	5.4	4.1
NET YARDS RUSHING	2,783	1,721
Avg. Per Game	173.9	107.6
Total Rushes	625	477
Avg. Per Rush	4.5	3.6
NET YARDS PASSING	3,176	2,288
Sacked/Yards Lost	33/229	58/442
Gross Yards	3,405	2,730
Attempts/Completions	449/251	432/202
Pct. of Completions	55.9	46.8
Had Intercepted	17	23
PUNTS/AVERAGE	77/39.9	108/39.2
Net Punting Average	33.1	32.4
PUNT RET./AVG.	63/8.0	40/7.8
KICKOFF RET./AVG.	47/19.1	73/23.4
INT./AVG. RET.	23/13.7	17/10.4
PENALTIES/YARDS	96/816	95/783
FUMBLES/BALL LOST	36/18	27/13
TOUCHDOWNS	48	25
Rushing	22	13
Passing	25	11
Returns	1	1
EXTRA POINTS/ATTEMPTS	46/48	23/25
FIELD GOALS/ATTEMPTS	16/26	11/22
AVG. TIME OF POSS.	32:24	27:36

RUSHING	ATT	YDS	AVG	LG	TD
Dorsett	290	1,325	4.6	63	7
Newhouse	140	584	4.2	24	8
Laidlaw	75	312	4.2	59	3
Staubach	42	182	4.3	23	1
P. Pearson	25	104	4.2	18	0
Brinson	18	96	5.3	39†	2
Demission	14	75	5.4	23	1
Blackwell	9	37	4.1	13	0
D. Pearson	3	29	9.7	33	0
Hill	3	17	5.7	14	0
DuPree	1	15	15.0	15	0
D. White	5	7	1.4	4	0

COWBOYS	625	2,783	4.5	63	22
Opponents	477	1,721	3.6	52†	13

RECEIVING	NO	YDS	AVG	LG	TD
P. Pearson	47	526	11.2	34	0
Hill	46	823	17.9	54	6
D. Pearson	44	714	16.2	53†	3
Dorsett	37	378	10.2	91†	2
DuPree	34	509	15.0	38	9
Newhouse	20	176	8.8	24	2
Johnson	12	155	12.9	23	0
Laidlaw	6	108	18.0	44†	1
Saldi	3	8	2.7	5	2
Demission	1	6	6.0	6	0
Richards	1	2	2.0	2	0

COWBOYS	251	3,405	13.6	91†	25
Opponents	202	2,730	13.5	51	11

INTERCEPTIONS	NO	YDS	AVG	LG	TD
Barnes	5	72	14.4	38	0
Waters	4	61	15.3	22	0
Harris	4	26	6.5	23	0
Kyles	3	20	6.7	17	0
Hughes	2	80	40.0	56	0
Thurman	2	35	17.5	23	0
Cole	1	13	13.0	13	0
Martin	1	7	7.0	7	0
Breunig	1	2	2.0	2	0

COWBOYS	23	316	13.7	56	0
Opponents	17	176	10.4	43†	1

PUNTING	NO	YDS	AVG	TB	IN20	LG	BL	NET
D. White	77	3,076	39.9	11	16	56	1	33.1
COWBOYS	77	3,076	39.9	11	16	56	1	33.1
Opp.	108	4,257	39.4	13	16	61	0	32.4

PUNT RETURNS	NO	FC	YDS	AVG	LG	TD
Johnson	51	12	401	7.9	23	0
Hill	11	0	101	9.2	20	0
Thurman	1	0	0	0.0	0	0

COWBOYS	63	12	502	8.0	23	0
Opponents	40	13	311	7.8	38	0

KICKOFF RETURNS	NO	YDS	AVG	LG	TD
Johnson	29	603	20.8	56	0
Brinson	6	93	15.5	31	0
Blackwell	3	70	23.3	31	0
Demission	3	63	21.0	24	0
Thurman	3	42	14.0	20	0
R. White	1	15	15.0	15	0
Lawless	1	10	10.0	10	0
Saldi	1	0	0.0	0	0

COWBOYS	47	896	19.1	56	0
Opponents	73	1,709	23.4	57	0

PASSING	ATT	COMP	YDS	PCT	AVG	ATT	TD
Staubach	413	231	3,190	55.9	7.72	25	6.1
D. White	34	20	215	58.8	6.32	0	0.0
Hill	1	0	0	0.0	0.00	0	0.0
Dorsett	1	0	0	0.0	0.00	0	0.0

COWBOYS	449	251	3,405	55.9	7.58	25	5.6
Opponents	432	202	2,730	46.8	6.32	11	2.5

SCORE BY QUARTERS	1	2	3	4	OT	T
COWBOYS	58	121	118	84	3	384
Opponents	83	43	25	57	0	208

FIELD GOALS	11-19	20-29	30-39	40-49	50+
Septen	2-3	8-8	3-5	6-11	0-0

COWBOYS	2-3	8-8	3-5	6-11	0-0
Opponents	0-0	3-3	3-7	4-10	1-2

Septen: (18M,45M,48), (49M), (19), (22), (49M,47), (40M), (25), (30,39,24), (33M), (47M,24,26), (33,21,38M,44), (26), (44M, 18,43M), (22)

Opponents: (37M), (42), (47M), (23,47M,44B,42M), (52,42,27), (37), (33M), (1), (47M), (45,23, 33), (1), (1), (48,53B), (46B,30,36B,39M), (1)

SCORING	TDR	TDP	TDR1	FG	PAT	S	TP
Septen	0	0	0	16/26	46/47	0	94
Dorsett	7	2	1a	0/0	0/0	0	60
Newhouse	8	2	0	0/0	0/0	0	60
DuPree	0	9	0	0/0	0/0	0	54
Hill	0	6	0	0/0	0/0	0	36
Laidlaw	3	1	0	0/0	0/0	0	24
D. Pearson	0	3	0	0/0	0/0	0	18
Brinson	2	0	0	0/0	0/0	0	12
Saldi	0	2	0	0/0	0/0	0	12
Demission	1	0	0	0/0	0/0	0	6
Staubach	1	0	0	0/0	0/0	0	6
Waters	0	0	0	0/0	0/0	1	2

COWBOYS 22 25 1 16/26 46/48 1 384

Opponents 13 11 1* 11/22 23/25 1#282

a 54 fumble return vs. N. Y. Jets (12/17)

* +sacked Theismann in end zone vs. Washington (10/2)

* Perry 43 interception return vs. Los Angeles (9/17)

Thaxton blocked punt out of end zone vs. St. Louis (9/24)

% missed PAT @ N.Y. Giants (9/10)

% fumbled snap on PAT @ N.Y. Jets (12/17)

USUAL STARTERS

WR Tony Hill	LE Ed Jones
LT Pat Donovan	LT Jethro Pugh (13)
LG Herb Scott	LT Larry Cole (3)
C John Fitzgerald	RT Randy White
RG Tom Rafferty	RE Harvey Martin
RT Rayfield Wright (11)	LLB Thomas Henderson
Andy Frederick (3)	MLB Bob Breunig
TE Billy Joe DuPree	RLB D.D. Lewis
WR Drew Pearson	LCB Benny Barnes
OB Roger Staubach	RCB Aaron Kyle
RB Tony Dorsett	SS Charlie Waters
FB Robert Newhouse (12)	FS Cliff Harris
Scott Laidlaw (4)	P Danny White
K Raphael Septen	

Pro Bowlers in Bold

1979 ★ DALLAS COWBOYS STATISTICS ★ 1979

FIRST PLACE, NFC EAST HEAD COACH: TOM LANDRY

PRESEASON (3-2)

Date	W/L	Score	Opponent	Att.
7/28	L	13-20	Oakland @ Canton	20,648
8/4	W	7-6	DENVER	61,192
8/12	L	17-27	@ Seattle	59,803
8/18	W	16-13	HOUSTON	62,803
8/25	W	16-14	PITTSBURGH	64,543

REGULAR SEASON (11-5)

9/2	W	22-21	@ St. Louis	50,855
9/9	W	21-13	@ San Francisco	56,728
9/16	W	24-20	CHICAGO	64,056
9/24	L	7-26	@ Cleveland	80,123
9/30	W	38-13	CINCINNATI	63,179
10/7	W	36-20	@ Minnesota	47,572
10/14	W	30-16	LOS ANGELES	64,462
10/21	W	23-13	ST. LOUIS	64,300
10/28	L	3-14	@ Pittsburgh	50,199
11/4	W	16-14	@ N. Y. GIANTS	76,490
11/12	L	21-31	PHILADELPHIA	62,417
11/18	L	20-34	@ Washington	55,031
11/22	L	24-30	HOUSTON	63,877
12/2	W	28-7	N. Y. GIANTS	63,787
12/8	W	24-17	@ Philadelphia	71,434
12/16	W	35-34	WASHINGTON	62,867

1979 DIVISIONAL PLAYOFF

12/30	L	19-21	LOS ANGELES	64,792
-------	---	-------	-------------	--------

TEAM STATISTICS

	DALLAS	OPP
TEAM DOWNS	339	259
Rushing	122	105
Passing	195	135
Penalty	22	19
Third Down-Made/Att.	120/241	80/228
Third Down Efficiency	49.8	35.1
Fourth Down-Made/Att.	2/9	5/11
TOTAL NET YARDS	5,968	4,586
Avg. Per Game	373.0	286.6
Total Plays	1,122	978
Avg. Per Play	5.3	4.7
NET YARDS RUSHING	2,375	2,115
Avg. Per Game	148.4	132.2
Total Rushes	578	500
Avg. Per Rush	4.1	4.2
NET YARDS PASSING	3,593	2,471
Sacked/Yards Lost	41/290	43/362
Gross Yards	3,883	2,833
Attempts/Completions	503/287	435/207
Pct. of Completions	57.1	47.6
Had Intercepted	13	13
PUNTS/AVERAGE	76/41.7	96/40.8
Net Punting Average	36.0	35.7
PUNT RET./AVG.	51/6.5	34/7.4
KICKOFF RET./AVG.	68/19.4	68/23.2
INT./AVG. RET.	13/14.8	13/8.8
PENALTIES/YARDS	100/845	70/704
FUMBLES/BALL LOST	33/21	20/10
TOUCHDOWNS	45	38
Rushing	15	15
Passing	29	21
Returns	1	2
EXTRA POINTS/ATTEMPTS	40/45	34/38
FIELD GOALS/ATTEMPTS	19/29	17/27
AVG. TIME OF POS.	32:57	27:03

RUSHING

	ATT	YDS	AVG	LG	TD
Dorsett	250	1,107	4.4	41	6
Newhouse	124	449	3.6	21	3
Springs	67	248	3.7	15	2
Laidlaw	69	236	3.4	15	3
Staubach	37	172	4.5	20	0
Brinson	14	48	3.6	10	0
D. Pearson	3	27	9.0	16	0
D. White	1	25	25.0	25	0
DuPree	2	19	9.5	20	0
Hill	2	18	9.0	12	0
P. Pearson	7	14	2.0	11	1
Johnson	1	13	13.0	13	0
Saldi	1	-1	-1.0	-1	0
COWBOYS	578	2,375	4.1	41	15
Opponents	500	2,115	4.2	76	15

RECEIVING

	NO	YDS	AVG	LG	TD
Hill	60	1,062	17.7	75	10
D. Pearson	55	1,026	18.7	56	8
Dorsett	45	375	8.3	32	1
DuPree	29	324	11.2	33	5
P. Pearson	26	333	12.8	26	1
Springs	25	251	10.0	27	1
Saldi	14	181	12.9	23	1
Laidlaw	12	59	4.9	12	0
Newhouse	7	55	7.9	21	1
Johnson	6	105	17.5	28	1
Cosbie	5	36	7.2	12	0
Wilson	3	76	25.3	45	0
COWBOYS	287	3,883	13.5	75	29
Opponents	207	2,833	13.7	64	21

INTERCEPTIONS

	NO	YDS	AVG	LG	TD
Hughes	2	91	45.5	68	0
Harris	2	35	17.5	20	0
Barnes	2	20	10.0	11	0
Lewis	2	8	4.0	5	0
Kyle	2	0	0.0	0	0
Mitchell	1	36	36.0	36	0
Thornton	1	3	3.0	3	0
Thurman	1	0	0.0	0	0
COWBOYS	13	193	14.8	68	0
Opponents	13	114	8.8	39	1

PUNTING

	NO	YDS	AVG	TB	IN20	LG	BL	NET
D. White	76	3,168	41.7	9	21	73	0	36.0
COWBOYS	76	3,168	41.7	9	21	73	0	36.0
Opp.	96	3,921	40.8	8	17	72	0	35.7

PUNT RETURNS

	NO	FC	YDS	AVG	LG	TD
Wilson	35	12	236	6.8	13	0
Manning	10	2	55	5.5	17	0
Hill	6	1	43	7.2	12	0
COWBOYS	51	15	334	6.5	17	0
Opponents	34	18	252	7.4	31	0

KICKOFF RETURNS

	NO	YDS	AVG	LG	TD
Springs	38	780	20.5	70	0
Wilson	19	328	17.2	26	0
Manning	7	145	20.7	47	0
Brinson	2	29	14.5	17	0
Hill	1	32	32.0	32	0
Huther	1	8	8.0	8	0
COWBOYS	68	1,322	19.4	70	0
Opponents	68	1,580	23.2	106	1

SCORE BY

QUARTERS	1	2	3	4	OT	T
COWBOYS	73	102	87	109	0	371
Opponents	87	88	60	78	0	313

FIELD GOALS

	11-19	20-29	30-39	40-49	50+
Septien	0-0	7-7	7-11	3-8	2-3
COWBOYS	0-0	7-7	7-11	3-8	2-3
Opponents	0-0	4-4	4-6	7-13	2-4

Septien: (37.50M,24.27),(23.51),(46.43M),(34B,47M),(26),(34),(32),(51,47M,29),(32,32M),(26,37,22),(47M),(34,37),(44),(34M,31M,46M),(40),(J)

Opponents: (60M),(30,35M,44),(J),(46,38),(37,35),(42,41),(51,41,48M,40B),(32M),(48M),(45M,59,52M,45M),(44M,46,45),(27),(J),(27),(24,24)

SCORING

	TDR	TDP	TDR1	FG	PAT	3P	TP
Septien	0	0	0	19/29	40/44	0	97
Hill	0	10	0	0/0	0/0	0	60
D. Pearson	0	8	0	0/0	0/0	0	48
Dorsett	6	1	0	0/0	0/0	0	42
DuPree	0	5	0	0/0	0/0	0	30
Newhouse	3	1	0	0/0	0/0	0	24
Laidlaw	3	0	0	0/0	0/0	0	18
Springs	2	1	0	0/0	0/0	0	18
P. Pearson	1	1	0	0/0	0/0	0	12
Barnes	0	0	1a	0/0	0/0	0	6
Johnson	0	1	0	0/0	0/0	0	6
Saldi	0	1	0	0/0	0/0	0	6
COWBOYS	15	29	1	19/29	40/45	0	371
Opponents	15	21	2*	17/27	34/38	0	313

a 33 fumble return vs. Minnesota (10/7)
* Darden 39 interception return vs. Cleveland (9/24)
Green 108 kickoff return vs. St. Louis (10/21)

USUAL STARTERS

WR Tony Hill	LE Larry Cole (12)
LT Pat Donovan	John Dutton (4)
LG Herb Scott	LT Dave Stalls (12)
C John Fitzgerald	Larry Cole (4)
RG Tom Raftery	RT Randy White
RT Jim Cooper (11)	RE Harvey Martin
Rayfield Wright (5)	LLB Thomas Henderson (10)
TE Billy Joe DuPree	MLB Mike Hegman (5)
WR Drew Pearson	MLB Bob Breung
QB Roger Staubach	FLB D.D. Lewis
RB Tony Dorsett	LCB Benny Barnes
FB Robert Newhouse (12)	RCB Aaron Kyle
Scott Laidlaw (3)	SS Randy Hughes
K. Raphael Septien	FS Cliff Harris
	P Danny White

Pro Bowlers in Bold

PASSING

	ATT	COMP	YDS	PCT	AVG	ATT	TD	TD	INT	INT	LG	SKS	YDS	RATING
Staubach	461	267	3,586	57.9	7.78	27	59	11	2	4	75	36/240	92.4	
D. White	39	19	267	48.7	6.85	1	2	6	5.1	45	4/46	58.6		
Springs	3	1	30	33.0	10.00	1	33	0	0	30	1/4	111.0		
COWBOYS	503	287	3,883	57.1	7.72	29	5	13	2	75	41/290	90.3		
Opponents	435	207	2,833	47.6	6.51	21	4	13	3	64	43/362	72.4		

STAFF PLAYERS 2010 SEASON RECORDS PLAYOFF RECORDS STATISTICS SIDELINES

1980 ★ DALLAS COWBOYS STATISTICS ★ 1980

SECOND PLACE, NFC EAST HEAD COACH: TOM LANDRY

PRESEASON (3-1)			
Date	W/L	Score	Opponent
8/9	W	17-14	GREEN BAY
8/16	W	19-16	@ Los Angeles
8/23	W	20-13	HOUSTON
8/30	L	10-31	PITTSBURGH
REGULAR SEASON (12-4)			
9/8	W	17-3	@ Washington
9/14	L	20-41	@ Denver
9/21	W	28-17	TAMPA BAY
9/28	W	28-7	@ Green Bay
10/5	W	24-3	N. Y. GIANTS
10/12	W	59-14	SAN FRANCISCO
10/19	L	10-17	@ Philadelphia
10/26	W	42-31	SAN DIEGO
11/2	W	27-24	@ St. Louis
11/9	L	35-38	@ N. Y. Giants
11/16	W	31-21	ST. LOUIS
11/23	W	14-10	WASHINGTON
11/27	W	51-7	SEATTLE
12/7	W	19-13	@ Oakland
12/15	L	14-38	@ Los Angeles
12/21	W	35-27	PHILADELPHIA
1980 WILD CARD GAME			
12/28	W	34-13	LOS ANGELES
1980 DIVISIONAL PLAYOFF			
1/4/81	W	30-27	@ Atlanta
1980 NFC CHAMPIONSHIP GAME			
1/11/81	L	7-20	@ Philadelphia

TEAM STATISTICS	DALLAS	OPP
FIRST DOWNS	337	296
Rushing	143	98
Passing	171	160
Penalty	23	28
Third Down-Made/Att.	130/243	88/222
Third Down Efficiency	53.5	39.6
Fourth Down-Made/Att.	5/11	7/15
TOTAL NET YARDS	5,468	5,279
Avg. Per Game	341.8	329.9
Total Plays	1,075	996
Avg. Per Play	5.1	5.3
NET YARDS RUSHING	2,346	2,069
Avg. Per Game	146.6	129.3
Total Rushes	594	469
Avg. Per Rush	4.0	4.4
NET YARDS PASSING	3,104	3,205
Sacked/Yards Lost	31/252	43/358
Gross Yards	3,356	3,563
Attempts/Completions	449/265	484/231
Pct. of Completions	59.6	47.7
Had Intercepted	25	27
PUNTS/AVERAGE	71/40.8	76/43.5
Net Punting Average	34.8	34.7
PUNT RET./AVG.	55/10.1	31/6.6
KICKOFF RET./AVG.	58/21.7	73/21.5
INT./AVG. RET.	27/19.4	25/7.2
PENALTIES/YARDS	107/908	106/989
FUMBLES/BALL LOST	27/14	33/20
TOUCHDOWNS	60	38
Rushing	26	15
Passing	30	21
Returns	4	2
EXTRA POINTS/ATTEMPTS	59/60	38/38
FIELD GOALS/ATTEMPTS	11/17	15/28
AVG. TIME OF POSS.	32:46	27:14

RUSHING	ATT	YDS	AVG	LG	TD
Dorsett	278	1,185	4.3	56	11
Newhouse	118	451	3.8	29	6
Springs	89	326	3.7	20	6
J. Jones	41	135	3.4	9	0
D. White	27	114	4.2	48	1
Newsome	23	73	3.1	23	2
D. Pearson	3	31	10.3	32	0
Hill	4	27	6.8	15	0
DuPree	4	19	4.8	11	0
Carano	4	6	1.5	5	0
P. Pearson	3	6	2.0	2	0
COWBOYS	594	2,373	4.0	56	26
Opponents	469	2,069	4.4	51	15

RECEIVING	NO	YDS	AVG	LG	TD
Hill	60	1,055	17.6	58	8
D. Pearson	43	568	13.2	30	6
Dorsett	34	263	7.7	27	0
DuPree	29	312	10.8	39	7
Saldi	25	311	12.4	43	1
P. Pearson	20	213	10.7	20	2
Johnson	19	263	13.7	29	4
Springs	15	212	14.1	58	1
Newhouse	8	75	9.4	18	0
J. Jones	5	39	7.8	16	0
Newsome	4	43	10.6	16	0
Cosbie	2	11	5.5	5	1
D. White	1	-9	-9.0	-9	0
COWBOYS	265	3,356	12.7	58	30
Opponents	231	3,563	15.4	69	21

INTERCEPTIONS	NO	YDS	AVG	LG	TD
Thurman	5	114	22.8	78	1
Waters	5	78	15.6	29	0
Wilson	4	82	20.5	35	0
Mitchell	3	56	18.7	56	0
Breung	3	34	11.3	15	0
Dickerson	2	46	23.0	34	0
Hegman	2	2	1.0	2	0
Cole	1	43	43.0	43	1
Dutton	1	38	38.0	38	1
Barnes	1	30	30.0	30	0
COWBOYS	27	523	19.4	78	3
Opponents	25	179	7.2	36	1

PUNTING	NO	YDS	AVG	TB	IN20	LG	BL	NET
D. White	71	2,903	40.9	11	17	58	0	34.8
COWBOYS	71	2,903	40.9	11	17	58	0	34.8
Opp.	76	3,304	43.5	6	14	58	0	34.7

PUNT RETURNS	NO	FC	YDS	AVG	LG	TD
J. Jones	54	4	548	10.1	52	0
Solomon	1	0	8	8.0	8	0
COWBOYS	55	4	556	10.1	52	0
Opponents	31	10	206	6.6	27	0

KICKOFF RETURNS	NO	YDS	AVG	LG	TD
J. Jones	32	720	22.5	41	0
Newsome	12	293	24.4	36	0
Wilson	7	139	19.9	34	0
Hurt	4	71	17.8	24	0
Saldi	1	23	23.0	23	0
Cosbie	1	13	13.0	13	0
Waters	1	0	0.0	0	0
COWBOYS	58	1,259	21.7	41	0
Opponents	73	1,568	21.5	53	0

SCORE BY QUARTERS	1	2	3	4	OT	T
COWBOYS	96	153	86	119	0	454
Opponents	66	123	44	78	0	311

FIELD GOALS	11-19	20-29	30-39	40-49	50+
Septien	1-1	3-4	6-6	0-3	1-3
COWBOYS	1-1	3-4	6-6	0-3	1-3
Opponents	1-1	5-8	3-7	4-9	2-3

SCORING	TOR	TOP	TDR	FG	PAT	S	TP
Septien	0	0	0	11/17	59/60	0	92
Dorsett	11	0	0	0/0	0/0	0	66
Saldi	0	8	0	0/0	0/0	0	48
Springs	6	1	0	0/0	0/0	0	42
DuPree	0	7	0	0/0	0/0	0	42
Newhouse	6	0	0	0/0	0/0	0	36
D. Pearson	0	6	0	0/0	0/0	0	36
Johnson	0	4	0	0/0	0/0	0	24
Newsome	2	0	0	0/0	0/0	0	12
P. Pearson	0	2	0	0/0	0/0	0	12
Cosbie	0	1	0	0/0	0/0	0	6
Saldi	0	1	0	0/0	0/0	0	6
Thurman	0	0	1a	0/0	0/0	0	6
Dutton	0	0	1b	0/0	0/0	0	6
Hegman	0	0	1c	0/0	0/0	0	6
Cole	0	0	1d	0/0	0/0	0	6
D. White	1	0	0	0/0	0/0	0	6
COWBOYS	26	30	4	11/17	59/60	1+54	4
Opponents	15	21	2*	15/28	38/38	0	31

a 78 interception return vs. St. Louis (11/2)
 b 38 interception return vs. N.Y. Giants (10/5)
 c fumble recovery in end zone vs. Philadelphia (10/19)
 d 43 interception return vs. Washington (11/23)
 + Zorn grounded ball from end zone vs. Seattle (11/27)
 * Thompson 32 fumble return vs. Denver (9/14)
 Love 16 interception return vs. San Diego (10/26)

USUAL STARTERS

WR Tony Hill (13)	LE Ed Jones
Jay Saldi (3)	LT Larry Cole
Pat Donovan	RT Randy White
Herb Scott	RE Harvey Martin
C John Fitzgerald	LLB Mike Hegman
RG Tom Rafferty	MLB Bob Breung
RT Jim Cooper	RLB D.D. Lewis
TE Billy Joe DuPree	LCB Steve Wilson (10)
WR Drew Pearson	Benny Barnes (6)
QB Danny White	RCB Aaron Mitchell
RB Tony Dorsett	SS Dennis Waters
FB Robert Newhouse (10)	FS Charlie Thurman
Ron Springs (5)	P Danny White
K Raphael Septien	

Pro Bowlers in Bold

PASSING	ATT	COMP	YDS	PCT	AVG	TD	PCT	PCT	LG	SKS/YDS	RATING	
D. White	436	260	3,287	59.6	7.54	28	6.4	25	57	58	31/252	80.8
Carano	12	5	69	41.7	5.75	2	16.6	0	0.0	25	0/0	60.8
Dorsett	1	0	0	0.0	0.00	0	0	0	0.0	0	0/0	39.6
COWBOYS	449	265	3,356	59.0	7.47	30	6.7	25	57	58	31/252	81.0
Opponents	484	231	3,563	47.7	7.36	21	4.3	27	5.6	69	43/358	63.5

1981 ★ DALLAS COWBOYS STATISTICS ★ 1981

FIRST PLACE, NFC EAST HEAD COACH: TOM LANDRY

PRESEASON (2-2)

Date	W/L	Score	Opponent	Att.
8/8	L	17-21	GREEN BAY	55,987
8/15	L	21-33	@ Los Angeles	61,459
8/22	W	24-14	PITTSBURGH	63,504
8/29	W	28-20	HOUSTON	63,799

REGULAR SEASON (12-4)

9/6	W	26-10	@ Washington	55,045
9/13	W	30-17	ST. LOUIS	63,602
9/21	W	35-21	@ New England	60,311
9/27	W	18-10	N.Y. GIANTS	63,449
10/4	L	17-20	@ St. Louis	49,777
10/11	L	14-45	@ San Francisco	57,574
10/18	W	29-17	LOS ANGELES	64,649
10/25	W	28-27	MIAMI	64,221
11/1	W	17-14	@ Philadelphia	72,111
11/9	W	27-14	BUFFALO	62,583
11/15	L	24-27	@ Detroit	79,694
11/22	W	24-10	WASHINGTON	64,583
11/26	W	10-9	CHICAGO	63,499
12/6	W	37-13	@ Baltimore	54,871
12/13	W	21-10	PHILADELPHIA	64,955
12/19	L	10-13	@ N.Y. Giants (OT)	73,009

1981 DIVISIONAL PLAYOFF

1/2/82	W	38-0	TAMPA BAY	64,848
--------	---	------	-----------	--------

1981 NFC CHAMPIONSHIP GAME

1/10/82	L	27-28	@ San Francisco	60,525
---------	---	-------	-----------------	--------

TEAM STATISTICS

	DALLAS	OPP
FIRST DOWNS.....	321	286
Rushing.....	137	107
Passing.....	158	160
Penalty.....	26	18
Third Down-Made/Att.....	99/244	72/211
Third Down Efficiency.....	40.6	34.1
Fourth Down-Made/Att.....	5/11	7/15
TOTAL NET YARDS.....	5,880	5,419
Avg. Per Game.....	367.5	338.7
Total Plays.....	1,100	1,021
Avg. Per Play.....	5.3	5.3
NET YARDS RUSHING.....	2,711	2,049
Avg. Per Game.....	169.4	128.0
Total Rushes.....	630	468
Avg. Per Rush.....	4.3	4.4
NET YARDS PASSING.....	3,169	3,370
Sacked/Yards Lost.....	31/245	42/347
Gross Yards.....	3,414	3,717
Attempts/Completions.....	439/241	511/236
Pct. of Completions.....	54.9	46.2
Had Intercepted.....	15	37
PUNTS/AVERAGE.....	83/40.3	80/41.1
Net Punting Average.....	35.8	36.4
PUNT RET./AVG.....	45/5.2	38/6.1
KICKOFF RET./AVG.....	54/18.2	71/21.2
INT./AVG. RET.....	37/13.0	15/8.3
PENALTIES/YARDS.....	103/839	104/837
FUMBLES/BALL LOST.....	45/20	43/16
TOUCHDOWNS.....	40	34
Rushing.....	15	16
Passing.....	24	17
Returns.....	1	1
EXTRA POINTS/ATTEMPTS.....	40/40	31/34
FIELD GOALS/ATTEMPTS.....	27/35	14/29
AVG. TIME OF POSS.....	31:47	28:13

RUSHING	ATT	YDS	AVG	LG	TD
Dorsett	342	1,646	4.8	75	4
Springs	172	625	3.6	16	10
J. Jones	34	183	5.3	59	1
D. White	38	104	2.7	17	0
Newsome	13	38	2.9	7	0
Newhouse	14	33	2.3	6	0
Cosbie	4	33	8.3	15	0
Pearson	3	31	10.3	25	0
DuPree	1	12	12.0	12	0
Carano	8	9	1.1	11	0
Hill	1	3	3.0	3	0
COWBOYS	630	2,711	4.3	75	15
Opponents	468	2,049	4.4	38	16

RECEIVING	NO	YDS	AVG	LG	TD
Hill	46	953	20.7	63	4
Springs	46	359	7.8	32	2
Pearson	38	614	16.2	42	3
Dorsett	32	325	10.2	73	2
Johnson	25	552	22.1	55	5
DuPree	19	214	11.3	33	2
Cosbie	17	225	13.2	28	1
Saldi	8	82	10.2	14	1
J. Jones	6	37	6.2	16	0
Donley	3	32	10.7	17	0
Newhouse	1	21	21.0	21	0
COWBOYS	241	3,414	14.2	73	24
Opponents	236	3,717	15.8	81	17

INTERCEPTIONS	NO	YDS	AVG	LG	TD
Walls	11	133	12.1	33	0
Thurman	9	187	20.8	96	0
Downs	7	81	11.6	21	0
Waters	3	21	7.0	21	0
Breung	2	8	4.0	8	0
Wilson	2	0	0.0	0	0
Brown	1	28	28.0	28	0
Barnes	1	24	24.0	24	0
Lewis	1	0	0.0	0	0
COWBOYS	37	482	13.0	96	0
Opponents	15	124	8.3	41	0

PUNTING	NO	YDS	AVG	TB	IN20	LG	BL	NET
D. White	81	3,284	40.8	7	19	60	0	36.0
Septien	2	62	31.0	0	0	33	0	31.0
COWBOYS	83	3,346	40.3	7	19	60	0	35.8
Opp.	80	3,289	41.1	7	17	57	0	36.4

PUNT RETURNS	NO	FC	YDS	AVG	LG	TD
J. Jones	33	2	188	5.7	17	0
Fellows	11	1	44	4.4	10	0
Donley	1	0	3	3.0	3	0
Thurman	0	1	0	0.0	0	0
Wilson	0	1	0	0.0	0	0
COWBOYS	45	5	235	5.2	17	0
Opponents	38	8	231	6.1	21	0

KICKOFF RETURNS	NO	YDS	AVG	LG	TD
J. Jones	27	517	19.1	33	0
Newsome	12	228	19.0	27	0
Fellows	8	170	21.3	31	0
Newhouse	3	34	10.4	12	0
Wilson	2	32	16.0	17	0
Cosbie	1	0	0.0	0	0
COWBOYS	54	981	18.2	33	0
Opponents	71	1,508	21.2	65	0

SCORE BY QUARTERS	1	2	3	4	OT	T
COWBOYS	91	108	57	111	0	367
Opponents	61	81	79	53	0	277

FIELD GOALS	11-19	20-29	30-39	40-49	50+
Septien	1-1	11-11	8-9	7-12	0-2
COWBOYS	1-1	11-11	8-9	7-12	0-2
Opponents	2-2	2-5	3-6	7-14	1-2

Septien: (29,42,23,18),(47,32,25),(26,40M,26,26,25),(36,20,21),(26,1),(40,39),(48M),(39),(47,31),(43),(25,35M),(41,50M,42M),(42,35,31),(47M,43M),(60M,36) Opponents: (47M,42),(44M,24),(43M),(36M,42,58M),(19,37),(18,40),(40),(34M),(37,47),(27M,26,47M),(43,40M,49M),(49M,50),(21M,27M,40,33M,35)

SCORING	TDR	TOP	TDR1	FG	PAT	S	TP
Septien	0	0	27/35	40/40	0	121	0
Springs	10	2	0	0/0	0/0	0	72
Dorsett	4	2	0	0/0	0/0	0	36
Johnson	0	5	0	0/0	0/0	0	30
Cosbie	0	5	0	0/0	0/0	0	30
Hill	0	4	0	0/0	0/0	0	24
Pearson	0	3	0	0/0	0/0	0	18
DuPree	0	2	0	0/0	0/0	0	12
Saldi	0	1	0	0/0	0/0	0	6
Barnes	0	0	1a	0/0	0/0	0	6
J. Jones	1	0	0	0/0	0/0	0	6
Team	0	0	0	0/0	0/0	0	6
COWBOYS	15	24	1	27/35	40/40	0	367
Opponents	16	17	1	14/29	31/34	0	277

a 72 fumble return vs. San Francisco (10/11)
* Lott 41 interception return vs. San Francisco (10/11)

USUAL STARTERS

WR	Tony Hill (9)	LE	Ed Jones
	Butch Johnson (6)	LT	John Dutton
LT	Pat Donovan	RT	Randy White
LG	Herb Scott	RE	Harvey Martin
C	Tom Raftery (13)	LLB	Mike Hegman (10)
	Robert Shaw (3)		Guy Brown (6)
RG	Kurt Peterson	MLB	Bob Breung
RT	Jim Cooper	RLB	D.D. Lewis
TE	Billy Joe DuPree	LCB	Everton Walls (12)
WR	Drew Pearson		Steve Wilson (4)
QB	Danny White	RCB	Dennis Thurman
RB	Tony Dorsett	SS	Charles Waters
FB	Ron Springs (13)	FS	Michael Downs
	Jay Saldi (3)	P	Danny White
K	Raphel Septien		

Pro Bowlers in Bold

PASSING	ATT	COMP	YDS	PCT	AVG	PCT	PCT	INT	LG	SKS/YDS	RATING	
D. White	391	223	3,098	57.0	7.92	22	5.6	13	33	73/3	30/234	87.5
Carano	45	16	235	35.5	5.22	1	2.2	1	22	55	1/1	51.6
Pearson	2	2	81	100.0	40.50	1	50.0	0	0	59	0/0	121.0
Springs	1	0	0	0.0	0.00	0	0	0	0	0	0/0	0.0
COWBOYS	439	241	3,414	54.9	7.78	24	5.5	15	34	73/1	31/245	84.4
Opponents	511	236	3,717	46.2	7.27	17	3.3	37	7.2	81/1	42/347	51.9

1983 ★ DALLAS COWBOYS STATISTICS ★ 1983

STAFF PLAYERS 2010 SEASON RECORDS PLAYOFF RECORDS 1983 STATISTICS SIDELINES

SECOND PLACE, NFC EAST HEAD COACH: TOM LANDRY

PRESEASON (3-1)			All.
Date	W/L	Score	Opponent
8/6	W	20-17	MIAMI
8/15	W	30-7	@ L.A. Rams
8/20	L	7-24	PITTSBURGH
8/27	W	34-31	HOUSTON

REGULAR SEASON (12-4)			All.
Date	W/L	Score	Opponent
9/5	W	31-30	@ Washington
9/11	W	34-17	@ St. Louis
9/18	W	28-13	N.Y. GIANTS
9/25	W	21-20	NEW ORLEANS
10/2	W	37-24	@ Minnesota
10/9	W	27-24	TAMPA BAY (OT)
10/16	W	37-7	PHILADELPHIA
10/23	L	38-40	L.A. RAIDERS
10/30	W	38-20	@ N.Y. Giants
11/6	W	27-20	@ Philadelphia
11/13	L	23-24	@ San Diego
11/20	W	41-21	KANSAS CITY
11/24	W	35-17	ST. LOUIS
12/4	W	35-10	@ Seattle
12/11	L	10-31	WASHINGTON
12/19	L	17-42	@ San Francisco

1983 WILD CARD GAME

12/26	L	17-24	L.A. RAMS	43,521
-------	---	-------	-----------	--------

TEAM STATISTICS			DALLAS	OPP
FIRST DOWNS	342	286		
Rushing	109	82		
Passing	205	181		
Penalty	28	23		
Third Down-Made/Att.	94/225	80/222		
Third Down Efficiency	41.8	36.0		
Fourth Down-Made/Att.	4/9	9/17		
TOTAL NET YARDS	5,959	5,427		
Avg. Per Game	372.4	339.2		
Total Plays	1,110	1,025		
Avg. Per Play	5.4	5.3		
NET YARDS RUSHING	2,117	1,499		
Avg. Per Game	132.3	93.7		
Total Rushes	519	410		
Avg. Per Rush	4.1	3.7		
NET YARDS PASSING	3,842	3,928		
Sacked/Yards Lost	37/314	57/437		
Gross Yards	4,156	4,365		
Attempts/Completions	554/346	558/299		
Pct. of Completions	62.5	53.6		
Had Intercepted	25	27		
PUNTS/AVERAGE	83/39.4	84/41.9		
Net Punting Average	31.4	34.0		
PUNT RET./AVG.	51/9.0	53/11.1		
KICKOFF RET./AVG.	70/19.3	78/23.2		
INT./AVG. RET.	27/17.3	25/14.3		
PENALTIES/YARDS	99/847	100/873		
FUMBLES/BALL LOST	30/14	31/21		
TOUCHDOWNS	59	42		
Rushing	21	12		
Passing	31	27		
Returns	7	3		
EXTRA POINTS/ATTEMPTS	57/59	42/42		
FIELD GOALS/ATTEMPTS	22/27	22/30		
AVG. TIME OF POSS.	33:08	26:52		

	PASSING	ATT	COMP	YDS	PCT	PCT			LG	SKS/YDS	RATING	
						TD	TD	INT				
D. White	533	334	3,980	62.7	7.47	29	5.4	23	4.3	80†	37/314	85.6
Hogeboom	17	11	161	64.7	9.47	1	5.9	1	5.9	24	0/0	90.6
Springs	2	1	15	50.0	7.50	1	50.0	0	0.0	15†	0/0	121.0
Dorsett	1	0	0	0.0	0.00	0	0.0	0	0.0	0	0/0	39.6
Pearson	1	0	0	0.0	0.00	0	0.0	1	100.0	0	0/0	39.6
COWBOYS	554	346	4,156	62.5	7.50	31	5.6	25	4.5	80†	37/314	85.2
Opponents	558	299	4,365	53.6	7.82	27	4.8	27	4.8	83†	57/437	75.3

RUSHING	ATT	YDS	AVG	LG	TD
Dorsett	289	1,321	4.6	77	8
Springs	149	541	3.6	19†	7
Newsome	44	185	4.2	20	2
Newhouse	9	34	3.8	8	0
D. White	18	31	1.7	22	4
Pearson	2	13	6.5	10	0
T. Hill	1	2	2.0	2	0
Johnson	1	0	0.0	0	0
Hogeboom	6	-10	-1.7	-1	0
COWBOYS	519	2,117	4.1	77	21
Opponents	410	1,499	3.7	32	12

RECEIVING	NO	YDS	AVG	LG	TD
Springs	73	589	8.1	80†	1
Pearson	49	801	16.4	75†	7
Cosbie	47	545	11.6	32	5
Cosbie	46	588	12.8	61†	6
Johnson	41	561	13.7	46	3
Dorsett	40	287	7.2	19	1
Donley	18	370	20.6	47	2
Newsome	18	250	13.9	52†	4
DuPree	12	142	11.8	28	1
D. White	1	15	15.0	15†	1
Rafferty	1	8	8.0	8	0
COWBOYS	346	4,156	12.0	80†	31
Opponents	299	4,365	14.6	83†	27

INTERCEPTIONS	NO	YDS	AVG	LG	TD
Thurman	6	49	8.2	34	0
Fellows	5	139	27.8	58†	1
Downs	4	80	20.0	28	0
Walls	4	70	17.5	37	0
Clinkscale	2	68	34.0	68†	1
T. Hill	2	12	6.0	12	0
Bates	1	29	29.0	29	0
Jones	1	12	12.0	12	0
Dickerson	1	8	8.0	8	0
Breung	1	0	0.0	0	0
COWBOYS	27	467	17.3	68†	2
Opponents	25	358	14.3	48†	1

PUNTING	NO	YDS	AVG	TBIN20	LG	BL NET
D. White	38	1,543	40.6	3	65	1
Warren	39	1,551	39.8	1	8	54
Miller	5	178	35.6	0	2	43
COWBOYS	83	3,272	39.4	4	16	54
Opp.	84	3,515	41.9	10	23	59

PUNT RETURNS	NO	FC	YDS	AVG	LG	TD
R. Hill	30	2	232	7.7	37	0
Fellows	10	3	75	7.5	14	0
Allen	9	1	153	17.0	68†	1
Donley	1	0	1	1.0	1	0
Newhouse	1	0	0	0.0	0	0
COWBOYS	51	6	461	9.0	68†	1
Opponents	53	9	588	11.1	56†	0

KICKOFF RETURNS	NO	YDS	AVG	LG	TD
Fellows	43	855	19.9	53	0
R. Hill	13	243	18.7	40	0
Allen	8	178	22.3	31	0
Cosbie	2	17	8.5	10	0
Newsome	1	28	28.0	28	0
McSwain	1	17	17.0	17	0
Springs	1	13	13.0	13	0
Huther	1	0	0.0	0	0
COWBOYS	70	1,351	19.3	53	0
Opponents	78	1,806	23.2	66	0

SCORE BY QUARTERS	1	2	3	4	OT	T
COWBOYS	7	154	79	168	3	479
Opponents	120	84	70	86	0	360

FIELD GOALS	11-19	20-29	30-39	40-49	50+
Septien	0-0	5-5	8-8	9-12	0-2
COWBOYS	0-0	5-5	8-8	9-12	0-2
Opponents	2-2	8-8	7-8	4-8	1-4

Septien (26) (45,24) (1) (41,34) (4) (45,53M) (45,35) (41,48M) (42) (31,46,34) (23) (42M,36) (39,23) (50M,37) (25,40) (1) (1) (35) (47,46M)
Opponents (23,30,39,31M) (23) (31,27) (45M,19,42,43B) (41) (48,47M) (1) (37,24,26,26) (27,29) (52M,19,37) (37) (51M) (42) (54) (49M,38) (52M)

SCORING	TDR	TDP	TDR1	FG	PAT	S	TP
Septien	0	0	0	22/27	57/59	0	123
Dorsett	8	1	0	0/0	0/0	0	54
Springs	7	1	0	0/0	0/0	0	48
T. Hill	0	7	0	0/0	0/0	0	42
Cosbie	0	6	0	0/0	0/0	0	36
Newsome	2	4	0	0/0	0/0	0	36
Pearson	0	5	0	0/0	0/0	0	30
D. White	4	1	0	0/0	0/0	0	30
Johnson	0	3	0	0/0	0/0	0	18
Donley	0	2	0	0/0	0/0	0	12
Fellows	0	0	2a	0/0	0/0	0	12
Allen	0	0	1b	0/0	0/0	0	6
Clinkscale	0	0	1c	0/0	0/0	0	6
Downs	0	0	1d	0/0	0/0	0	6
DuPree	0	1	0	0/0	0/0	0	6
Hegman	0	0	1e	0/0	0/0	0	6
Thurman	0	0	1f	0/0	0/0	0	6
Dickerson	0	0	0	0/0	0/0	1+	2
COWBOYS	21	31	7	22/27	57/59	1	479
Opponents	12	27	3†	22/30	42/42	0	360

a 62 blocked FG return vs. New Orleans (9/25)
b 58 interception return vs. Minnesota (10/2)
c 68 punt return vs. Kansas City (11/20)
d 10 fumble return vs. New York (9/18)
e 9 fumble return vs. Los Angeles (10/23)
f fumble recovery in end zone vs. St. Louis (9/11)
* tackled Stabler in end zone vs. New Orleans (9/25)
* Nelson 21 blocked punt return vs. S.D. (11/13)
Wright 48 interception return vs. San Francisco (12/19)
McLemore 56 punt return vs. San Francisco (12/19)

USUAL STARTERS

WR Tony Hill (9)	LE Ed Jones
Butch Johnson (3)	LT John Dutton
Billy Joe DuPre (3)	RT Randy White
LT Pat Donovan	RE Harvey Martin
LG Herb Scott	LLB Mike Hegman
C Tom Rafferty	MLB Bob Breung
RG Kurt Peterson	RLB Anthony Dickerson
RT Jim Cooper	LDB Anthony Walls
TE Doug Cosbie	RCB Derwin Thurman
WR Drew Pearson	SS Dexter Clinkscale
QB Danny White	FS Michael Downs
RB Tony Dorsett	P Danny White (10)
FB Ron Springs	John Warren (3)
K	Raphel Septien

Pro Bowlers in Bold

1984 ★ DALLAS COWBOYS STATISTICS ★ 1984

FOURTH PLACE, NFC EAST
HEAD COACH: TOM LANDRY

PRESEASON (3-1)

Date	W/L	Score	Opponent	Aff.
8/4	W	31-17	GREEN BAY	43,371
8/11	W	24-13	@ San Diego	50,740
8/16	L	10-20	PITTSBURGH	55,658
8/25	W	31-24	HOUSTON	53,877

REGULAR SEASON (9-7)

Date	W/L	Score	Opponent	Aff.
9/3	W	20-13	@ L.A. Rams	65,403
9/9	L	7-28	@ N.Y. Giants	75,921
9/16	W	23-17	PHILADELPHIA	64,521
9/23	W	20-6	GREEN BAY	64,222
9/30	W	23-14	@ Chicago	63,623
10/7	L	20-31	ST. LOUIS	61,438
10/14	L	14-34	@ Washington	55,431
10/21	W	30-27	NEW ORLEANS (OT)	50,966
10/28	W	22-3	INDIANAPOLIS	58,724
11/4	L	7-19	N.Y. GIANTS	60,235
11/14	W	24-17	@ St. Louis	48,721
11/18	L	3-14	@ Buffalo	74,391
11/22	W	20-17	NEW ENGLAND	55,341
12/2	W	26-10	@ Philadelphia	66,322
12/9	L	29-30	WASHINGTON	64,286
12/17	L	21-28	@ Miami	74,139

TEAM STATISTICS

	DALLAS	OPP
FIRST DOWNS	323	283
Rushing	93	106
Passing	202	155
Penalty	28	22
Third Down-Made/Att.	83/238	83/247
Third Down Efficiency	34.9	33.6
Fourth Down-Made/Att.	3/7	5/16
TOTAL NET YARDS	5,320	5,036
Av. Per Game	332.5	314.8
Total Plays	1,121	1,094
Av. Per Play	4.8	4.6
NET YARDS RUSHING	1,714	2,226
Av. Per Game	107.1	139.1
Total Rushes	469	510
Av. Per Rush	3.7	4.4
NET YARDS PASSING	3,606	2,810
Sacked/Yards Lost	48/389	57/390
Gross Yards	3,995	3,200
Attempts/Completions	604/322	527/250
Pct. of Completions	53.3	47.4
Had Intercepted	26	28
PUNTS/AVERAGE	108/38.2	99/42.8
Net Punting Average	34.0	36.3
PUNT RET./AVG.	54/8.3	55/4.2
KICKOFF RET./AVG.	63/19.0	65/20.2
INT./AVG. RET.	28/10.6	26/14.7
PENALTIES/YARDS	100/947	93/854
FUMBLES/BALL LOST	35/17	35/16
TOUCHDOWNS	34	36
Rushing	12	8
Passing	19	23
Returns	3	5
EXTRA POINTS/ATTEMPTS	33/34	35/36
FIELD GOALS/ATTEMPTS	23/29	19/28
AVG TIME OF POSSESSION	29:06	31:06

	PASSING	ATT	COMP	YDS	PCT	AVG	ATT	PCT	TD	INT	PCT	INT	LG	SKS/YDS	RATING
Hogeboom	367	195	2,366	53.1	6.45	7	1.9	14	3.8	68	26/211	63.7			
D. White	233	126	1,580	54.1	6.78	11	4.7	11	4.7	66	22/178	71.5			
Renfro	2	1	49	50.0	24.50	0	0.0	0	0.0	49	0/0	135.4			
Springs	1	0	0	0.0	0.00	0	0.0	0	0.0	0	0/0	39.6			
Dorsett	1	0	0	0.0	0.00	0	0.0	1	100.0	0	0/0	0.0			
COWBOYS	604	322	3,995	53.3	6.61	19	3.2	26	4.3	68	48/389	66.6			
Opponents	527	250	3,200	47.4	6.07	23	4.4	28	5.3	80	57/390	59.3			

RUSHING	ATT	YDS	AVG	LG	TD
Dorsett	302	1,189	3.9	31	6
Newsome	66	268	4.1	30	5
Springs	68	197	2.9	16	1
D. White	6	21	3.5	8	0
Hogeboom	15	19	1.3	11	0
J. Jones	8	13	1.6	6	0
T. Hill	1	7	7.0	7	0
Donley	2	5	2.5	6	0
Smith	1	-5	-5.0	-5	0
COWBOYS	469	1,714	3.7	31	12
Opponents	510	2,226	4.4	35	8

RECEIVING	NO	YDS	AVG	LG	TD
Cosbie	60	789	13.2	36	4
Hill	58	864	14.9	66	5
Dorsett	51	459	9.0	68	1
Springs	46	454	9.9	57	3
Renfro	35	583	16.7	60	2
Donley	32	473	14.8	49	2
Newsome	26	263	10.1	29	0
J. Jones	7	57	8.1	19	0
Cornwell	2	23	11.5	13	1
Harris	1	9	9.0	9	0
Phillips	1	6	6.0	6	0
Pozderac	1	1	1.0	1	0
Carmichael	1	7	7.0	7	0
Smith	1	7	7.0	7	0
COWBOYS	322	3,995	12.4	68	19
Opponents	250	3,200	12.8	80	23

INTERCEPTIONS	NO	YDS	AVG	LG	TD
Downs	7	126	18.0	27	1
Thurman	5	81	16.2	43	1
Clinkscale	3	32	10.7	23	0
Walls	3	12	4.0	12	0
Fellows	3	3	1.0	3	0
Hegman	3	3	1.0	3	0
Lockhart	1	32	32.0	32	0
Scott	1	5	5.0	5	0
Bates	1	3	3.0	3	0
Dickerson	1	0	0.0	0	0
COWBOYS	28	297	10.6	43	2
Opponents	26	372	14.3	49	4

PUNTING	NO	YDS	AVG	TB	IN20	LG	BL	NET
D. White	82	3,151	38.4	8	21	54	0	36.0
Warren	21	799	38.1	3	3	48	0	32.0
Miller	5	173	34.6	0	1	41	0	21.2
COWBOYS	108	4,123	38.2	11	25	54	0	34.0
Opp.	99	4,236	42.8	10	23	59	1	36.3

PUNT RETURNS	NO	FC	YDS	AVG	LG	TD
Allen	54	15	446	8.3	18	0
COWBOYS	54	15	446	8.3	18	0
Opponents	55	19	230	4.2	19	0

KICKOFF RETURNS	NO	YDS	AVG	LG	TD
Allen	33	666	20.2	34	0
McSwain	20	403	20.2	32	0
Fellows	6	94	15.7	23	0
Salonen	2	30	15.0	22	0
Granger	2	6	3.0	5	0
COWBOYS	63	1,199	19.0	34	0
Opponents	65	1,310	20.2	64	0

SCORE BY	QUARTERS	1	2	3	4	OT	T
COWBOYS	65	89	56	95	3	0	308
Opponents	64	81	91	72	0	0	308

FIELD GOALS	11-19	20-29	30-39	40-49	50+
Septien	2-2	6-7	9-9	4-8	2-3
COWBOYS	2-2	6-7	9-9	4-8	2-3
Opponents	0-0	8-8	7-9	2-8	2-3

SEPTIEN:	(31.52), (1)	(28M 47.51,30), (32.42), (44, 32, 23), (52M, 35.36), (1)	(36.27, 41), (19, 19, 24), (1), (42M, 35.48M, 45B), (20, 47M), (28, 23), (32), (1), (1)
Opponents:	(31.36), (1)	(39, 39M), (37M), (41M, 43M), (46M, 22), (20, 22, 47M), (49, 50, 45M), (52), (40, 38, 23, 27), (49B, 30), (1), (29, 56M), (23), (31, 34, 21), (1)	

SCORING	TDR	TDP	TDR	FG	PAT	S	TP
Septien	0	0	0	23/29	33/34	0	102
Dorsett	6	1	0	0/0	0/0	0	42
T. Hill	0	5	0	0/0	0/0	0	30
Newsome	5	0	0	0/0	0/0	0	30
Cosbie	0	4	0	0/0	0/0	0	24
Springs	1	3	0	0/0	0/0	0	24
Donley	0	2	0	0/0	0/0	0	12
Renfro	0	2	0	0/0	0/0	0	12
Cornwell	0	1	0	0/0	0/0	0	6
Downs	0	0	1a	0/0	0/0	0	6
Jeffcoat	0	0	1b	0/0	0/0	0	6
J. Jones	0	1	0	0/0	0/0	0	6
Thurman	0	0	1c	0/0	0/0	0	6
Dutton	0	0	0	0/0	0/0	1	2
COWBOYS	12	19	3	23/29	33/34	0	1308
Opponents	8	23	5*	19/28	35/36	0	308

a 27 interception return vs. New England (11/22)

b fumble recovery in end zone vs. New Orleans (10/21)

c 38 interception return vs. Philadelphia (12/2)

+ tackled Pisarcik in end zone vs. Philadelphia (12/2)

* Headen 81 fumble return vs. N.Y. Giants (9/9)

R. Brown 5 interception return vs. Green Bay (9/23)

Coleman 49 interception return vs. Washington (10/14)

Winston 43 interception return vs. New Orleans (10/21)

Green 32 interception return vs. Washington (12/9)

USUAL STARTERS

WR Tony Hill (11)	LE Ed Jones
Doug Donley (4)	LT John Dutton
LT Phil Pozderac (7)	RT Randy White
Herb Scott (5)	RE Jim Jeffcoat
Glen Tienson (12)	LLB Mike Hegman
Herb Scott (4)	MLB Bob Breung (8)
C Tom Rafferty	Eugene Lockhart (8)
RG Jim Cooper (7)	RLB Anthony Dickerson
Phil Pozderac (7)	LCB Everson Walls
Kurt Peterson	RCB Ron Fellows
Doug Cosbie	SS Dextor Clinkscale
WR Mike Renfro (11)	FS Michael Downs
Doug Donley (5)	P Danny White (12)
Gary Hogeboom (10)	John Warren (3)
Danny White (6)	
RB Tony Dorsett	
FB Ron Springs (12)	
Timmy Newsome (4)	
K Raphael Septien	

Pro Bowlers in Bold

1985 ★ DALLAS COWBOYS STATISTICS ★ 1985

STAFF PLAYERS 2010 SEASON RECORDS PLAYOFF RECORDS 1985 STATISTICS SIDELINES

FIRST PLACE, NFC EAST HEAD COACH: TOM LANDRY

PRESEASON (4-0)

Date	W/L	Score	Opponent	Att.
8/10	W	27-3	GREEN BAY	41,847
8/17	W	27-24	@ San Diego (OT)	48,596
8/26	W	15-13	CHICAGO	49,540
8/31	W	20-10	HOUSTON	53,812

REGULAR SEASON (10-6)

9/9	W	44-14	WASHINGTON	62,292
9/15	L	21-26	@ Detroit	72,985
9/22	W	20-7	CLEVELAND	61,456
9/29	W	17-10	@ Houston	49,686
10/6	W	30-29	@ N.Y. Giants	74,981
10/13	W	27-13	PITTSBURGH	62,932
10/20	L	14-16	@ Philadelphia	70,114
10/27	W	24-10	ATLANTA	57,941
11/4	L	10-21	@ St. Louis	49,347
11/10	W	13-7	@ Washington	55,750
11/17	L	0-44	CHICAGO	63,855
11/24	W	34-17	PHILADELPHIA	54,047
11/28	W	35-17	ST. LOUIS	54,125
12/8	L	24-50	@ Cincinnati	56,936
12/15	W	28-21	N.Y. GIANTS	62,310
12/22	L	16-31	@ San Francisco	60,114

1985 DIVISIONAL PLAYOFF

1/4/86	L	0-20	@ L.A. Rams	66,351
--------	---	------	-------------	--------

TEAM STATISTICS

	DALLAS	OPP
FIRST DOWNS	336	312
Rushing	95	98
Passing	208	193
Penalty	33	21
Third Down-Made/Att.	96/227	87/228
Third Down Efficiency	42.3	38.2
Fourth Down-Made/Att.	5/9	7/17
TOTAL NET YARDS	5,602	5,608
Avg. Per Game	350.1	350.5
Total Plays	1,093	1,076
Avg. Per Play	5.1	5.2
NET YARDS RUSHING	1,741	1,853
Avg. Per Game	108.8	115.8
Total Rushes	462	465
Avg. Per Rush	3.8	4.0
NET YARDS PASSING	3,861	3,755
Sacked/Yards Lost	44/375	62/459
Gross Yards	4,236	4,214
Attempts/Completions	587/344	549/279
Pct. of Completions	58.6	50.8
Had Intercepted	25	33
PUNTS/AVERAGE	83/41.4	78/41.3
Net Punting Average	35.3	36.7
PUNT RET./AVG.	40/5.9	44/6.5
KICKOFF RET./AVG.	62/19.5	68/19.3
INT./AVG. RET.	33/6.0	25/12.8
PENALTIES/YARDS	100/759	108/990
FUMBLES/BALL LOST	29/16	24/15
TOUCHDOWNS	43	40
Rushing	11	18
Passing	27	20
Returns	5	2
EXTRA POINTS/ATTEMPTS	42/43	37/40
FIELD GOALS/ATTEMPTS	19/28	18/27
AVG TIME OF POSSESSION	30:34	29:26

RUSHING	ATT	YDS	AVG	LG	TD
Dorsett	305	1,307	4.3	60†	7
Newsome	88	252	2.9	15	2
Hogeboom	8	48	6.0	15	1
D. White	2	44	2.0	21	1
Williams	13	40	3.1	9	0
Lavette	13	34	2.6	10	0
Fowler	7	25	3.6	6	0
J. Jones	1	0	0.0	0	0
Banks	1	-1	-1.0	-1	0
Pelluer	3	-2	-0.7	1	0
Hill	1	-6	-6.0	-6	0
COWBOYS	462	1,741	3.8	60†	11
Opponents	465	1,853	4.0	74†	18

RECEIVING	NO	YDS	AVG	LG	TD
Hill	74	1,113	15.0	53†	7
Cosbie	64	793	12.4	42	6
Renfro	60	955	15.9	58†	8
Dorsett	46	449	9.8	56†	3
Newsome	46	361	7.9	24	1
J. Jones	24	179	7.5	35	0
Powe	15	237	16.9	34	0
Cornwell	6	77	12.8	32	1
Fowler	5	24	4.8	10	0
Gonzalez	3	28	9.3	13	0
D. White	1	12	12.0	12†	1
Lavette	1	8	8.0	8	0
COWBOYS	344	4,236	12.3	58†	27
Opponents	279	4,214	15.1	70†	20

INTERCEPTIONS	NO	YDS	AVG	LG	TD
Walls	9	31	3.4	19	0
Thurman	5	21	4.2	21†	1
Fellows	4	52	13.0	29	0
Bates	4	15	3.8	8	0
Clintscale	3	16	5.3	11	0
Downs	3	11	3.7	11	0
Scott	2	26	13.0	26†	1
Jeffcoat	1	65	65.0	65†	1
Lockhart	1	19	19.0	19†	1
Hegman	1	7	7.0	7	0
COWBOYS	33	263	8.0	65†	4
Opponents	25	319	12.8	47	2

PUNTING	NO	YDS	AVG	TB	NO	LG	BL	NET
Saxon	82	3,396	41.9	10	20	57	1	35.6
D. White	1	43	43.0	1	0	43	0	36.0
COWBOYS	83	3,439	41.4	11	20	57	1	35.3
Opp.	78	3,218	41.3	6	23	60	1	36.7

PUNT RETURNS	NO	FC	YDS	AVG	LG	TD
Bates	22	6	152	6.9	21	0
Gonzalez	15	5	58	3.9	13	0
Banks	3	3	27	9.0	28	0
COWBOYS	40	14	237	5.9	28	0
Opponents	44	10	286	6.5	19	0

KICKOFF RETURNS	NO	YDS	AVG	LG	TD
Lavette	34	682	20.1	34	0
Duckett	9	173	19.2	25	0
J. Jones	9	161	17.9	26	0
Williams	6	129	21.5	30	0
Fowler	3	48	16.0	20	0
Powe	1	17	17.0	17	0
COWBOYS	62	1,210	19.5	34	0
Opponents	68	1,310	19.3	43	0

SCORE BY QUARTERS	1	2	3	4	OT	T
COWBOYS	55	122	78	102	0	357
Opponents	66	73	98	96	0	333

FIELD GOALS	11-19	20-29	30-39	40-49	50+
Septien	1-1	5-5	8-11	4-9	1-2
COWBOYS	1-1	5-5	8-11	4-9	1-2
Opponents	0-0	3-4	10-11	5-11	0-1

Septien: (53,39,43), (42M,44M), (39,49M,33), (47M,33M,36M,35,36M), (22,29,31), (47M,38,39), (1), (28), (18), (40,50M,36), (1), (1), (1), (21), (1), (29,48,41), (1), (34,46,48M), (1), (33,37M), (23,37,47), (48,49M,34), (39,33,36), (38,46M,27M), (45M), (49M), (44,46,22), (26), (38,53M), (49M), (1), (39,22)

SCORING	TD	R	TP	DR	FG	PAT	S	TP
Septien	0	0	0	19/28	0/0	0/0	0	99
Dorsett	7	3	0	0/0	0/0	0/0	0	60
Renfro	0	8	0	0/0	0/0	0/0	0	48
Hill	0	7	0	0/0	0/0	0/0	0	42
Cosbie	0	6	0	0/0	0/0	0/0	0	36
Newsome	2	1	0	0/0	0/0	0/0	0	18
D. White	1	1	0	0/0	0/0	0/0	0	12
Cornwell	0	1	0	0/0	0/0	0/0	0	6
Hogeboom	1	0	0	0/0	0/0	0/0	0	6
Jeffcoat	0	0	1a	0/0	0/0	0/0	0	6
Lockhart	0	0	1b	0/0	0/0	0/0	0	6
Pann	0	0	1c	0/0	0/0	0/0	0	6
Scott	0	0	1d	0/0	0/0	0/0	0	6
Thurman	0	0	1e	0/0	0/0	0/0	0	6
COWBOYS	11	27	5	19/28	42/43	0	357	
Opponents	8	20	2	18/27	37/40	1	333	

a 65 interception return vs. N.Y. Giants (12/15)
 b 19 interception return vs. Pittsburgh (10/13)
 c 46 blocked punt return vs. Cincinnati (12/8)
 d 26 interception return vs. Washington (9/9)
 e 21 interception return vs. Washington (9/9)
 † Dent 1 interception return vs. Chicago (11/17)
 Richardson 36 interception return vs. Chicago (11/17)

† Brown safety vs. Cincinnati (12/8)

USUAL STARTERS

WR Tony Hill	LE Ed Jones
LT Chris Schultz (8)	LT John Dutton
Phil Pozderac (7)	RT Randy White
LG Glen Tensior	RE Jim Jeffcoat
C Tom Rafferty	LLB Mike Hegman
RG Kurt Peterson	MLB Eugene Lockhart
RT Jim Cooper	RLB Jeff Rohrer
TE Doug Cosbie	LDB Everson Wallis
WR Mike Renfro	RCB Ron Felloos (11)
QB Danny White	Victor Scott (3)
RB Tony Dorsett	SS Dexter Clinkscale
FB Timmy Newsome	FS Michael Downs
K Raphael Septien	P Mike Saxon

Pro Bowlers in Bold

PASSING	ATT	COMP	YDS	PCT	ATT	TD	INT	INT	LG	SKS/YDS	RATING	
D. White	450	267	3,157	59.3	7.02	21	4.7	17	3.8	56†	30/257	80.6
Hogeboom	126	70	978	55.6	7.76	5	4.0	7	5.6	58†	14/118	70.8
Pelluer	8	5	47	62.5	5.88	0	0.0	0	0.0	28	0/0	78.7
Hill	1	1	42	100.0	42.00	0	0.0	0	0.0	42	0/0	118.8
J. Jones	2	1	12	50.0	6.00	1	50.0	1	50.0	12†	0/0	68.8
COWBOYS	587	344	4,236	58.6	7.22	27	4.6	25	4.3	58†	44/375	78.6
Opponents	549	279	4,214	50.8	7.68	20	3.6	33	6.0	70†	62/459	63.5

1986 ★ DALLAS COWBOYS STATISTICS ★ 1986

STAFF

PLAYERS

2010 SEASON

RECORDS

PLAYOFF RECORDS

1986 STATISTICS

SIDELINES

THIRD PLACE, NFC EAST HEAD COACH: TOM LANDRY

PRESEASON (0-5)

Date	W/L	Score	Opponent	Att.
8/3	L	6-17	Chicago @ London	82,699
8/9	L	0-20	@ San Diego	47,744
8/16	L	19-24	@ L.A. Raiders	52,153
8/22	L	28-41	PITTSBURGH	52,299
8/30	L	14-17	HOUSTON	64,239

REGULAR SEASON (7-9)

9/8	W	31-28	N.Y. GIANTS	59,804
9/14	W	31-7	@ Detroit	73,812
9/21	L	35-37	ATLANTA	62,880
9/29	W	31-7	@ St. Louis	49,077
10/5	L	14-29	@ Denver	76,082
10/12	W	30-6	WASHINGTON	63,264
10/19	W	17-14	@ Philadelphia	68,572
10/26	W	37-6	ST. LOUIS	60,756
11/2	L	14-17	@ N.Y. Giants	74,871
11/9	L	13-17	L.A. RAIDERS	61,706
11/16	W	24-21	@ San Diego	55,622
11/23	L	14-41	@ Washington	55,642
11/27	L	14-31	SEATTLE	58,023
12/7	L	10-29	@ L.A. Rams	64,949
12/14	L	21-23	PHILADELPHIA	46,117
12/21	L	10-24	CHICAGO	57,256

TEAM STATISTICS

	DALLAS	OPP
FIRST DOWNS	325	286
Rushing	98	118
Passing	199	148
Penalty	28	20
Third Down-Made/Att.	80/213	89/226
Third Down Efficiency	37.6	39.4
Fourth Down-Made/Att.	6/14	4/7
TOTAL NET YARDS	5,474	4,985
Avg. Per Game	342.2	311.6
Total Plays	1,054	1,017
Avg. Per Play	5.2	4.9
NET YARDS RUSHING	1,969	2,200
Avg. Per Game	123.1	137.5
Total Rushes	447	500
Avg. Per Rush	4.4	4.4
NET YARDS PASSING	3,505	2,785
Sacked/Yards Lost	60/498	53/364
Gross Yards	4,003	3,149
Attempts/Completions	547/319	464/226
Pct. of Completions	58.3	48.7
Had Intercepted	24	17
POINTS/AVERAGE	87/40.2	87/41.6
Net Punting Average	34.5	36.6
PUNT RET./AVG.	46.5/5	41.7/3
KICKOFF RET./AVG.	59/20.5	66/20.6
INT./AVG. RET.	17/10.8	24/13.8
PENALTIES/YARDS	111/931	90/817
TOUCHABLES/BALL LOST	44/17	29/18
TOUCHDOWNS	43	41
Rushing	21	21
Passing	21	17
Returns	1	3
EXTRA POINTS/ATTEMPTS	43/43	39/41
FIELD GOALS/ATTEMPTS	15/21	16/30
AVG TIME OF POSSESSION	31:14	28:46

RUSHING

	ATT	YDS	AVG	LG	TD
Dorsett	184	748	4.1	33	5
Walker	151	737	4.9	84	12
Pelluer	41	255	6.2	21	1
Newsome	34	110	3.2	13	2
Collier	6	53	8.8	21	0
Clack	4	19	4.8	8	0
D. White	8	16	2.0	10	1
Sherrard	2	11	5.5	8	0
Cosbie	1	9	9.0	9	0
Lavette	10	6	0.6	5	0
Fowler	6	5	0.8	2	0
COWBOYS	447	1,969	4.4	84	21
Opponents	500	2,200	4.4	50	17

RECEIVING

	NO	YDS	AVG	LG	TD
Walker	76	837	11.0	84	2
Hill	49	770	15.7	63	3
Newsome	48	421	8.8	30	3
Sherrard	41	744	18.2	68	5
Cosbie	28	312	11.1	22	1
Dorsett	25	267	10.7	36	1
Renfro	22	325	14.8	30	3
Banks	17	202	11.9	23	0
Chandler	6	57	9.5	15	2
Lavette	5	31	6.2	9	1
Fowler	1	19	19.0	19	0
Clack	1	18	18.0	18	0
COWBOYS	319	4,003	12.6	84	21
Opponents	232	3,149	13.6	71	21

INTERCEPTIONS

	NO	YDS	AVG	LG	TD
Downs	6	54	9.0	31	0
Fellows	5	46	9.2	34	1
Walls	3	46	15.3	24	0
Scott	1	31	31.0	31	0
Lockhart	1	5	5.0	5	0
Holloway	1	1	1.0	1	0
COWBOYS	17	183	10.8	34	1
Opponents	24	331	13.8	56	2

PUNTING

	NO	YDS	AVG	TB	IN20	LG	BL	NET
Saxon	87	3,498	40.2	10	28	58	1	34.5
COWBOYS	87	3,498	40.2	10	28	58	1	34.5
Opp.	87	3,620	41.6	9	17	62	1	36.6

PUNT RETURNS

	NO	FC	YDS	AVG	LG	TD
Banks	27	14	160	5.9	20	0
Lavette	18	3	92	5.1	28	0
Holloway	1	0	0	0.0	0	0
COWBOYS	46	17	252	5.5	28	0
Opponents	41	14	301	7.3	26	0

KICKOFF RETURNS

	NO	YDS	AVG	LG	TD
Lavette	36	699	19.4	37	0
Clack	19	421	22.2	51	0
Newsome	2	32	16.0	18	0
Banks	1	56	56.0	56	0
Tuinei	1	0	0.0	0	0
COWBOYS	59	1,208	20.5	56	0
Opponents	66	1,358	20.6	38	0

SCORE BY QUARTERS

	1	2	3	4	OT	T
COWBOYS	61	105	62	118	0	346
Opponents	44	136	74	83	0	337

FIELD GOALS 11-19 20-29 30-39 40-49 50+

	0-0	4-5	6-7	4-7	1-2
COWBOYS	0-0	4-5	6-7	4-7	1-2
Opponents	1-1	4-5	5-8	5-7	1-9

Septien: (35), (27), (1), (32,42M), (1), (21,37,36), (38), (44,43,47), (33M,42M,63M), (20,44M,20), (33,28M), (1), (1), (48), (1), (50)
Opponents: (36M), (1), (47,33,56M,52B,18), (42B), (1), (50M,51M,37M), (50M,31M), (35,36), (25,51M), (45), (44M,55M), (50M,25), (41), (42,26M), (37,27), (26,50,40), (31)

SCORING

	TDR	TDP	TDR	FG	PAT	S	TP
Septien	0	0	0	15/21	43/43	0	88
Walker	12	2	0	0/0	0/0	0	84
Dorsett	5	1	0	0/0	0/0	0	36
Newsome	2	3	0	0/0	0/0	0	30
Sherrard	0	5	0	0/0	0/0	0	30
Hill	0	3	0	0/0	0/0	0	18
Renfro	0	3	0	0/0	0/0	0	18
Chandler	0	2	0	0/0	0/0	0	12
Cosbie	0	1	0	0/0	0/0	0	6
Fellows	0	0	1a	0/0	0/0	0	6
Lavette	0	1	0	0/0	0/0	0	6
Pelluer	1	0	0	0/0	0/0	0	6
D. White	1	0	0	0/0	0/0	0	6
COWBOYS	21	21	1	15/21	43/43	0	346
Opponents	17	21	3*	16/30	39/41	2+	337

a 22 interception return vs. St. Louis (9/29)
* Pitts 22 fumble return vs. Atlanta (9/21)
Butler 33 interception return vs. Atlanta (9/21)
Irvin 50 interception return vs. L.A. Rams (12/7)
+ R. Lyons safety vs. Denver (10/5)
Jeter safety vs. L.A. Rams (12/7)

USUAL STARTERS

WR Tony Hill	LE Ed Jones
LT Mark Tuinei (11)	LT John Dutton
Phil Podderac (3)	RT Randy White
LG Glen Titensor	RE Jim Jeffcoat
C Tom Raftery	LLB Mike Hegman
RG Crawford Ker	MLB Eugene Lockhart
RT Jim Cooper (9)	RLB Jeff Rohrer
Phil Podderac (7)	LCB Everson Walls
TE Doug Cosbie	RCB Ron Fellows
WR Mike Renfro (6)	SS Bill Bates
Gordon Banks (5)	FS Michael Downs
Mike Sherrard (4)	P Mike Saxon
QB Steve Pelluer (9)	
Danny White (6)	
RB Tony Dorsett (12)	
Herschel Walker (4)	
FB Timmy Newsome (12)	
Herschel Walker (4)	
K Raphael Septien	<i>Pro Bowlers in Bold</i>

	PASSING	ATT	COMP	YDS	PCT	AVG	TD	INT	PCT	INT	PCT	LG	SKS/YDS	RATING
Pelluer	378	215	2,727	56.9	7.21	8	2.1	17	4.5	84	47/362	67.9		
D. White	153	95	1,157	62.1	7.56	12	7.8	5	3.3	63	10/98	97.9		
Collier	15	8	96	53.3	6.40	1	6.7	2	13.3	27	3/38	55.8		
Renfro	1	1	23	100.0	23.00	0	0.0	0	0.0	23	0/0	118.8		
COWBOYS	547	319	4,003	58.3	7.32	21	3.8	24	4.4	84	60/498	75.7		
Opponents	464	226	3,149	48.7	6.79	21	4.5	17	3.7	71	53/364	70.8		

1987 ★ DALLAS COWBOYS STATISTICS ★ 1987

STAFF
PLAYERS
2010 SEASON
RECORDS
PLAYOFF RECORDS
STATISTICS
SIDELINES

SECOND PLACE, NFC EAST HEAD COACH: TOM LANDRY

PRESEASON (1-3)

Date	W/L	Score	Opponent	Att.
8/15	L	0-29	@ San Diego	48,020
8/22	W	13-3	@ San Francisco	57,598
8/30	L	10-34	L.A. RAIDERS	46,666
9/5	L	13-18	HOUSTON	47,043

REGULAR SEASON (7-8)

9/13	L	13-24	@ St. Louis	47,241
9/20	W	16-14	@ N.Y. Giants	73,426
9/27			BUFFALO	cancelled
10/4	W	38-24	@ N.Y. Jets	12,370
10/11	W	41-22	PHILADELPHIA	40,622
10/19	L	7-13	WASHINGTON	60,415
10/25	L	20-37	@ Philadelphia	61,630
11/2	W	33-24	N.Y. GIANTS	55,730
11/8	L	17-27	@ Detroit	45,325
11/15	W	23-17	@ New Eng. (OT)	60,567
11/22	L	14-20	MIAMI	56,519
11/26	L	38-44	MINNESOTA (OT)	54,229
12/6	L	10-21	ATLANTA	40,013
12/13	L	20-24	@ Washington	54,822
12/21	W	29-21	@ L.A. Rams	60,700
12/27	W	21-16	ST. LOUIS	36,788

TEAM STATISTICS

	DALLAS	OPP
FIRST DOWNS	293	294
Rushing	93	85
Passing	176	175
Penalty	24	34
Third Down-Made/Att.	86/222	96/223
Third Down Efficiency	38.3	43.1
Fourth Down-Made/Att.	3/9	6/14
TOTAL NET YARDS	5,056	5,061
Avg. Per Game	337.1	337.4
Total Plays	1,017	1,012
Avg. Per Play	5.0	5.0
NET YARDS RUSHING	1,865	1,617
Avg. Per Game	124.3	107.8
Total Rushes	465	459
Avg. Per Rush	4.0	3.5
NET YARDS PASSING	3,191	3,444
Sacked/Yards Lost	52/403	51/337
Gross Yards	3,594	3,781
Attempts/Completions	500/288	502/269
Pct. of Completions	57.6	53.6
Had Intercepted	20	23
PUNTS/AVERAGE	84/39.6	75/40.6
Net Punting Average	33.7	34.0
PUNT RET./AVG.	41/8.6	45/8.4
KICKOFF RET./AVG.	64/20.2	65/19.7
INT./AVG. RET.	23/9.0	20/14.0
PENALTIES/YARDS	131/1,091	100/851
FUMBLES/BALL LOST	30/20	29/20
TOUCHDOWNS	38	42
Rushing	17	19
Passing	19	21
Returns	2	2
EXTRA POINTS/ATTEMPTS	37/37	39/41
FIELD GOALS/ATTEMPTS	25/29	19/29
AVG TIME OF POSSESSION	31:01	29:28

SCORE BY

QUARTERS	1	2	3	4	OT	T
COWBOYS	71	108	78	77	6	340
Opponents	84	68	79	111	6	348

PASSING

	ATT	COMP	YDS	PCT	AVG	TD	PCT	INT	PCT	LG	SKS/YDS	RATING
D. White	362	215	2,617	59.4	7.23	12	3.3	17	4.7	43	44/353	73.2
Pelluer	101	55	642	54.5	6.36	3	3.0	2	2.0	44	5/35	75.6
Sweeney	28	14	291	50.0	10.39	4	14.3	1	3.6	77	3/15	111.8
Snyder	9	4	44	44.4	4.89	0	0.0	0	0.0	22	0/0	59.5
COWBOYS	500	288	3,594	57.6	7.19	19	3.8	20	4.0	77	52/403	76.0
Opponents	502	269	3,781	53.6	7.53	21	4.2	23	4.6	62	51/337	73.0

RUSHING	ATT	YDS	AVG	LG	TD	KICKOFF RETURNS	NO	YDS	AVG	LG	TD
Walker	209	891	4.3	60	7	Clack	29	635	21.9	48	0
Dorsett	130	456	3.5	24	1	Martin	12	237	19.8	38	0
Pelluer	25	142	5.7	21	1	Edwards	7	155	22.1	32	0
Blount	46	125	2.7	15	3	Adams	6	113	18.8	27	0
Newsome	25	121	4.8	24	2	Lavette	4	72	18.0	22	0
Edwards	2	61	30.5	62	1	Spivey	2	49	24.5	29	0
Adams	7	49	7.0	27	1	Newsome	2	22	11.0	12	0
D. White	10	14	1.4	8	1	Chandler	1	7	7.0	7	0
Sweeney	5	8	1.6	5	0	Borresen	1	5	5.0	5	0
E.J. Jones	2	7	3.5	5	0	COWBOYS	64	1,295	20.2	48	0
Snyder	2	0	0.0	0	0	Opponents	65	1,281	19.7	45	0
G. White	1	-4	-4.0	-4	0						
Cosbie	1	-5	-5.0	-5	0						

COWBOYS	OPPONENTS	ATT	YDS	AVG	LG	TD
COWBOYS	Opponents	465	1,865	4.0	62	17
Opponents	COWBOYS	459	1,617	3.5	52	19

RECEIVING	NO	YDS	AVG	LG	TD
Walker	60	715	11.9	44	1
Renfro	46	662	14.4	43	4
Cosbie	36	421	11.7	30	3
Edwards	34	521	15.3	38	3
Newsome	34	274	8.1	30	2
Dorsett	19	177	9.3	33	1
Banks	15	231	15.4	34	1
Barksdale	12	165	13.8	22	1
Burbage	7	168	24.0	77	2
Martin	5	103	20.6	33	0
G. White	5	46	9.2	14	0
Chandler	5	25	5.0	9	1
E.J. Jones	3	16	5.3	10	0
Spivey	2	34	17.0	25	0
C. Scott	1	11	11.0	11	0
Adams	1	8	8.0	8	0
Fowler	1	6	6.0	6	0
Lavette	1	6	6.0	6	0
Blount	1	5	5.0	5	0
COWBOYS	288	3,594	12.5	77	19
Opponents	269	3,781	14.1	62	21

INTERCEPTIONS	NO	YDS	AVG	LG	TD
Walls	5	38	7.6	30	0
Downs	4	56	14.0	27	0
Bates	3	28	9.3	28	0
Haynes	3	7	2.3	7	0
Francis	2	18	9.0	18	1
Jeffcoat	1	26	26.0	26	1
Penn	1	21	21.0	21	0
Lockhart	1	13	13.0	13	0
Scott	1	1	1.0	1	0
Green	1	0	0.0	0	0
R. White	1	0	0.0	0	0
COWBOYS	23	208	9.0	30	2
Opponents	20	279	14.0	69	0

PUNTING	NO	YDS	AVG	TB	IN20	LG	BL	NET
Saxon	68	2,685	39.5	5	20	63	0	34.2
Sawyer	16	639	39.9	1	3	54	0	31.4
COWBOYS	84	3,324	39.6	6	23	63	0	33.7
Opp.	75	3,042	40.6	7	14	64	1	34.0

PUNT RETURNS	NO	FC	YDS	AVG	LG	TD
Martin	22	2	216	9.8	38	0
Edwards	8	1	75	9.4	13	0
Banks	5	1	33	6.6	12	0
Burbage	5	1	29	5.8	13	0
Livingston	1	0	0	0.0	0	0
COWBOYS	41	5	353	8.6	38	0
Opponents	45	17	376	8.4	78	0

FIELD GOALS	11-19	20-29	30-39	40-49	50+
Ruzek	0-0	0-0	1-1	1-2	1-1
Zendejas	0-0	0-0	1-1	1-2	1-1
COWBOYS	0-0	0-0	1-1	1-2	1-1
Opponents	2-2	5-6	8-10	4-11	0-0

SCORING	TOR	TD	TPDR	FG	PAT	S	TP
Ruzek	0	0	0	22/25	26/26	0	92
Walker	7	1	0	0/0	0/0	0	48
Edwards	1	3	0	0/0	0/0	0	24
Newsome	2	2	0	0/0	0/0	0	24
Renfro	0	4	0	0/0	0/0	0	24
Zendejas	0	0	0	3/4	10/10	0	19
Blount	3	0	0	0/0	0/0	0	18
Cosbie	0	3	0	0/0	0/0	0	18
Burbage	0	2	0	0/0	0/0	0	12
Dorsett	1	1	0	0/0	0/0	0	12
Adams	1	0	0	0/0	0/0	0	6
Banks	0	1	0	0/0	0/0	0	6
Barksdale	0	1	0	0/0	0/0	0	6
Chandler	0	1	0	0/0	0/0	0	6
Francis	0	0	1a	0/0	0/0	0	6
Jeffcoat	0	0	1b	0/0	0/0	0	6
Pelluer	1	0	0	0/0	0/0	0	6
D. White	1	0	0	0/0	0/0	0	6
Brady	0	0	0	1/1	0	1	1
COWBOYS	17	19	2	25/29	37/37	0	340
Opponents	19	21	2*	19/29	39/41	0	348

a 18 interception return vs. New England (11/15)
 b 26 interception return vs. N.Y. Giants (11/5)
 * Harper 78 punt return vs. N.Y. Jets (10/4)
 R. Moore 20 fumble return vs. Atlanta (12/6)

USUAL STARTERS

WR Kelvin Edwards (9)	LE Ed Jones
Gordon Banks (4)	LT Kevin Brooks (12)
LT Mark Tuinei (8)	Mike Dwyer (3)
Daryle Smith (7)	RT Randy White
LG Nate Newton (11)	RE Jim Jeffcoat
Sal Cesario (3)	LLB Mike Hegman (10)
C Tom Rafferty (12)	Dale Jones (3)
Mike Zentz (3)	MLB Eugene Lockhart (9)
RG Crawford Kar (12)	Russ Swain (3)
Bob White (3)	RLB Jeff Rothert (12)
RT Kevin Gogan (10)	RS Chris Daulton (3)
Steve Csovski (3)	LCB Everson Walls
TE Doug Cosbie (12)	RCB Ron Francis (11)
Rich Borresen (3)	Robert Williams (3)
WR Mike Renfro	SS Bill Bates (11)
QB Danny White (9)	Tommy Haynes (3)
Steve Pelluer (4)	FS Michael Downs (12)
RB Herschel Walker (7)	Alex Green (3)
Tony Dorsett (6)	P Mike Saxton (13)
Timmy Newsome (8)	Buzz Sawyer (3)
Gerald White (3)	
Herschel Walker (3)	
K Roger Ruzek	

Pro Bowlers in Bold

1988 ★ DALLAS COWBOYS STATISTICS ★ 1988

FIFTH PLACE, NFC EAST HEAD COACH: TOM LANDRY

PRESEASON (2-2)

Date	W/L	Score	Opponent	Att.
8/6	L	21-24	@ San Diego	40,110
8/13	W	27-17	@ L.A. Raiders	40,774
8/22	W	17-9	CHICAGO	47,796
8/27	L	10-54	HOUSTON	48,400

REGULAR SEASON (3-13)

Date	W/L	Score	Opponent	Att.
9/4	L	21-24	@ Pittsburgh	56,813
9/12	W	17-14	@ Phoenix	67,139
9/18	L	10-12	N.Y. GIANTS	55,325
9/25	W	26-20	ATLANTA	39,702
10/3	L	17-20	@ New Orleans	68,474
10/9	L	17-35	WASHINGTON	63,325
10/16	L	7-17	@ Chicago	64,759
10/23	L	23-24	@ Philadelphia	66,309
10/30	L	10-16	PHOENIX	42,196
11/6	L	21-29	@ N.Y. Giants	75,826
11/13	L	3-43	MINNESOTA	57,830
11/20	L	24-38	CINCINNATI	37,865
11/24	L	17-25	HOUSTON	50,845
12/4	L	21-24	@ Cleveland	77,683
12/11	W	24-17	@ Washington	51,526
12/18	L	7-23	PHILADELPHIA	46,131

TEAM STATISTICS

	DALLAS	OPP
FIRST DOWNS	311	297
Rushing	112	93
Passing	175	180
Penalty	24	24
Third Down-Made/Att.	84/217	89/226
Third Down Efficiency	38.7	39.4
Fourth Down-Made/Att.	7/16	4/11
TOTAL NET YARDS	5,483	5,414
Avg. Per Game	342.7	338.4
Total Plays	1,059	1,023
Avg. Per Play	5.2	5.3
NET YARDS RUSHING	1,995	1,858
Avg. Per Game	124.7	116.1
Total Rushes	469	454
Avg. Per Rush	4.3	4.1
NET YARDS PASSING	3,488	3,556
Sacked/Yards Lost	35/239	46/327
Gross Yards	3,727	3,883
Attempts/Completions	555/307	523/264
Pct. of Completions	55.3	50.5
Had Intercepted	27	10
PUNTS/AVERAGE	80/40.9	86/41.6
Net Punting Average	34.2	36.0
PUNT RET./AVG.	45/8.0	37/6.5
KICKOFF RET./AVG.	69/20.4	56/18.9
INT./AVG. RET.	10/6.7	27/11.6
PENALTIES/YARDS	141/1,148	92/772
FUMBLES/BALL LOST	22/13	24/9
TOUCHDOWNS	32	44
Rushing	10	13
Passing	21	30
Returns	1	1
EXTRA POINTS/ATTEMPTS	32/32	41/44
FIELD GOALS/ATTEMPTS	13/25	24/29
AVG TIME OF POSSESSION	30:41	29:19

RUSHING

Player	ATT	YDS	AVG	LG	TD
Walker	361	1,514	4.2	38	5
Pelluer	51	314	6.2	27	2
Newsome	32	75	2.3	8	3
Clack	11	54	4.9	17	0
Sweeney	6	34	5.7	10	0
Fowler	3	6	2.0	4	0
Irvin	1	2	2.0	2	0
Martin	4	-4	-1.0	11	0
COWBOYS	469	1,995	4.3	38	10
Opponents	454	1,858	4.1	51	13

RECEIVING

Player	NO	YDS	AVG	LG	TD
Alexander	54	788	14.6	50	6
Walker	53	505	9.5	50	2
Martin	49	622	12.7	35	3
Irvin	32	654	20.4	61	5
Newsome	30	236	7.9	32	0
Chandler	18	186	10.3	29	1
Clack	17	126	7.4	18	1
Gay	15	205	13.7	25	1
Costie	12	112	9.3	21	0
Fowler	10	64	6.4	13	0
Folsom	9	84	9.3	20	2
Edwards	5	93	18.6	27	0
Burbage	2	50	25.0	41	0
Newton	1	2	2.0	2	0
COWBOYS	307	3,727	12.1	61	21
Opponents	264	3,883	14.7	73	30

INTERCEPTIONS

Player	NO	YDS	AVG	LG	TD
Williams	2	18	9.0	12	0
Downs	2	3	1.5	3	0
Walls	2	0	0.0	0	0
Francis	1	29	29.0	29	0
Noonan	1	17	17.0	17	1
Bates	1	0	0.0	0	0
Hendrix	1	0	0.0	0	0
COWBOYS	10	67	6.7	29	1
Opponents	27	314	11.6	66	0

PUNTING

Player	NO	YDS	AVG	TBIN20	LG	BL	NET
Saxon	80	3,271	40.9	15	24	55	0 34.2
COWBOYS	80	3,271	40.9	15	24	55	0 34.2
Opp.	86	3,574	41.6	6	19	70	0 36.0

PUNT RETURNS

Player	NO	FC	YDS	AVG	LG	TD
Martin	44	15	360	8.2	21	0
Walls	1	0	0	0.0	0	0
COWBOYS	45	15	360	8.0	21	0
Opponents	37	15	239	6.5	18	0

KICKOFF RETURNS

Player	NO	YDS	AVG	LG	TD
Clack	32	690	21.6	40	0
Burbage	20	448	22.4	53	0
Martin	12	210	17.5	31	0
Higgs	2	31	15.5	17	0
Smith	2	24	12.0	13	0
B. White	1	7	7.0	7	0
COWBOYS	69	1,410	20.2	53	0
Opponents	56	1,060	18.9	44	0

SCORE BY QUARTERS

	1	2	3	4	OT	T
COWBOYS	71	47	64	83	0	265
Opponents	80	125	74	102	0	381

FIELD GOALS

	11-19	20-29	30-39	40-49	50+
Zendejas	0-0	0-0	0-0	1-3	0-0
COWBOYS	0-0	4-5	4-7	3-7	1-3
Opponents	0-0	4-5	4-7	4-10	1-3

SCORING

Player	TDR	TDP	TDR:	FG	PAT	S	PT
Ruzek	0	0	0	12/22	27/27	0	63
Walker	5	2	0	0	0	0	42
Alexander	0	6	0	0	0	0	36
Irvin	0	5	0	0	0	0	30
Martin	0	3	0	0	0	0	18
Newsome	3	0	0	0	0	0	18
Folsom	0	2	0	0	0	0	12
Pelluer	2	0	0	0	0	0	12
Noonan	0	0	1a	0	0	0	8
Zendejas	0	0	0	1/3	5/5	0	8
Chandler	0	1	0	0	0	0	6
Clack	0	1	0	0	0	0	6
Gay	0	1	0	0	0	0	6
COWBOYS	10	21	1	13/25	32/32	1	265
Opponents	13	30	1*	24/29	41/44	2	381

USUAL STATISTICS

WR Ray Alexander	LE Ed Jones
LT Dave Widell (8)	LT Kelvin Brooks
Daryle Smith (4)	RT Danny Noonan
Mark Tunei (4)	RE Jim Jeffcoat
LG Nate Newton	LLB Ron Burton
C. Tom Raftery	MLB Eugene Lockhart
RG Crawford Kier	RLB Garry Cobb
RT Kevin Gagan	LCB Everson Walls
TE Thornton Chandler (12)	RCB Robert Williams
Doug Cosbie (4)	SS Bill Bates
WR Michael Irvin (10)	FS Michael Downs
Kevin Martin (6)	P Mike Saxon
QB Steve Pelluer	
RB Herschel Walker	
FB Timmy Newsome (8)	
Todd Fowler (6)	
K Roger Ruzek	<i>Pro Bowlers in Bold</i>

a 17 interception return vs. Atlanta (9/25)

* safety vs. Atlanta (9/25)

* H. Thomas 2 fumble return vs. Minnesota (11/13)

& Collins safety vs. N.Y. Giants (9/18)

Doleman/Baker safety vs. Minnesota (11/13)

	PASSING	ATT	COMP	YDS	PCT	AVG	ATT	TD	PCT	INT	PCT	INT	LG	SKS/YDS	RATING
Pelluer	435	245	3,139	56.3	7.22	17	3.9	19	4.4	611	21/112	73.9			
Sweeney	78	33	314	42.3	4.02	3	3.9	5	6.4	28	9/80	40.2			
D. White	42	29	274	69.1	6.52	1	2.4	3	7.1	24	5/47	65.0			
COWBOYS	555	307	3,727	55.3	6.72	21	3.8	27	4.9	611	35/239	68.5			
Opponents	523	264	3,883	50.5	7.42	30	5.7	10	1.9	731	46/327	86.2			

1989 ★ DALLAS COWBOYS STATISTICS ★ 1989

STAFF PLAYERS 2020 SEASON RECORDS PLAYOFF RECORDS 1989 STATISTICS SIDELINES

FIFTH PLACE, NFC EAST HEAD COACH: JIMMY JOHNSON

PRESEASON (3-1)				
Date	W/L	Score	Opponent	Att.
8/13	W	20-3	@ San Diego	45,203
8/19	W	27-20	@ L.A. RAIDERS	32,358
8/26	L	21-24	@ Denver (OT)	74,076
9/2	W	30-28	HOUSTON	63,582
REGULAR SEASON (1-15)				
9/10	L	0-28	@ New Orleans	66,977
9/17	L	21-27	@ Atlanta	55,285
9/24	L	7-30	WASHINGTON	63,200
10/1	L	13-30	N.Y. GIANTS	51,785
10/8	L	13-31	@ Green Bay	56,656
10/15	L	14-31	SAN FRANCISCO	61,077
10/22	L	28-36	@ Kansas City	76,841
10/29	L	10-19	PHOENIX	44,431
11/5	W	13-3	@ Washington	53,187
11/12	L	20-24	@ Phoenix	49,657
11/19	L	14-17	MIAMI	56,044
11/23	L	0-27	PHILADELPHIA	54,444
12/3	L	31-35	L.A. RAMS	46,100
12/10	L	10-20	@ Philadelphia	59,842
12/16	L	0-15	@ N.Y. Giants	72,141
12/24	L	10-20	GREEN BAY	41,265

TEAM STATISTICS			DALLAS	OPP
FIRST DOWNS	246	321		
Rushing	78	116		
Passing	145	183		
Penalty	23	22		
Third Down-Made/Att.	62/187	106/229		
Third Down Efficiency	33.2	46.3		
Fourth Down-Made/Att.	8/19	7/12		
TOTAL NET YARDS	4,294	5,556		
Avg. Per Game	268.4	347.3		
Total Plays	898	1,060		
Avg. Per Play	4.8	5.2		
NET YARDS RUSHING	1,409	1,991		
Avg. Per Game	88.1	124.4		
Total Rushes	355	543		
Avg. Per Rush	4.0	3.7		
NET YARDS PASSING	2,885	3,565		
Sacked/Yards Lost	30/239	29/183		
Gross Yards	3,124	3,748		
Attempts/Completions	513/266	488/301		
Pct. of Completions	51.9	61.7		
Had Intercepted	27	7		
PUNTS/AVERAGE	82/39.8	73/39.9		
Net Punting Average	34.2	35.3		
PUNT RET./AVG.	31/6.4	38/8.8		
KICKOFF RET./AVG.	77/22.2	46/18.5		
INT./AVG. RET.	7/5.3	27/14.7		
PENALTIES/YARDS	100/771	102/723		
FUMBLES/BALL LOST	29/15	22/10		
TOUCHDOWNS	25	44		
Rushing	7	17		
Passing	14	21		
Returns	4	6		
EXTRA POINTS/ATTEMPTS	24/25	43/44		
FIELD GOALS/ATTEMPTS	10/20	28/35		
AVG TIME OF POSSESSION	25:34	34:26		

	ATT	COMP	YDS	PCT	ATT	TD	PCT	INT	INT	LG	SKS	YDS	RATING
PASSING													
Aikman	293	155	1,749	52.9	5.97	9	3.1	18	6.1	75f	19	155	55.7
Walsh	219	110	1,371	50.2	6.26	5	2.3	9	4.1	46	11	84	60.5
Saxon	1	1	4	100.0	4.00	0	0.0	0	0.0	4	0	0	40.2
COWBOYS	513	266	3,124	51.9	6.09	14	2.7	27	5.3	75f	30	239	57.8
Opponents	488	301	3,748	61.7	7.68	21	4.3	7	1.4	79f	29	183	93.9

RUSHING	ATT	YDS	AVG	LG	TD
Palmer	112	446	4.0	63t	2
Aikman	38	302	7.9	25	0
Walker	81	246	3.0	20t	2
Johnston	67	212	3.2	13	0
Sargent	20	87	4.4	43	1
Clack	14	40	2.9	17	2
Dixon	3	30	10.0	13	0
Walsh	6	16	2.7	14	0
Tautalatasi	6	15	2.5	6	0
Shepard	3	12	4.0	12	0
Invin	1	6	6.0	6	0
Saxon	1	1	1.0	1	0
Bates	1	0	0.0	0	0
Scott	2	-4	-2.0	-1	0
COWBOYS	355	1,409	4.0	63t	7
Opponents	543	1,991	3.7	25	17

RECEIVING	NO	YDS	AVG	LG	TD
Martin	46	644	14.0	46	2
Folsom	28	265	9.5	26	2
Invin	26	378	14.5	65t	2
Dixon	24	477	19.9	75t	2
Walker	22	261	11.9	52	1
Shepard	18	268	14.9	37t	1
Tautalatasi	17	157	9.2	23	0
Burbage	17	134	7.9	15	0
Palmer	17	93	5.5	13	0
Johnston	16	133	8.3	28	3
Scott	9	63	7.0	12	0
Ford	7	78	11.1	21	1
Sargent	6	50	8.3	21	0
Jennings	6	47	7.8	14	0
Clack	4	69	17.3	44	0
Alexander	1	16	16.0	16	0
Ruzek	1	4	4.0	4	0
Aikman	1	-13	-13.0	-13	0
COWBOYS	266	3,124	11.7	75t	14
Opponents	301	3,748	12.5	79t	21

INTERCEPTIONS	NO	YDS	AVG	LG	TD
Lockhart	2	14	7.0	12	0
Bates	1	18	18.0	18	0
Albritton	1	3	3.0	3	0
Francis	1	2	2.0	2	0
Burton	1	0	0.0	0	0
Horton	1	0	0.0	0	0
COWBOYS	7	37	5.3	18	0
Opponents	27	396	14.7	53t	3

PUNTING	NO	YDS	AVG	TB	IN20	LG	BL	RET
Saxon	81	3,233	40.9	6	19	56	2	34.3
Ruzek	1	28	28.0	0	0	28	0	28.0
COWBOYS	82	3,261	39.8	6	19	56	2	34.2
Opp.	73	2,911	39.9	7	28	58	0	35.3

PUNT RETURNS	NO	FC	YDS	AVG	LG	TD
Shepard	24	1	160	6.7	17	0
Martin	4	5	32	8.0	12	0
Burbage	3	5	5	1.7	5	0
COWBOYS	31	11	197	6.4	17	0
Opponents	38	17	334	8.8	56t	1

SCORE BY QUARTERS	1	2	3	4	OT	T
COWBOYS	47	70	35	52	0	204
Opponents	84	118	90	101	0	393

KICKOFF RETURNS	NO	YDS	AVG	LG	TD
Dixon	47	1,181	25.1	97t	1
Shepard	19	394	20.7	32	0
Clack	3	56	18.7	24	0
Burbage	3	55	18.3	22	0
Ankrum	2	6	3.0	5	0
Tautalatasi	1	9	9.0	9	0
Chandler	1	8	8.0	8	0
Sargent	1	0	0.0	0	0
COWBOYS	77	1,709	22.2	97t	1
Opponents	46	853	18.5	34	0

FIELD GOALS	11-19	20-29	30-39	40-49	50+	
Zendejas	0-0	1-1	1-1	1-1	3-5	0-2
Ruzek	1-1	1-1	2-4	1-4	0-1	0-1
COWBOYS	1-1	2-2	3-5	4-9	0-3	
Opponents	0-0	12-12	11-13	5-10	0-0	

SCORING	TDR	TOP	TDR1	FG	PAT	S	TP
Ruzek	0	0	5/11	14/15	0	0	29
Zendejas	0	0	0	5/9	10/10	0	25
Dixon	0	2	1a	0/0	0/0	0	18
Johnston	0	3	0	0/0	0/0	0	18
Walker	2	1	0	0/0	0/0	0	18
Clack	2	0	0	0/0	0/0	0	12
Folsom	0	2	0	0/0	0/0	0	12
Invin	0	2	0	0/0	0/0	0	12
Martin	0	2	0	0/0	0/0	0	12
Palmer	2	0	0	0/0	0/0	0	12
Del Rio	0	0	1b	0/0	0/0	0	6
Ford	0	1	0	0/0	0/0	0	6
Jeffcoat	0	0	1c	0/0	0/0	0	6
Lockhart	0	0	1d	0/0	0/0	0	6
Sargent	1	0	0	0/0	0/0	0	6
Shepard	0	1	0	0/0	0/0	0	6
COWBOYS	7	14	4	10/20	24/25	0	204
Opponents	17	21	6	28/35	43/44	1	393

- a 97 kickoff return vs. Kansas City (10/22)
- b 57 fumble return vs. Green Bay (12/24)
- c 77 fumble return vs. Washington (9/24)
- d 40 fumble return vs. Green Bay (10/8)
- * Shepard 56 punt return vs. New Orleans (9/10)
- Butler 29 fumble return vs. Atlanta (9/17)
- Walton 29 interception return vs. Wash. (9/24)
- Jackson 62 field goal return vs. San Fran. (10/15)
- Zordich 16 interception return vs. Phoenix (10/29)
- McDonald 53 int. return vs. Phoenix (11/12)
- # McGovern blocked punt through end zone vs. Kansas City (10/22)

USUAL STARTERS			
WR	Kevin Martin (11)	LE	Ed Jones (8)
	James Dixon (5)		Tony Tolbert (5)
LT	Mark Tucker		Danny Noonan (3)
LG	Nate Newton	LT	Dean Hamel (9)
C	Ton Rafferty (8)	RB	Willie Broughton (5)
	Mark Stepnoski (4)	RT	Willie Broughton (9)
	Bob White (4)		Dean Hamel (5)
RG	Crawford Ker	RE	Jim Jeffcoat
RT	Kevin Gogan	LLB	Jack Del Rio (11)
TE	Steve Folsom		Ron Burton (3)
WR	Derrick Shepard (8)	MLB	Eugene Lockhart
	Michael Irvin (6)	RLB	Ken Norton (13)
QB	Troy Aikman (11)		Randy Shannon (3)
	Steve Walsh (5)	LCB	Everson Walls
RB	Paul Palmer (8)	RCB	Robert Williams (11)
	Herschel Walker (4)		Ron Francis (4)
FB	Daryl Johnston (10)	SS	Vince Abrington
	Brodenrick Sargent (3)	FS	Ray Horton
K	Roger Ruzek (9)	P	Mike Saxon
	Luis Zendejas (7)		Pro Bowlers in Bold

1990 ★ DALLAS COWBOYS STATISTICS ★ 1990

FOURTH PLACE, NFC EAST HEAD COACH: JIMMY JOHNSON

PRESEASON (1-3)				Att.
Date	W/L	Score	Opponent	
8/11	L	16-28	@ San Diego	42,221
8/18	L	14-16	@ L.A. Raiders	28,273
8/25	W	20-9	PITTSBURGH	47,723
9/1	L	6-27	HOUSTON	55,499
REGULAR SEASON (7-9)				Att.
9/9	W	17-14	SAN DIEGO	48,063
9/16	L	7-28	N.Y. GIANTS	61,090
9/23	L	15-19	@ Washington	53,804
9/30	L	17-31	@ N.Y. Giants	75,923
10/7	W	14-10	TAMPA BAY	60,076
10/14	L	3-20	@ Phoenix	45,235
10/21	W	17-13	@ Tampa Bay	68,315
10/28	L	20-21	PHILADELPHIA	62,605
11/4	L	9-24	@ N.Y. Jets	68,086
11/11	L	6-24	SAN FRANCISCO	62,966
11/18	W	24-21	@ L.A. Rams	58,589
11/22	W	27-17	WASHINGTON	60,355
12/2	W	17-13	NEW ORLEANS	60,087
12/9			- Bye -	
12/16	W	41-10	PHOENIX	60,190
12/23	L	3-17	@ Philadelphia	63,895
12/30	L	7-26	@ Atlanta	50,097

TEAM STATISTICS	DALLAS	OPP
FIRST DOWNS	250	280
Rushing	88	109
Passing	135	153
Penalty	27	18
Third Down-Made/Att	67/198	85/208
Third Down Efficiency	33.8	40.9
Fourth Down-Made/Att	5/10	8/16
TOTAL NET YARDS	4,081	4,615
Avg. Per Game	255.1	288.4
Total Plays	911	988
Avg. Per Play	4.5	4.7
NET YARDS RUSHING	1,500	1,976
Avg. Per Game	93.8	123.5
Total Rushes	393	482
Avg. Per Rush	3.8	4.1
NET YARDS PASSING	2,581	2,639
Sacked/Yards Lost	43/317	36/292
Gross Yards	2,898	2,931
Attempts/Completions	475/254	470/271
Pct. of Completions	53.5	57.7
Had Intercepted	24	11
PUNTS/AVERAGE	79/43.2	70/40.9
Net Punting Average	35.6	36.2
PUNT RET./AVG.	39/6.4	43/10.2
KICKOFF RET./AVG.	54/20.4	55/20.7
INT./AVG. RET.	11/11.5	24/14.7
PENALTIES/YARDS	98/729	104/911
FUMBLES/BALL LOST	27/9	32/19
TOUCHDOWNS	27	36
Rushing	13	18
Passing	12	12
Returns	2	6
EXTRA POINTS/ATTEMPTS	26/27	36/36
FIELD GOALS/ATTEMPTS	18/25	18/26
AVG TIME OF POSSESSION	28:44	31:16

RUSHING	ATT	YDS	AVG	LG	TD
E. Smith	241	937	3.9	48†	11
Agee	53	213	4.0	28	0
Aikman	40	172	4.3	20	1
Highsmith	19	48	2.5	7	0
Dixon	11	43	3.9	18	0
Johnston	10	35	3.5	8	1
Wright	3	26	8.7	14	0
Saxon	1	20	20.0	20	0
Laufenberg	2	6	3.0	5	0
T. Smith	6	6	1.0	3	0
Bates	1	4	4.0	4	0
Walsh	1	0	0.0	0	0
Martin	4	-2	-0.5	3	0
McKinnon	1	-8	-8.0	-8	0
COWBOYS	393	1,500	3.8	48†	13
Opponents	482	1,976	4.1	67	18

RECEIVING	NO	YDS	AVG	LG	TD
Martin	64	732	11.4	45	0
Novacek	59	657	11.1	41	4
Agee	30	272	9.1	30	1
E. Smith	24	228	9.5	57	0
Irvin	20	413	20.7	61†	5
McKinnon	14	172	12.3	28†	1
Johnston	14	148	10.6	26	1
Awalt	13	133	10.2	25	0
Wright	11	104	9.5	20	0
Highsmith	3	13	4.3	7	0
Dixon	2	26	13.0	21	0
COWBOYS	254	2,898	11.4	61†	12
Opponents	271	2,931	10.8	58†	12

INTERCEPTIONS	NO	YDS	AVG	LG	TD
Holt	3	72	24.0	64†	1
Washington	3	24	8.0	13	0
Bates	1	4	4.0	4	0
Gant	1	26	26.0	26	0
Hendrix	1	0	0.0	0	0
Horton	1	0	0.0	0	0
Williams	1	0	0.0	0	0
COWBOYS	11	126	11.5	64†	1
Opponents	24	353	14.7	61†	4

PUNTING	NO	YDS	AVG	TBIN20	LG	BL	NET
Saxon	79	3,413	43.2	8	20	62	0 35.6
COWBOYS	79	3,413	43.2	8	20	62	0 35.6
Opp.	70	2,866	40.9	4	15	62	2 36.2

PUNT RETURNS	NO	FC	YDS	AVG	LG	TD
Shepard	20	1	121	6.1	13	0
Harris	12	6	63	5.3	12	0
Martin	5	3	46	9.2	17	0
McKinnon	2	1	20	10.0	20	0
COWBOYS	39	11	250	6.4	20	0
Opponents	43	8	438	10.2	98†	1

KICKOFF RETURNS	NO	YDS	AVG	LG	TD
Dixon	36	736	20.4	47	0
Wright	12	276	23.0	90†	1
Shepard	4	75	18.8	22	0
Stepnoski	1	15	15.0	15	0
Harris	1	0	0.0	0	0
COWBOYS	54	1,102	20.4	90†	1
Opponents	55	1,136	20.7	76†	1

SCORE BY	Q1	Q2	Q3	Q4	OT	T
COWBOYS	50	46	40	108	0	244
Opponents	55	102	52	100	0	308

FIELD GOALS	11-19	20-29	30-39	40-49	50+
Willis	0-0	4-4	7-9	7-8	0-4
COWBOYS	0-0	4-4	7-9	7-8	0-4
Opponents	0-0	9-9	5-8	2-6	2-3

SCORING	TDR	TDP	TDR†	FG	PAT	S	TP
Willis	0	0	0	18/25	26/26	0	80
E. Smith	11	0	0	0/0	0/0	0	66
Irvin	0	5	0	0/0	0/0	0	30
Novacek	0	4	0	0/0	0/0	0	24
Johnston	1	1	0	0/0	0/0	0	12
Agee	0	1	0	0/0	0/0	0	6
Aikman	1	0	0	0/0	0/0	0	6
Holt	0	0	1a	0/0	0/0	0	6
McKinnon	0	1	0	0/0	0/0	0	6
Wright	0	0	1b	0/0	0/0	0	6
COWBOYS	13	12	2	18/25	26/27	1#	244
Opponents	18	12	6†	18/26	36/36	1#	308

a 64 interception return vs. Tampa Bay (10/21)
 b 90 kickoff return vs. N.Y. Giants (9/16)
 # Mojsienk stepped out of end zone vs. Washington (9/23)
 * Taylor 11 interception return vs. N.Y. Giants (9/16)
 Green 18 interception return vs. Washington (9/23)
 Mathis 98 punt return vs. N.Y. Jets (11/4)
 Allen 35 interception return vs. Philadelphia (12/23)
 Jones 76 kickoff return vs. Atlanta (12/30)
 Sanders 61 interception return vs. Atlanta (12/30)
 & Green tackled E. Smith in end zone vs. Atlanta (12/30)

USUAL STARTERS			
WR Michael Irvin (7)	LE Daniel Stubbs	DE Dennis McKinnon (7)	LT Dean Hamel (11)
LT Mark Tuinei (13)	RT Jimmie Jones (5)	RT Kevin Gogan (3)	RE Jim Jeffcoat (13)
LG Crawford Ker	TE Tony Tolbert (3)	C Mark Stepnoski	RB John Gesek (11)
RG John Gesek (11)	LLB Jack Del Rio	MLB Eugene Lockhart	RT Nate Newton
TE Jay Novacek	RLB Ken Norton	LCB Isaac Holt	WR Kelvin Martin
WR Kelvin Martin	RCB Manny Hendrix (10)	QB Troy Aikman	RB Robert Williams (6)
QB Troy Aikman	SS Vince Abrington (8)	RB Ermitt Smith	FS James Washington (8)
FB Tommie Agee (11)	P Mike Saxon	ALonzo Highsmith (5)	FS Ray Horton
K Ken Willis			

Pro Bowlers in Bold

PASSING	ATT	COMP	YDS	PCT	AVG	TD	PCT	PCT	LG	SKS/YDS	RATING	
Aikman	399	226	2,579	56.6	6.46	11	2.8	18	4.5	611	39/288	66.6
Laufenberg	67	24	279	35.8	4.16	1	1.5	6	9.0	271	4/29	16.9
Walsh	9	4	40	44.4	4.44	0	0.0	0	0.0	20	0/0	57.6
COWBOYS	475	254	2,898	53.5	6.10	12	2.5	24	5.1	611	43/317	59.4
Opponents	470	271	2,931	57.7	6.24	12	2.6	11	2.3	58†	26/292	74.9

STAFF PLAYERS 2010 SEASON RECORDS 2010 SEASON RECORDS 1990 STATISTICS SIDELINES

1991 ★ DALLAS COWBOYS STATISTICS ★ 1991

SECOND PLACE, NFC EAST HEAD COACH: JIMMY JOHNSON

PRESEASON (2-2)			
Date	W/L	Score	Opponent
8/3	W	24-14	@ Kansas City
8/12	L	12-17	L.A. RAIDERS
8/18	L	20-30	@ Houston
8/23	W	20-17	ATLANTA (OT)

REGULAR SEASON (11-5)			
Date	W/L	Score	Opponent
9/1	W	26-14	@ Cleveland
9/9	L	31-33	WASHINGTON
9/15	L	0-24	PHILADELPHIA
9/22	W	17-9	@ Phoenix
9/29	W	21-16	N.Y. GIANTS
10/6	W	20-17	@ Green Bay
10/13	W	35-23	CINCINNATI
10/20			-Bye-
10/27	L	10-34	@ Detroit
11/3	W	27-7	PHOENIX
11/10	L	23-26	@ Houston (OT)
11/17	L	9-22	@ N.Y. Giants
11/24	W	24-21	@ Washington
11/28	W	20-10	PITTSBURGH
12/8	W	23-14	NEW ORLEANS
12/15	W	25-13	@ Philadelphia
12/22	W	31-27	ATLANTA

1991 WILD CARD GAME	
12/29	W 17-13 @ Chicago

1991 DIVISIONAL PLAYOFFS	
1/5/92	L 6-38 @ Detroit

TEAM STATISTICS	DALLAS	OPP
FIRST DOWNS	304	299
Rushing	89	103
Passing	191	180
Penalty	24	16
Third Down-Made/Att.	74/196	76/194
Third Down Efficiency	37.8	39.2
Fourth Down-Made/Att.	6/14	7/17
TOTAL NET YARDS	5,101	5,066
Avg. Per Game	318.8	316.6
Total Plays	971	963
Avg. Per Play	5.3	5.3
NET YARDS RUSHING	1,711	1,571
Avg. Per Game	106.9	98.2
Total Rushes	433	400
Avg. Per Rush	4.0	3.9
NET YARDS PASSING	3,390	3,495
Sacked/Yards Lost	38/273	23/151
Gross Yards	3,663	3,646
Attempts/Completions	500/305	540/320
Pct. of Completions	61.0	59.3
Had Intercepted	12	12
PUNTS/AVERAGE	57/42.6	61/38.8
Net Punting Average	36.8	32.4
PUNT RET./AVG.	29/10.7	28/8.3
KICKOFF RET./AVG.	52/21.7	69/16.9
INT./AVG. RET.	12/13.9	12/20.3
PENALTIES/YARDS	74/610	97/801
FUMBLES/BALL LOST	23/12	23/11
TOUCHDOWNS	37	32
Rushing	15	11
Passing	16	17
Returns	6	4
EXTRA POINTS/ATTEMPTS	37/37	31/32
FIELD GOALS/ATTEMPTS	27/39	29/39
AVG TIME OF POSSESSION	30:06	29:54

	PASSING			RUSHING			RECEIVING			PUNTING			KICKOFF			FIELD GOALS			
	ATT	COMP	YDS	PCT	ATT	TD	INT	NO	YDS	AVG	LG	TD	NO	YDS	AVG	LG	TD		
Aikman	363	237	2,754	65.3	7.59	11	3.0	10	2.8	61	32/224	86.7	57	42.6	5	16	64	0	
Beuerlein	137	68	909	49.6	6.64	5	3.6	2	1.5	66†	6/49	77.2	61	2,426	42.6	5	16	64	0
COWBOYS	500	305	3,663	61.0	7.33	16	3.2	12	2.4	66†	38/273	84.1	57	42.6	5	16	64	0	
Opponents	540	320	3,646	59.3	6.75	17	3.1	12	2.2	67†	23/151	80.8	61	2,364	38.8	4	14	77	3

RUSHING	ATT	YDS	AVG	LG	TD
E. Smith	365	1,563	4.3	75†	12
Blake	15	80	5.3	30†	1
Johnston	17	54	3.2	10	0
Agee	9	20	2.2	8	1
Aikman	16	5	0.3	9	1
Richards	2	4	2.0	3	0
Wright	2	-1	-0.5	3	0
Beuerlein	7	-14	-2.0	-1	0

COWBOYS	ATT	YDS	AVG	LG	TD
COWBOYS	433	1,711	4.0	75†	15
Opponents	400	1,571	3.9	75†	11

RECEIVING	NO	YDS	AVG	LG	TD
Irvin	93	1,523	16.4	66†	8
Novacek	59	664	11.3	49	4
E. Smith	49	258	5.3	14	1
Johnston	28	244	8.7	22	1
Harper	20	326	16.3	39	1
Martin	16	243	15.2	27	0
Roberts	16	136	8.5	21	1
Wright	10	170	17.0	53	0
Agee	7	-43	-6.1	9	0
Awalt	5	57	11.4	20	0
Blake	1	5	5.0	5	0
Aikman	1	-6	-6.0	-6	0

COWBOYS	NO	YDS	AVG	LG	TD
COWBOYS	305	3,663	12.0	66†	16
Opponents	320	3,646	11.4	67†	17

INTERCEPTIONS	NO	YDS	AVG	LG	TD
Holt	4	2	0.5	2	0
Brown	2	31	15.5	20	0
Washington	2	9	4.5	9	0
Edwards	1	36	36.0	36†	1
Gant	1	0	0.0	0	0
Horton	1	65	65.0	65†	1
Williams	1	24	24.0	24	0

COWBOYS	NO	YDS	AVG	LG	TD
COWBOYS	12	167	13.9	65†	2
Opponents	12	244	20.3	96†	2

PUNTING	NO	YDS	AVG	TB/IN20	LG	BL	NET
Saxon	57	2,426	42.6	5	16	64	0
COWBOYS	57	2,426	42.6	5	16	64	0
Opp.	61	2,364	38.8	4	14	77	3

PUNT RETURNS	NO	FC	YDS	AVG	LG	TD
Martin	21	8	244	11.6	85†	1
Shepard	6	3	57	9.5	14	0
Horton	1	0	8	8.0	8	0
Brownlow	1	0	0	0.0	0	0
Wright	0	1	0	0.0	0	0

COWBOYS	NO	FC	YDS	AVG	LG	TD
COWBOYS	29	12	309	10.7	85†	1
Opponents	28	10	231	8.3	34	0

KICKOFF RETURNS	NO	YDS	AVG	LG	TD
Wright	21	514	24.5	102†	1
Dixon	18	398	22.1	39	0
Gant	6	114	19.0	26	0
Shepard	3	54	18.0	21	0
Martin	3	47	15.7	25	0
Horton	1	0	0.0	0	0

COWBOYS	NO	YDS	AVG	LG	TD
COWBOYS	52	1,127	21.7	102†	1
Opponents	69	1,169	16.9	82†	1

SCORE BY	1	2	3	4	OT	T
QUARTERS						
COWBOYS	91	105	35	111	0	342
Opponents	61	89	66	91	3	310

FIELD GOALS	11-19	20-29	30-39	40-49	50+
Willis	2-2	6-6	9-11	6-13	4-7
COWBOYS	2-2	6-6	9-11	6-13	4-7
Opponents	1-1	11-11	5-5	9-14	3-8

Willis: (38,25,22,54),(51),(1),(48M,52M,45M,41),(1),(40M,23,39),(1),(47B,35),(36,27),(35,37,45),(22,31,18),(51B,32M,42),(45M,18,47B,38M,43),(50,41,40),(50,55M,32,37),(20,45M), Opponents: (45M),(53,52,45,46),(42,55M),(49M,32,32,29),(43,52M,29,25),(42),(45,24,26),(44,32),(1),(52,19,22,41M,23),(27,37,22),(1),(42,51M),(54M),(37,51M,47),(49M,25,29,49M)

SCORING	TDR	TDP	TDR1	FG	PAT	S	TP
Willis	0	0	0	27/39	37/3	0	118
E. Smith	12	1	0	0/0	0/0	0	78
Irvin	0	8	0	0/0	0/0	0	48
Novacek	0	4	0	0/0	0/0	0	24
Horton	0	0	2a	0/0	0/0	0	12
Agee	1	0	0	0/0	0/0	0	6
Aikman	1	0	0	0/0	0/0	0	6
Blake	1	0	0	0/0	0/0	0	6
Edwards	0	0	1b	0/0	0/0	0	6
Harper	0	1	0	0/0	0/0	0	6
Johnston	0	1	0	0/0	0/0	0	6
Martin	0	0	1c	0/0	0/0	0	6
Roberts	0	1	0	0/0	0/0	0	6
R. Williams	0	0	1d	0/0	0/0	0	6
Wright	0	0	1e	0/0	0/0	0	6
Hendrix	0	0	0	0/0	0/0	1#	2
COWBOYS	15	16	6	27/39	37/37	1	342
Opponents	11	17	4	29/39	31/32	0	310

a 20 fumble return vs. N.Y. Giants (9/29)
 b 65 interception return vs. Green Bay (10/6)
 c 36 interception return vs. Cincinnati (10/13)
 d 85 punt return vs. Philadelphia (12/15)
 e 18 blocked punt return vs. Houston (11/10)
 f 102 kickoff return vs. Atlanta (12/22)
 # tackled Booty in end zone vs. Philadelphia (12/25)
 * Wilson 82 kickoff return vs. Green Bay (10/6)
 † White 55 blocked FG return vs. Detroit (10/27)
 ‡ Crockett 96 interception return vs. Detroit (10/27)
 § Mayhew 31 interception return vs. Washington (11/24)

USUAL STARTERS

WR Alvin Harper (5)	LE Tony Tolbert
Alfredo Roberts (5)	LT Tony Cassilas
Alexander Wright (5)	RT Russell Maryland (7)
LT Mark Tuinei (12)	Jimmie Jones (6)
Alan Veingrad (3)	Danny Noonan (3)
LG Kevin Gogan	RE Jim Jeffcoat
C Mark Stepnoski	LLB Ken Norton
RG John Gesek	MLB Jack Del Rio
RT Nate Newton	RLB Vinson Smith
TE Jay Novacek (12)	LCB Isaac Holt
Alfredo Roberts (4)	RCB Larry Brown (13)
WR Michael Irvin	Manny Hendrix (3)
QB Troy Aikman (12)	SS James Washington
Steve Beuerlein (4)	FS Ray Horton
RB Emmitt Smith	P Mike Saxon
FB Daryl Johnston	
K Ken Willis	<i>Pro Bowlers in Bold</i>

1992 ★ DALLAS COWBOYS STATISTICS ★ 1992

FIRST PLACE, NFC EAST
HEAD COACH: JIMMY JOHNSON

PRESEASON (2-3)

Date	W/L	Score	Opponent	Att.
8/2	L	23-34	Houston @ Tokyo	51,058
8/7	W	27-24	@ Miami	50,803
8/15	L	16-17	HOUSTON	61,334
8/22	W	17-3	DENVER	61,485
8/28	L	13-20	CHICAGO	60,218
REGULAR SEASON (13-3)				
9/7	W	23-10	WASHINGTON	63,538
9/13	W	34-28	@N.Y. Giants	76,430
9/20	W	31-20	PHOENIX	62,575
9/27			- Bye -	
10/5	L	7-31	@ Philadelphia	66,572
10/11	W	27-0	SEATTLE	62,311
10/18	W	17-10	KANSAS CITY	64,115
10/25	W	28-13	@ L.A. Raiders	91,505
11/1	W	20-10	PHILADELPHIA	65,012
11/8	W	37-3	@ Detroit	74,816
11/15	L	23-27	L.A. RAMS	63,690
11/22	W	16-10	@ Phoenix	72,439
11/26	W	30-3	N.Y. GIANTS	62,416
12/6	W	31-27	@ Denver	74,946
12/13	L	17-20	@ Washington	56,437
12/21	W	41-17	@ Atlanta	67,036
12/27	W	27-14	CHICAGO	63,101

1992 DIVISIONAL PLAYOFFS

1/10/93 W 34-10 PHILADELPHIA 63,721

1992 NFC CHAMPIONSHIP GAME

1/17/93 W 30-20 @ San Francisco 64,920

SUPER BOWL XXVII

(Pasadena)

1/31/93 W 52-17 Buffalo 98,374

TEAM STATISTICS

	DALLAS	OPP
FIRST DOWNS	324	241
Rushing	119	68
Passing	183	147
Penalty	22	26
Third Down-Made/Att	87/208	50/184
Fourth Down Efficiency	41.8	27.2
Third Down-Made/Att	8/12	7/15
TOTAL NET YARDS	5,606	3,933
Avg. Per Game	350.4	245.8
Total Plays	1,014	873
Avg. Per Play	5.5	4.5
NET YARDS RUSHING	2,121	1,244
Avg. Per Game	132.6	77.8
Total Rushes	500	345
Avg. Per Rush	4.2	3.6
NET YARDS PASSING	3,485	2,689
Sacked/Yards Lost	23/112	44/347
Gross Yards	3,597	3,036
Attempts/Completions	491/314	484/263
Pct. of Completions	64.0	54.3
Had Intercepted	15	17
PUNTS/AVERAGE	61/43.0	87/42.1
Net Punting Average	33.5	35.1
PUNT RET./AVG.	44/12.5	34/11.7
KICKOFF RET./AVG.	37/18.9	60/20.3
INT./AVG. RET.	17/9.3	15/20.0
PENALTIES/YARDS	91/650	94/727
FUMBLES/BALL LOST	16/9	25/14
TOUCHDOWNS	48	29
Rushing	20	11
Passing	23	16
Returns	5	2
EXTRA POINTS/ATTEMPTS	47/48	27/29
FIELD GOALS/ATTEMPTS	24/35	14/17
AVG TIME OF POSSESSION	33:57	26:03

RUSHING	ATT	YDS	AVG	LG	TD
E. Smith	373	1,713	4.6	68T	18
Richards	49	176	3.6	15	1
Aikman	37	105	2.8	19	1
Johnston	17	61	3.6	14	0
Agee	16	54	3.4	10	0
Harper	1	15	15.0	15	0
Martin	2	13	6.5	8	0
Beuerlein	4	-7	-1.8	-1	0
Irvin	1	-9	-9.0	-9	0

COWBOYS	500	2,121	4.2	68T	20
Opponents	345	1,244	3.6	28	11

RECEIVING	NO	YDS	AVG	LG	TD
Irvin	78	1,396	17.9	87T	7
Novacek	68	630	9.3	34	6
E. Smith	59	335	5.7	26T	1
Harper	35	562	16.1	52	4
Martin	32	359	11.2	27	3
Johnston	32	249	7.8	18	2
Roberts	3	36	12.0	18	0
Agee	3	18	6.0	8	0
Richards	3	8	2.7	6	0
Gesek	1	4	4.0	4	0

COWBOYS	314	3,597	11.5	87T	23
Opponents	263	3,036	11.5	81	16

INTERCEPTIONS	NO	YDS	AVG	LG	TD
Washington	3	31	10.3	16	0
Gant	3	19	6.3	11	0
Everett	2	28	14.0	17	0
Horton	2	15	7.5	15	1
Holt	2	11	5.5	8	0
K. Smith	2	10	5.0	7	0
Brown	1	30	30.0	30	0
Myles	1	13	13.0	13	0
Parasera	1	1	1.0	1	0

COWBOYS	17	158	9.3	30 <th>1</th>	1
Opponents	15	300	20.0	59	0

PUNTING	NO	YDS	AVG	TB	IN	20	50	BL	NET
Saxon	61	2,620	43.0	9	19	58	0	33.5	
COWBOYS	61	2,620	43.0	9	19	58	0	33.5	
Opp.	87	3,660	42.1	3	17	73	2	35.1	

PUNT RETURNS	NO	FC	YDS	AVG	LG	TD
Martin	42	18	532	12.7	79T	2
K. Smith	1	0	17	17.0	17	0
Horton	1	0	1	1.0	1	0

COWBOYS	44	18	550	12.5	79T <th>2</th>	2
Opponents	34	6	397	11.7	65	0

KICKOFF RETURNS	NO	YDS	AVG	LG	TD
Martin	24	503	21.0	59	0
White	8	117	14.6	21	0
Holmes	3	70	23.3	28	0
K. Smith	1	9	9.0	9	0
Edwards	1	0	0.0	0	0

COWBOYS	37	699	18.9	59 <th>0</th>	0
Opponents	60	1,217	20.3	42	0

SCORE BY	1	2	3	4	OT	T
QUARTERS						
COWBOYS	108	116	134	51	0	409
Opponents	54	53	51	85	0	243

FIELD GOALS	11-19	20-29	30-39	40-49	50+
Elliott	0-0	6-7	10-14	5-10	3-4
COWBOYS	0-0	6-7	10-14	5-10	3-4
Opponents	1-1	4-4	4-5	5-7	0-0

Elliott	(32M)	(39.35)	(33B.29)	(48M)	(31.51.42M)	(51M.39)	(48M)	(42M.38M.35.48)	(25.42)	(30)	(37.42.36)	(28)	(45.33.53)	(53.32M)	(23)	(47.22.46M)	(28M.21.34)
Opponents:	(49)	(1)	(22.42)	(40)	(40M)	(32)	(1)	(18)	(36)	(33.44)	(20)	(35M.42.44M)	(1)	(32.22)	(27)	(1)	

SCORING	TDR	TDP	TDR1	FG	PAT	S	TP
Elliott	0	0	0	24/35	47/48	0	119
E. Smith	18	1	0	0/0	0/0	0	114
Irvin	0	7	0	0/0	0/0	0	42
Novacek	0	6	0	0/0	0/0	0	36
Martin	0	3	2a	0/0	0/0	0	30
Harper	0	4	0	0/0	0/0	0	24
Johnston	0	2	0	0/0	0/0	0	12
Aikman	1	0	0	0/0	0/0	0	6
Horton	0	0	1b	0/0	0/0	0	6
Maryland	0	0	1c	0/0	0/0	0	6
Richards	1	0	0	0/0	0/0	0	6
R. Williams	0	0	1d	0/0	0/0	0	6
Holt	0	0	0	0/0	0/0	1#	2

COWBOYS	20	23	5	24/35	47/48	1	409
Opponents	11	16	2*	14/17	27/29	0	243

a 79 punt return vs. Washington (9/7)

74 punt return vs. L.A. Rams (11/15)

b 15 interception return vs. Seattle (10/11)

c 26 fumble return vs. Chicago (12/27)

d 3 block punt return vs. N.Y. Giants (9/13)

Blocked punt out of end zone vs. Washington (9/7)

* Copeland fumble recovery in end zone vs. Washington (12/13)

Zornich 42 fumble return vs. Chicago (12/27)

USUAL STARTERS

WR Alvin Harper	LE Tony Tolbert
LT Mark Tunei	RT Tony Casillas
LG Nate Newton	LT Russell Maryland
C Mark Stepnoski	RE Charles Haley (13)
RG John Gesek	Jim Jeffcoat (3)
RT Enk Williams	LLB Vincent Smith (13)
TE Jay Novacek	Kenneth Gant (3)
WR Michael Irvin	MLB Robert Jones (13)
QB Troy Aikman	Ken Norton (3)
RB Emmitt Smith	RLB Ken Norton
FB Daryl Johnston	LCB Issiac Holt (11)
K Lin Elliott	Kevin Smith (5)
RCB Larry Brown	SS Thomas Everett (9)
	James Washington (6)
	FS James Washington (9)
	Ray Horton (7)
	P Mike Saxon

Pro Bowlers in Bold

PASSING	ATT	COMP	YDS	PCT	AVG	ATT	TD	PCT	INT	PCT	INT	LG	SKS/YDS	RATING
Aikman	473	302	3,445	63.8	7.28	23	4.9	14	3.0	87T	23/112	89.5		
Beuerlein	18	12	152	66.7	8.44	0	0.0	1	5.6	27	0/0	69.7		
COWBOYS	491	314	3,597	64.0	7.33	23	4.7	15	3.1	87T	23/112	88.8		
Opponents	484	263	3,036	54.3	6.27	16	3.3	17	3.5	67	44/347	69.9		

1993 ★ DALLAS COWBOYS STATISTICS ★ 1993

STAFF PLAYERS 2010 SEASON RECORDS PLAYOFF RECORDS STATISTICS 1993 SIDELINES

FIRST PLACE, NFC EAST HEAD COACH: JIMMY JOHNSON

PRESEASON (1-3-1)

Date	W/L	Score	Opponent	Att.
8/1	L	7-13	MINNESOTA	60,010
8/8	T	13-13	Det. @ London (OT)	43,522
8/14	W	13-7	L.A. RAIDERS	60,411
8/21	L	20-23	Houston @ San Ant	63,285
8/27	L	21-23	@ Chicago	56,181

REGULAR SEASON (12-4)

Date	W/L	Score	Opponent	Att.
9/6	L	16-35	@ Washington	56,345
9/12	L	10-13	BUFFALO	63,226
9/19	W	17-10	@ Phoenix	73,025
9/26			- Bye -	
10/3	W	36-14	GREEN BAY	63,568
10/10	W	27-3	@ Indianapolis	60,453
10/17	W	26-17	SAN FRANCISCO	65,099
10/24			- Bye -	
10/31	W	23-10	@ Philadelphia	61,912
11/7	W	31-9	N.Y. GIANTS	64,735
11/14	W	20-15	PHOENIX	64,224
11/21	L	14-27	@ Atlanta	67,337
11/25	L	14-16	MIAMI	60,198
12/6	W	23-17	PHILADELPHIA	64,521
12/12	W	37-20	@ Minnesota	63,321
12/18	W	28-7	@ New York Jets	73,233
12/26	W	38-3	WASHINGTON	64,497
1/2/94	W	16-13	@ N.Y. Giants (OT)	77,356

1993 DIVISIONAL PLAYOFF

1/16/94	W	27-17	GREEN BAY	64,790
---------	---	-------	-----------	--------

1993 NFC CHAMPIONSHIP GAME

1/23/94	W	38-21	SAN FRANCISCO	64,902
---------	---	-------	---------------	--------

SUPER BOWL XXVIII (Atlanta)

1/30/94	W	30-13	Buffalo	72,817
---------	---	-------	---------	--------

TEAM STATISTICS

	DALLAS	OPP
FIRST DOWNS	322	297
Rushing	120	94
Passing	172	176
Penalty	30	27
Third Down-Made/Att	83/198	87/219
Third Down Efficiency	41.9	39.7
Fourth Down-Made/Att	7/12	6/17
TOTAL NET YARDS	5,615	4,767
Avg. Per Game	350.9	297.9
Total Plays	994	1,012
Avg. Per Play	5.6	4.7
NET YARDS RUSHING	2,161	1,651
Avg. Per Game	135.1	103.2
Total Rushes	490	423
Avg. Per Rush	4.4	3.9
NET YARDS PASSING	3,454	3,116
Avg. Per Game	215.9	194.8
Sacks/Yards Lost	29/163	34/231
Gross Yards	3,617	3,347
Attempts/Completions	475/317	555/334
Pct. of Completions	66.7	60.2
Had Intercepted	6	14
PUNTS/AVERAGE	56/41.8	78/41.3
Net Punting Average	37.7	34.8
PUNT RET./AVG.	37/10.3	32/5.3
KICKOFF RET./AVG.	38/21.1	66/18.6
INT./AVG. RET.	14/12.2	6/7.8
PENALTIES/YARDS	94/744	87/653
FUMBLES/BALL LOST	33/16	22/14
TOUCHDOWNS	41	23
Rushing	20	7
Passing	18	14
Returns	3	2
EXTRA POINTS/ATTEMPTS	40/41	23/23
FIELD GOALS/ATTEMPTS	30/37	22/27
AVG TIME OF POSSESSION	30:56	29:04

RUSHING	ATT	YDS	AVG	LG	TD
E. Smith	283	1,486	5.3	62t	9
Lassic	75	269	3.6	15	3
Coleman	34	132	3.9	16	2
Aikman	32	125	3.9	20	0
Johnston	24	74	3.1	11	3
Gainer	9	29	3.2	8	0
K. Williams	7	26	3.7	12	2
Agee	6	13	2.2	6	0
Kosar	9	7	0.8	4	0
Irvin	2	6	3.0	9	0
Novacek	1	2	2.0	2t	1
J. Garrett	8	-8	-1.0	0	0
COWBOYS	490	2,161	4.4	62t	20
Opponents	423	1,651	3.9	77t	7

RECEIVING	NO	YDS	AVG	LG	TD
Irvin	88	1,330	15.1	61t	7
E. Smith	57	414	7.3	86	1
Johnston	50	372	7.4	20	1
Novacek	44	445	10.1	30	1
Harper	36	777	21.6	80t	5
K. Williams	20	151	7.6	33	2
Lassic	9	37	4.1	9	0
Gainer	6	37	6.3	8	0
Coleman	4	24	6.0	10	0
T. Williams	1	25	25.0	25	0
Price	1	4	4.0	4	0
Galbraith	1	1	1.0	1t	1
COWBOYS	317	3,617	11.4	86	18
Opponents	334	3,347	10.0	70t	14

INTERCEPTIONS	NO	YDS	AVG	LG	TD
K. Smith	6	56	9.3	32t	1
Bates	2	25	12.5	22	0
Everett	2	25	12.5	17	0
Washington	1	38	38.0	24	0
Norton	1	25	25.0	25	0
Marion	1	2	2.0	2	0
Gant	1	0	0.0	0	0
COWBOYS	14	171	12.2	32t	1
Opponents	6	47	7.8	26	0

PUNTING	NO	YDS	AVG	TBIN20	LG	BL	NET
Jett	56	2,342	41.8	3	22	59	0 37.7
COWBOYS	56	2,342	41.8	3	22	59	0 37.7
Opp.	78	3,219	41.3	6	21	60	0 34.8

PUNT RETURNS	NO	FC	YDS	AVG	LG	TD
K. Williams	36	14	381	10.6	64t	2
Washington	1	0	0	0.0	0	0
COWBOYS	37	14	381	10.3	64t	2
Opponents	32	12	169	5.3	20	0

KICKOFF RETURNS	NO	YDS	AVG	LG	TD
K. Williams	31	689	22.2	49	0
K. Smith	1	33	33.0	33	0
Irvin	1	18	18.0	18	0
R. Jones	1	12	12.0	12	0
Hennings	1	7	7.0	7	0
Vanderbeek	1	-1	-1.0	-1	0
Novacek	0	0	0.0	0	0
COWBOYS	36	758	21.1	49	0
Opponents	66	1,225	18.6	95t	1

PASSING	ATT	COMP	YDS	PCT	AVG	ATT	PCT	PCT	PCT	LG	SKS/YDS	RATING
Aikman	392	271	3,100	69.1	7.91	15	3.8	6	1.5	80t	26/153	99.0
Kosar	63	36	410	57.1	6.51	3	4.8	0	0.0	86	2/4	92.7
J. Garrett	19	9	61	47.4	3.21	0	0.0	0	0.0	16	1/6	54.9
Harper	1	1	46	100.0	46.00	0	0.0	0	0.0	46	0/0	118.8
COWBOYS	475	317	3,617	66.7	7.61	18	3.8	6	1.3	86	29/163	96.8
Opponents	555	334	3,347	60.2	6.03	14	2.5	14	2.5	70t	34/231	75.3

SCORE BY QUARTERS	1	2	3	4	OT	T
COWBOYS	76	124	86	87	3	376
Opponents	43	46	79	61	0	229

FIELD GOALS	11-19	20-29	30-39	40-49	50+
Murray	4-4	4-4	9-12	8-8	3-5
Elliott	0-0	1-1	0-1	1-2	0-0
COWBOYS	4-4	5-5	9-13	1-2	3-5
Opponents	3-3	11-11	5-6	3-7	0-0

Murray: (1,1), (23,50M), (33,19,19,50,48), (30,32), (48,39,29,35M,18), (35,23,40), (34,54M), (44,43), (-), (-), (32M), (23,19,47), (51,52,46), (1,39M,38), (32,38,41).

Elliott: (22), (49M,43,30M) Opponents: (32M), (48,35), (20), (42M), (27), (25), (33), (21,45,29), (19,47), (26,24), (44M), (20,31,41B,19), (25,44M), (19,21,1), (32), (29,31).

SCORING	TDR	TD	TDR1	FG	PAT	S	TP
Murray	0	0	0	28/33	38/38	0	122
E. Smith	9	1	0	0/0	0/0	0	60
Irvin	0	7	0	0/0	0/0	0	42
K. Williams	2	2	2a	0/0	0/0	0	36
Harper	0	5	0	0/0	0/0	0	30
Johnston	3	1	0	0/0	0/0	0	24
Lassic	3	0	0	0/0	0/0	0	18
Coleman	0	2	0	0/0	0/0	0	12
Novacek	1	1	0	0/0	0/0	0	12
Elliott	0	0	0	2/4	2/3	0	8
Galbraith	0	1	0	0/0	0/0	0	6
K. Smith	0	0	1b	0/0	0/0	0	6
COWBOYS	20	18	3	30/37	40/41	0	376
Opponents	7	14	2*	22/27	23/23	1*	229

a 64 yd. punt return, vs. Miami (11/25)
 b 32 yd. interception return, vs. Washington (11/26)
 * 95 yd kickoff ret., R Brooks vs. G.Bay (10/3)
 # Kosar intentional grounding in end zone vs. Phoenix (11/14)

USUAL STARTERS

WR Alvin Harper	LE Tony Tolbert
LT Mark Tuinei	LT Tony Casillas
LG Nate Newton	RT Russell Maryland (12)
C Mark Stepnoski (13)	Leon Lett (4)
Frank Cornish (3)	RE James Haley (11)
RG Kevin Gogan	Jim Jeffcoat (3)
RT Eric Williams	LLB Dixon Edwards
TE Jay Novacek	MLB Ken Norton (13)
WR Michael Irvin	Robert Jones (3)
DB Troy Aikman	RLB Darrin Smith (12)
RB Emmitt Smith (13)	Ken Norton (3)
Derrick Lassic (3)	LCB Kevin Smith
FB Daryl Johnson	RCB Larry Brown
K Eddie Murray	SS Darren Woodson
	FS Thomas Everett
	P John Jett

Pro Bowlers in Bold

1994 ★ DALLAS COWBOYS STATISTICS ★ 1994

FIRST PLACE, NFC EAST HEAD COACH: BARRY SWITZER

PRESEASON (2-3)			
Date	W/L	Score	Opponent
7/31	W	17-9	MINNESOTA
8/7	L	19-27	L.A. RAIDERS
8/15	L	0-6	Hous. @ Mex. City
8/21	W	34-10	DENVER
8/25	L	10-28	@ New Orleans

REGULAR SEASON (12-4)			
Date	W/L	Score	Opponent
9/4	W	26-9	@ Pittsburgh
9/11	W	20-17	HOUSTON
9/19	L	17-20	DETROIT (OT)
9/25			- Bye -
10/2	W	34-7	@ Washington
10/9	W	38-3	ARIZONA
10/16	W	24-13	PHILADELPHIA
10/23	W	28-21	@ Arizona
10/30	W	23-20	@ Cincinnati
11/7	W	38-10	N.Y. GIANTS
11/13	L	14-21	@ San Francisco
11/20	W	31-7	WASHINGTON
11/24	W	42-31	GREEN BAY
12/4	W	31-19	@ Philadelphia
12/10	L	14-19	CLEVELAND
12/19	W	24-16	@ New Orleans
12/24	L	10-15	@ N.Y. Giants

1994 DIVISIONAL PLAYOFF			
1/8/95	W	35-9	GREEN BAY

1994 NFC CHAMPIONSHIP GAME			
1/15/95	L	28-38	@ San Francisco

TEAM STATISTICS	DALLAS	OPP
FIRST DOWNS	322	273
Rushing	136	86
Passing	160	157
Penalty	26	30
Third Down-Made/Att	93/209	91/229
Third Down Efficiency	44.5	39.7
Fourth Down-Made/Att	6/7	8/17
TOTAL NET YARDS	5,321	4,313
Avg. Per Game	332.6	269.6
Total Plays	1,018	1,006
Avg. Per Play	5.2	4.3
NET YARDS RUSHING	1,933	1,561
Avg. Per Game	122.1	97.6
Total Rushes	550	437
Avg. Per Rush	3.6	3.6
NET YARDS PASSING	3,368	2,752
Avg. Per Game	210.5	172.0
Sacks/Yards Lost	20/93	47/299
Gross Yards	3,461	3,051
Attempts/Completions	418/282	522/269
Pct. of Completions	62.9	51.5
Had Intercepted	14	22
PUNTS/AVERAGE	70/41.9	84/43.3
Net Punting Average	35.4	36.8
PUNT RET./AVG.	44/9.2	36/10.5
KICKOFF RET./AVG.	50/27.5	82/20.8
INT./AVG. RET.	22/13.5	14/12.9
PENALTIES/YARDS	100/895	102/826
FUMBLES/BALL LOST	22/10	15/9
TOUCHDOWNS	50	27
Rushing	26	8
Passing	19	19
Returns	5	0
EXTRA POINT/ATTEMPTS	48/50	24/27
Kicking Made-Attempts	48/48	24/24
Passing Made-Attempts	0/0	0/2
Rushing Made-Attempts	0/2	0/1
FIELD GOALS/ATTEMPTS	22/29	20/25
AVG. TIME OF POSSESSION	31:35	28:25

RUSHING	ATT	YDS	AVG	LG	TD
E. Smith	368	1,484	4.0	46	21
Coleman	64	180	2.8	13	1
Johnston	40	138	3.5	9	2
B. Thomas	24	70	2.9	11	1
Aikman	30	62	2.1	13	1
K. Williams	6	20	3.3	8	0
Agee	5	4	0.8	3	0
Wilson	1	-1	-1.0	-1	0
Garrett	3	-2	-0.7	0	0
Peele	9	-2	-0.2	2	0

COWBOYS	550	1,953	3.6	46	26
Opponents	437	1,561	3.6	40	8

RECEIVING	NO	YDS	AVG	LG	TD
Irvin	79	1,241	15.7	65	6
E. Smith	50	341	6.8	68	1
Novacek	47	475	10.1	27	2
Johnston	44	325	7.4	24	2
Harper	33	821	24.9	90	8
K. Williams	13	181	13.9	29	0
Coleman	8	46	5.8	14	0
Galbraith	4	31	7.8	15	0
B. Thomas	2	1	0.5	5	0
Agee	1	2	2.0	2	0
Kennard	1	-3	-3.0	-3	0

COWBOYS	282	3,461	12.3	90	19
Opponents	269	3,051	11.3	67	19

INTERCEPTIONS	NO	YDS	AVG	LG	TD
Woodson	5	140	28.0	94	1
Washington	5	43	8.6	25	0
Brown	4	21	5.3	14	0
D. Smith	2	13	6.5	13	1
K. Smith	2	11	5.5	11	0
Tolbert	1	54	54.0	54	1
Marion	1	11	11.0	11	0
Haley	1	1	1.0	1	0
Garrett	1	0	0.0	0	0
Holmes	0	3	3.0	3	0

COWBOYS	22	297	13.5	94	3
Opponents	14	180	12.9	56	0

PUNTING	NO	YDS	AVG	TB	IN20	LG	BL	NET
Jett	70	2,935	41.9	4	26	58	0	35.4
COWBOYS	70	2,935	41.9	4	26	58	0	35.4
Opp.	84	3,637	43.3	7	31	80	0	36.8

PUNT RETURNS	NO	FC	YDS	AVG	LG	TD
K. Williams	39	13	349	8.9	83	1
Holmes	5	1	55	11.0	19	0

KICKOFF RETURNS	NO	YDS	AVG	LG	TD
K. Williams	43	1,148	26.7	87	1
Holmes	4	89	22.3	32	0
Marion	2	39	19.5	21	0
R. Jones	1	8	8.0	8	0

COWBOYS	50	1,284	25.7	87	1
Opponents	82	1,709	20.8	67	0

SCORE BY QUARTERS	1	2	3	4	OT	T
COWBOYS	100	122	104	88	0	414
Opponents	34	93	46	72	3	248

FIELD GOALS 11-19	20-29	30-39	40-49	50+	
Boniol	3-3	3-4	10-12	6-9	0-1
COWBOYS	3-3	3-4	10-12	6-9	0-1
Opponents	1-1	6-6	8-8	5-6	0-4

Boniol: (40,31,21,32),(45,29),(19),(28,47),(41M,19),(37),(43B),(38M,37,43,38),(45),(43M),(32,51M),(41,37,35),(19),(1),(30,20B),(37,37M)
Opponents: (41),(41),(32,51M,57B,51B,44),(1),(42),(1),(1),(22,33),(23),(1),(53M),(29),(22,19),(34,32,43,32),(40M,21,32,29),(38,30)

SCORING	TDR	TDP	TDR1	FG	PAT	S	TP
E. Smith	21	1	0	0/0	0/0	0	132
Boniol	0	0	0	22/29	48/48	0	114
Harper	0	0	0	0/0	0/0	0	48
Irvin	0	6	0	0/0	0/0	0	36
Johnston	2	2	0	0/0	0/0	0	24
Novacek	0	2	0	0/0	0/0	0	12
K. Williams	0	0	2a	0/0	0/0	0	12
Aikman	1	0	0	0/0	0/0	0	6
Coleman	1	0	0	0/0	0/0	0	6
D. Smith	0	0	1b	0/0	0/0	0	6
B. Thomas	1	0	0	0/0	0/0	0	6
Tolbert	0	0	1c	0/0	0/0	0	6
Woodson	0	0	1d	0/0	0/0	0	6

COWBOYS 26 19 5 22/29 48/48 0 414
Opponents 8 19 0 20/25 24/24 1* 248

2-Pt Conversions: Team 0-2, Opponents 0-3

a 87 yd. kickoff return vs. Arizona (10/9)
83 yd. punt return vs. Washington (11/20)
b 13 yd. interception return @ New Orleans (12/19)
c 54 yd. interception return @ New Orleans (12/19)
d 94 yd. interception return @ Philadelphia (12/4)
* R Peele fumble out of end zone, @ NY Giants (12/24)

USUAL STARTERS

WR Alvin Harper	LE Tony Tolbert
LT Mark Tuinei	LT Russell Maryland
LG Nate Newton	RT Leon Lett
C Mark Stepanski	RE Charles Haley
RG Derrick Kennard	LLB Dixon Edwards
RT Larry Allen (9)	MLB Robert Jones
TE Eric Williams (7)	RLB Darin Smith
RB Jay Novacek	LCB Kevin Smith
WR Michael Irvin	RCB Larry Brown
QB Troy Aikman	SS Darren Woodson
RB Emmitt Smith	FS James Washington
FB Daryl Johnston	P John Jett
K Chris Boniol	

Pro Bowlers in Bold

1995 ★ DALLAS COWBOYS STATISTICS ★ 1995

FIRST PLACE, NFC EAST HEAD COACH: BARRY SWITZER

PRESEASON (2-3)				
Date	W/L	Score	Opponent	Att.
7/29	W	21-15	BUFFALO	62,752
8/5	L	14-27	OAKLAND	62,031
8/12	L	7-9	Buffalo @ Toronto	55,799
8/21	L	17-20	@ Denver	72,451
8/26	W	10-0	Houston @ San Ant.	52,512

REGULAR SEASON (12-4)				
Date	W/L	Score	Opponent	Att.
9/4	W	35-0	@ N.Y. Giants	77,454
9/10	W	31-21	DENVER	64,578
9/17	W	23-17	@ Minnesota (OT)	60,088
9/24	W	34-20	ARIZONA	64,560
10/1	L	23-27	@ Washington	55,489
10/8	W	34-24	GREEN BAY	64,806
10/15	W	23-9	@ San Diego	62,664
10/22			- Bye -	
10/29	W	28-13	@ Atlanta	70,089
11/6	W	34-12	PHILADELPHIA	64,876
11/12	L	20-38	SAN FRANCISCO	65,180
11/19	W	34-21	@ Oakland	54,092
11/23	W	24-12	KANSAS CITY	64,901
12/3	L	17-24	WASHINGTON	64,866
12/10	L	17-20	@ Philadelphia	66,198
12/17	W	21-20	N.Y. GIANTS	64,400
12/25	W	37-13	@ Arizona	72,394

1995 DIVISIONAL PLAYOFF	
1/7/96	W 30-11 PHILADELPHIA 64,372

1995 NFC CHAMPIONSHIP GAME	
1/14/96	W 38-27 GREEN BAY 65,135

SUPER BOWL XXX (Phoenix)		
1/28/96	W 27-17 Pittsburgh	76,347

TEAM STATISTICS	DALLAS	OPP
FIRST DOWNS	364	303
Rushing	141	113
Passing	195	165
Penalty	28	25
Third Down-Made/Att.	83/186	97/216
Third Down Efficiency	44.6	44.9
Fourth Down-Made/Att.	8/13	8/19
TOTAL NET YARDS	5,824	5,044
Avg. Per Game	364.0	315.3
Total Plays	1,007	1,001
Avg. Per Play	5.8	5.0
NET YARDS RUSHING	2,201	1,772
Avg. Per Game	137.6	110.8
Total Rushes	495	442
Avg. Per Rush	4.4	4.0
NET YARDS PASSING	3,623	3,272
Avg. Per Game	226.4	204.5
Sacked/Yards Lost	18/118	36/219
Gross Yards	3,741	3,491
Attempts/Completions	494/322	523/293
Pct. of Completions	65.2	56.0
Had Intercepted	10	19
PUNTS/AVERAGE	55/40.8	65/42.7
Net Punting Average	34.7	37.8
PUNT RET./AVG.	23/11.1	22/9.8
KICKOFF RET./AVG.	58/22.0	85/19.5
INT./AVG. RET.	19/13.7	10/15.5
PENALTIES/YARDS	90/695	112/913
FUMBLES/BALL LOST	24/13	16/6
TOUCHDOWNS	51	32
Rushing	29	13
Passing	18	17
Returns	4	2
EXTRA POINT/ATTEMPTS	47/50	30/32
Kicking Made-Attempts	46/48	29/29
Passing Made-Attempts	1/2	1/3
Rushing Made-Attempts	0/0	0/0
FIELD GOALS/ATTEMPTS	27/28	22/27
AVG. TIME OF POSSESSION	31:15	28:45

RUSHING	ATT	YDS	AVG	LG	TD
E. Smith	377	1,773	4.7	60t	25
S. Williams	48	205	4.3	44t	1
Johnston	25	111	4.4	18	2
K. Williams	10	53	5.3	14	0
Aikman	21	32	1.5	12	1
Wilson	10	12	1.2	11	0
Sanders	2	9	4.5	8	0
Lang	1	7	7.0	7	0
Garrett	1	-1	1.0	-1	0

RECEIVING	NO	YDS	AVG	LG	TD
Irvin	111	1,603	14.4	50	10
Novacek	62	705	11.4	33t	5
E. Smith	62	375	6.0	40	0
K. Williams	38	613	16.1	48t	2
Johnston	30	248	8.3	24	1
Bjornson	7	53	7.6	16	0
Fleming	6	83	13.8	16	0
S. Williams	3	28	9.3	24	0
Sanders	2	25	12.5	19	0
Watkins	1	8	8.0	8	0

COWBOYS	322	3,741	11.6	50	18
Opponents	293	3,491	11.9	81t	17

INTERCEPTIONS	NO	YDS	AVG	LG	TD
Brown	6	124	20.7	65t	2
Marion	6	40	6.7	32t	1
Woodson	2	46	23.0	37t	1
Sanders	2	34	17.0	34	0
Myles	1	15	15.0	15	0
Brice	1	2	2.0	2	0
Holmes	1	0	0.0	0	0

COWBOYS	19	261	13.7 <th>65t <th>4</th> </th>	65t <th>4</th>	4
Opponents	10	155	15.5	48t	1

PUNTING	NO	YDS	AVG	TBIN20	LG	BL	NET
Jett	53	2,166	40.9	6	17	58	0 34.5
Boniol	2	77	38.5	0	2	56	0 38.5
COWBOYS	55	2,243	40.8	6	19	58	0 34.7
Opp.	65	2,775	42.7	3	22	60	0 37.8

PUNT RETURNS	NO	FC	YDS	AVG	LG	TD
K. Williams	18	15	166	9.2	30	0
Holmes	4	1	35	8.8	13	0
Sanders	1	1	54	54.0	43	0
COWBOYS	23	17	255	11.1	43	0
Opponents	22	10	216	9.8	21	0

KICKOFF RETURNS	NO	YDS	AVG	LG	TD
K. Williams	49	1,108	22.6	43	0
Holmes	5	134	26.8	46	0
Marion	1	16	16.0	16	0
Sanders	1	15	15.0	15	0
Schwartz	1	9	9.0	9	0
Watkins	1	-6	-6.0	-6	0
COWBOYS	58	1,276	22.0	46	0
Opponents	85	1,661	19.5	59	0

PASSING	ATT	COMP	YDS	PCT	AVG	TD	PCT	INT	PCT	INT	LG	SKS/YDS	RATING
Aikman	432	280	3,304	64.8	7.65	16	3.7	7	1.6	50	14/89	93.6	
Wilson	57	38	391	66.7	6.86	1	1.8	3	5.3	38	4/29	70.1	
Garrett	5	4	46	80.0	9.20	1	20.0	0	0.0	24	0/0	144.6	
COWBOYS	494	322	3,741	65.2	7.57	18	3.6	10	2.0	50	18/118	91.7	
Opponents	523	293	3,491	56.0	6.67	17	3.3	19	3.6	81t	36/219	72.3	

SCORE BY QUARTERS	1	2	3	4	OT	T
COWBOYS	102	133	83	111	6	435
Opponents	38	104	78	71	0	291

FIELD GOALS	11-19	20-29	30-39	40-49	50+
Boniol	0-0	11-12	13-13	3-3	0-0
COWBOYS	0-0	11-12	13-13	3-3	0-0
Opponents	1-1	7-7	7-8	7-10	0-1

Boniol:	(1), (45), (39,20M), (25,30), (32,34,23), (24, 35), (30), (1), (42,37), (26,37), (26,38), (20), (37), (21), (27,32,48,5M), (39,23,24), (37), (21), (27,32,48,5M), (54M,31,19), (38, 46), (42), (1), (21,40), (36,37), (26), (31M), (34,37), (47), (42,27,38,42), (40M,20, 27), (21,23)
---------	--

SCORING	TDR	TD	TD	TD	2Pt	FG	PAT	S	TP
E. Smith	25	0	0	0	0/0	0/0	0/0	0	150
Boniol	0	0	0	0	0	27/28	46/48	0	127
Irvin	0	10	0	0	0/0	0/0	0/0	0	60
Novacek	0	5	0	1	0/0	0/0	0/0	0	32
Johnston	2	1	0	0	0/0	0/0	0/0	0	18
Brown	0	0	2a	0	0/0	0/0	0/0	0	12
K. Williams	0	2	0	0	0/0	0/0	0/0	0	12
Aikman	1	0	0	0	0/0	0/0	0/0	0	6
Marion	0	0	1b	0	0/0	0/0	0/0	0	6
S. Williams	1	0	0	0	0/0	0/0	0/0	0	6
Woodson	0	0	1c	0	0/0	0/0	0/0	0	6
COWBOYS	29	18	4	1	27/28	46/48	0	435	
Opponents	13	17	2*	1	22/27	29/29	1	291	

2-Pt Conversions: Team 1-2, Opponents 1-3

- a 20 yd. interception return vs Philadelphia (11/6)
- b 65 yd. interception return @ Philadelphia (12/10)
- b 32 yd. interception return @ Arizona (1/25)
- c 37yd. interception return-Washington(10/1)
- * Hanks 38 yd. fumble return vs San Francisco (11/12)
- A. Williams 48 yd. int. return @ Arizona (12/25)
- + Aikman sacked in end zone @ San Diego (10/15)

USUAL STARTERS

WR Kevin Williams	LE Tony Tolbert
LT Mark Tuinei	LT Russell Maryland
LG Nate Newton	RT Leon Lett (10)
C Ray Donaldson (12)	Chad Hennings (6)
Derrek Kennard (4)	RE Charles Haley (11)
RG Larry Allen	Shante Carver (3)
RT Erik Williams	LLB Dixon Edwards
TE Jay Novacek	MLB Robert Jones (12)
WR Michael Irvin	Godfrey Myles (4)
QB Troy Aikman	RLB Darrin Smith (9)
RB Ermit Smith	Godfrey Myles (7)
FB Daryl Johnston	LCB Deion Sanders (9)
K Chris Boniol	Clayton Holmes (6)
	RCB Larry Brown
	SS Darren Woodson
	FS Brock Marion
	P John Jett

Pro Bowlers in Bold

STAFF PLAYERS 2010 SEASON RECORDS 1995 PLAYOFF RECORDS STATISTICS SIDELINES

1996 ★ DALLAS COWBOYS STATISTICS ★ 1996

STAFF

PLAYERS

2010 SEASON

RECORDS

PLAYOFF RECORDS

STATISTICS

SIDELINES

FIRST PLACE, NFC EAST			
HEAD COACH: BARRY SWITZER			
PRESEASON (2-3)			
Date	W/L	Score	Opponent
7/27	W	35-34	OAKLAND
8/5	L	6-32	Kan. City @ Mont.
8/12	L	7-31	NEW ENGLAND
8/17	L	3-20	DENVER
8/24	W	24-19	Houston @ Orlando
REGULAR SEASON (10-6)			
Date	W/L	Score	Opponent
9/2	L	6-22	@ Chicago
9/8	W	27-0	N.Y. GIANTS
9/15	L	24-25	INDIANAPOLIS
9/22	L	7-10	@ Buffalo
9/30	W	23-19	@ Philadelphia
10/6			- Bye -
10/13	W	17-3	ARIZONA
10/20	W	32-28	ATLANTA
10/27	W	29-10	@ Miami
11/3	L	21-31	PHILADELPHIA
11/10	W	20-17	@ San Fran. (OT)
11/18	W	21-6	GREEN BAY
11/24	L	6-20	@ N.Y. Giants
11/28	W	21-10	WASHINGTON
12/8	W	10-6	@ Arizona
12/15	W	12-6	NEW ENGLAND
12/22	L	10-37	@ Washington
1996 NFC WILD CARD GAME			
12/28	W	40-15	MINNESOTA
1996 DIVISIONAL PLAYOFF			
1/5/97	L	17-26	@ Carolina

TEAM STATISTICS	DALLAS	OPP
FIRST DOWNS	286	260
Rushing	105	89
Passing	163	144
Penalty	18	27
Third Down-Made/Att.	89/213	73/212
Third Down Efficiency	41.8	34.4
Fourth Down-Made/Att.	4/8	12/20
TOTAL NET YARDS	4,763	4,382
Avg. Per Game	297.7	273.9
Total Plays	981	958
Avg. Per Play	4.9	4.6
NET YARDS RUSHING	1,641	1,576
Avg. Per Game	102.6	96.5
Total Rushes	475	437
Avg. Per Rush	3.5	3.6
NET YARDS PASSING	3,122	2,806
Avg. Per Game	195.1	175.4
Sacked/Yards Lost	19/127	37/219
Gross Yards	3,249	3,025
Attempts/Completions	487/307	484/271
Pct. of Completions	63.0	56.0
Had Intercepted	14	19
PUNTS/AVERAGE	74/42.6	75/46.1
Net Punting Average	36.8	39.5
PUNT RET./AVG.	44/9.0	32/7.8
KICKOFF RET./AVG.	53/25.3	70/20.4
INT./AVG. RET.	19/8.8	14/17.9
PENALTIES/YARDS	103/832	94/717
FUMBLES/BALL LOST	24/15	26/14
TOUCHDOWNS	27	24
Rushing	14	10
Passing	12	10
Returns	1	4
EXTRA POINT/ATTEMPTS	26/27	20/24
Kicking Made-Attempts	24/25	20/20
Passing Made-Attempts	2/2	0/3
Rushing Made-Attempts	0/0	0/1
FIELD GOALS/ATTEMPTS	32/36	28/32
AVG TIME OF POSS.	30:53	29:07

RUSHING	ATT	YDS	AVG	LG	TD		
E. Smith	327	1,204	3.7	42	12		
Sh. Williams	69	269	3.9	27	0		
Walker	10	83	8.3	39	1		
Johnston	22	48	2.2	7	0		
Aikman	35	42	1.2	10	1		
K. Williams	4	11	2.8	9	0		
Wilson	4	5	1.3	8	0		
Sanders	3	2	0.7	3	0		
Jett	1	-23	-23.0	-23	0		
COWBOYS	475	1,641	3.5	42	14		
Opponents	437	1,576	3.6	37	10		
RECEIVING	NO	YDS	AVG	LG	TD		
Irvin	64	962	15.0	61	2		
Bjornson	48	388	8.1	25	3		
E. Smith	47	249	5.3	21	3		
Johnston	43	278	6.5	23	1		
Sanders	36	475	13.2	41	1		
K. Williams	27	323	12.0	31	1		
Martin	25	380	15.2	60	1		
Walker	7	89	12.7	24	0		
Sh. Williams	5	41	8.2	13	0		
Armstrong	2	10	5.0	6	0		
St. Williams	1	32	32.0	32	0		
Mitchell	1	17	17.0	17	0		
Ware	1	5	5.0	5	0		
COWBOYS	307	3,249	10.6	61	12		
Opponents	271	3,025	11.2	52	10		
INTERCEPTIONS	NO	YDS	AVG	LG	TD		
K. Smith	5	45	9.0	24	0		
Woodson	5	43	8.6	21	0		
Teague	4	47	11.8	22	0		
Harper	2	30	15.0	15	0		
Sanders	2	3	1.5	2	0		
Strickland	1	0	0.0	0	0		
COWBOYS	19	168	8.8	24	0		
Opponents	14	250	17.9	104	1		
PUNTING	NO	YDS	AVG	TBIN20	LG	BL	NET
Jett	74	3,150	42.6	9	22	60	0 36.8
COWBOYS	74	3,150	42.6	9	22	60	0 36.8
Opp.	75	3,459	46.1	5	23	67	0 39.5
PUNT RETURNS	NO	FC	YDS	AVG	LG	TD	
Martin	41	10	373	9.1	22	0	
K. Williams	2	0	17	8.5	9	0	
Sanders	1	1	4	4.0	4	0	
COWBOYS	44	11	394	9.0	22	0	
Opponents	32	23	249	7.8	52	0	
KICKOFF RETURNS	NO	YDS	AVG	LG	TD		
Walker	27	779	28.9	89	0		
K. Williams	21	471	22.4	39	0		
Marion	3	68	22.7	37	0		
C. Williams	2	21	10.5	21	0		
COWBOYS	53	1,339	25.3	89	0		
Opponents	70	1,431	20.4	50	0		

SCORE BY QUARTERS												
	1	2	3	4	OT	T						
COWBOYS	60	85	57	81	3	286						
Opponents	52	80	51	67	0	250						
FIELD GOALS												
	11-19	20-29	30-39	40-49	50+							
Boniol	1-1	13-13	12-13	5-7	1-2							
COWBOYS	1-1	13-13	12-13	5-7	1-2							
Opponents	1-1	10-11	8-10	7-8	2-2							
SCORING												
	TDR	TDR	2PT	FG	PAT	S	TP					
Boniol	0	0	0	32/36/24/25	0	120	0					
E. Smith	12	3	0	0/0	0/0	90	0					
Bjornson	0	3	0	0	0/0	20	0					
Irvin	0	2	0	0	0/0	14	0					
Sanders	0	1	1a	0	0/0	12	0					
Aikman	1	0	0	0	0/0	6	0					
Johnston	0	1	0	0	0/0	6	0					
Martin	0	1	0	0	0/0	6	0					
Walker	1	0	0	0	0/0	6	0					
K. Williams	0	1	0	0	0/0	6	0					
COWBOYS	14	12	1	0	32/36/24/25	0 286						
Opponents	10	10	4*	0	28/32/20/20	1+250						
* 2-pt Conversions: Cowboys 2-2 Opponents 0-4												
+ 22 yard fumble return vs. Indianapolis (9/15)												
* Cox fumble recovery in end zone @ Chicago (9/2)												
Hall 32 yard interception return @ Philadelphia (9/30)												
Vincent 90 yard interception return vs. Philadelphia (11/3)												
Wooten 54 yard fumble return @ N.Y. Giants (11/24)												
+ Jett runs out of end zone for safety @ Philadelphia (9/30)												
USUAL STARTERS												
WR Kevin Williams (9)	LE Tony Tolbert											
Deion Sanders (3)	LT Chad Hennings											
LT Mark Tuinei	RT Leon Lett											
LG Nate Newton	RE Shante Carver (7)											
C Ray Donaldson	Charles Haley (5)											
RG Larry Allen	Harvin McCormack (3)											
RT Erik Williams	LLB Broderick Thomas (8)											
TE Eric Bjornson (10)	Randall Godfrey (6)											
Tyji Armstrong (5)	MLB Fred Strickland											
WR Michael Irvin (11)	RLB Darrin Smith											
Deion Sanders (5)	LCB Kevin Smith											
QB Troy Aikman	RCB Deion Sanders											
RB Emmitt Smith	SS Darren Woodson											
FB Daryl Johnston	FS Brock Marion (10)											
K Chris Boniol	George Teague (6)											
	P John Jett											
<i>Pro Bowlers in Bold</i>												
PASSING	ATT	COMP	YDS	PCT	ATT	TD	TD	INT	INT	LG	SKS/YDS	RATING
Aikman	465	296	3,126	63.7	6.72	12	2.6	13	2.8	61	18/120	80.1
Wilson	18	8	79	44.4	4.39	0	0.0	1	5.6	20	1/7	34.3
Garrett	3	3	44	100.0	14.67	0	0.0	0.0	0.0	32	0/0	118.8
Sh. Williams	1	0	0	0.0	0.00	0	0.0	0.0	0.0	0	0/0	39.6
COWBOYS	487	307	3,249	63.0	6.67	12	2.5	14	2.9	61	19/127	78.6
Opponents	484	271	3,025	56.0	6.25	10	2.1	19	3.9	52	37/219	65.3

1998 ★ DALLAS COWBOYS STATISTICS ★ 1998

FIRST PLACE, NFC EAST HEAD COACH: CHAN GALEY

PRESEASON (0-5)

Date	W/L	Score	Opponent	Att.
8/1	L	19-20	SEATTLE	59,357
8/8	L	3-16	OAKLAND	61,048
8/17	L	3-21	N.E. @ Mex. City	106,424
8/22	L	14-22	@ St. Louis	56,461
8/27	L	20-42	@ Jacksonville	71,526

REGULAR SEASON (10-6)

9/6	W	38-10	ARIZONA	63,602
9/13	L	23-42	@ Denver	75,013
9/21	W	31-7	@ N.Y. Giants	78,039
9/27	L	12-13	OAKLAND	63,544
10/4	W	31-10	@ Washington	72,284
10/11	W	27-20	CAROLINA	64,181
10/18	L	12-13	@ Chicago	59,201
10/25			- Bye -	
11/2	W	34-0	@ Philadelphia	67,002
11/8	W	16-6	N.Y. GIANTS	64,316
11/15	W	35-28	@ Arizona	69,923
11/22	W	30-22	SEATTLE	64,142
11/26	L	36-46	MINNESOTA	64,366
12/6	L	3-22	@ New Orleans	65,065
12/13	L	17-20	@ Kansas City	77,697
12/20	W	13-9	PHILADELPHIA	62,722
12/27	W	23-7	WASHINGTON	63,565

1998 NFC WILD CARD GAME

1/2/99	L	7-20	ARIZONA	62,969
--------	---	------	---------	--------

TEAM STATISTICS

	DALLAS	OPP
FIRST DOWNS	308	276
Rushing	125	84
Passing	154	162
Penalty	29	30
Third Down-Made/Att.	76/206	71/210
Third Down Efficiency	36.9	33.8
Fourth Down-Made/Att.	8/12	5/20
TOTAL NET YARDS	5,450	5,164
Avg. Per Game	340.6	322.8
Total Plays	992	988
Avg. Per Play	5.5	5.2
NET YARDS RUSHING	2,014	1,619
Avg. Per Game	125.9	101.2
Total Rushes	499	401
Avg. Per Rush	4.0	4.0
NET YARDS PASSING	3,436	3,545
Avg. Per Game	214.8	221.6
Sacked/Yards Lost	19/110	34/222
Gross Yards	3,546	3,767
Attempts/Completions	474/279	553/290
Pct. of Completions	58.9	52.4
Had Intercepted	8	14
PUNTS/AVERAGE	78/42.8	85/44.4
Net Punting Average	36.1	35.0
PUNT RET./AVG.	39/12.6	34/6.2
KICKOFF RET./AVG.	51/23.4	69/18.5
INT./AVG. RET.	14/17.9	8/15.1
PENALTIES/YARDS	128/1,108	120/917
FUMBLES/BALL LOST	18/7	23/12
TOUCHDOWNS	42	32
Rushing	21	10
Passing	17	21
Returns	4	1
EXTRA POINT/ATTEMPTS	40/42	31/32
Kicking Made-Attempts	40/40	29/30
Punting Made-Attempts	0/2	1/1
Rushing Made-Attempts	0/0	1/1
FIELD GOALS/ATTEMPTS	29/35	16/19
AVG TIME OF POSS.	31:50	28:10

RUSHING	ATT	YDS	AVG	LG	TD	PUNT RETURNS	NO	FC	YDS	AVG	LG	TD
E. Smith	319	1,332	4.2	32	13	Sanders	24	8	375	15.6	69	2
Warren	59	291	4.9	49	4	Hughes	10	3	93	9.3	35	0
S. Williams	64	220	3.4	24	1	Warren	2	1	11	5.5	6	0
Aikman	22	69	3.1	23	2	Mathis	2	1	3	1.5	5	0
Gowin	1	33	33.0	33	0	K. Smith	1	0	11	11.0	11	0
Johnston	8	17	2.1	6	0	COWBOYS	39	13	493	12.6	69	2
B. Davis	4	15	3.8	8	0	Opponents	34	13	210	6.2	18	0
Garrett	11	14	1.3	5	0							
Ogden	1	12	12.0	12	0							
Mills	3	9	3.0	5	0							
Bjornson	1	7	7.0	7	1							
Irvin	1	1	1.0	1	0							
Quinn	5	-6	-1.2	-1	0							

COWBOYS	499	2,014	4.0	49	21							
Opponents	401	1,619	4.0	63	10							

RECEIVING	NO	YDS	AVG	LG	TD	KICKOFF RETURNS	NO	YDS	AVG	LG	TD
Irvin	74	1,057	14.3	51	1	Mathis	25	621	24.8	42	0
B. Davis	39	691	17.7	80	3	Hughes	11	274	24.9	36	0
Mills	28	479	17.1	43	4	Warren	5	90	18.0	23	0
E. Smith	27	175	6.5	24	2	S. Williams	4	103	25.8	40	0
LaFleur	20	176	8.8	24	2	Ogden	3	65	21.7	28	0
Jeffers	18	330	18.3	67	2	Sanders	1	16	16.0	16	0
Johnston	18	60	3.3	9	1	LaFleur	1	12	12.0	12	0
Bjornson	15	218	14.5	43	1	B. Davis	1	10	10.0	10	0
Warren	13	66	5.1	15	1	Opponents	51	1,191	23.4	42	0
S. Williams	11	104	9.5	30	0	Opponents	69	1,274	18.5	44	0
Ogden	8	63	7.9	12	0						
Sanders	7	100	14.3	55	0						
Clay	1	27	27.0	27	0						

COWBOYS	279	3,546	12.7	80	17						
Opponents	290	3,767	13.0	89	21						

INTERCEPTIONS	NO	YDS	AVG	LG	TD	SCORE BY QUARTERS	1	2	3	4	OT	T
Sanders	5	153	30.6	71	1	COWBOYS	72	124	80	105	-	381
K. Smith	2	31	15.5	22	0	Opponents	77	82	66	50	-	275
Mathis	2	0	0.0	0	0							
Wheaton	1	41	41.0	41	0							
Coakley	1	18	18.0	18	0							
Reese	1	6	6.0	6	0							
Woodson	1	1	1.0	1	0							
Godfrey	1	0	0.0	0	0							

COWBOYS	14	250	17.9	71	1							
Opponents	8	121	15.1	30	1							

PUNTING	NO	YDS	AVG	TB	M20	LG	BL	NET
Gowin	77	3,342	43.4	14	31	65	1	136.6
COWBOYS	78	3,342	42.8	14	31	65	1	136.6
Opp.	85	3,604	42.4	7	22	65	0	35.0

USUAL STARTERS

WR	Billy Davis	LE	Kavita Pittman
LT	Larry Allen	LT	Leon Lett
LG	Nate Newton	RT	Chad Hennings
C	Clay Shiver (9)	RE	Greg Ellis
	Michael Kieselak (7)	LLB	Randall Godfrey
RG	Flozell Adams (10)	MLB	Fred Strickland
	Everett McIver (6)	RLB	Dexter Coakley
RT	Erk Williams	LCB	Kevin Smith (12)
TE	David LaFleur		Kevin Mathis (4)
WR	Michael Irvin	RCB	Deon Sanders (11)
QB	Troy Aikman (11)		Charlie Williams (3)
	Jason Garrett (5)	SS	Daren Woodson
RB	Ermit Smith	FS	Omar Stoutmire (12)
FB	Daryl Johnson		George Teague (4)
K	Richie Cunningham	P	Toby Gowin

Pro Bowlers in Bold

FIELD GOALS	11-19	20-29	30-39	40-49	50+
Cunningham	1-1	9-9	8-11	10-11	1-3
COWBOYS	1-1	9-9	8-11	10-11	1-3
Opponents	0-0	6-6	5-5	3-6	2-2

Cunningham:	(25), (30,54,26), (40,38M), (40,37M), (42), (27,55M,38), (23,23), (33,25), (37,38M,40), (19), (1), (47,44,28), (30,46,47), (33), (32), (51M,42,41), (49M,34,23,26)
-------------	--

Opponents:	(22), (1), (1), (30,48M,38), (31), (1), (22,29), (1), (32,23), (40B), (1), (45), (53,53), (24,43), (21,48M,41,39), (1)
------------	--

SCORING	TDR	TOP	TDR1	2P1	FG	PAT	S	TP
Cunningham	0	0	0	0	29/35	40/40	0	127
E. Smith	13	2	0	0	0/0	0/0	0	90
Warren	4	1	0	0	0/0	0/0	0	30
Mills	0	4	0	0	0/0	0/0	0	24
B. Davis	0	3	0	0	0/0	0/0	0	18
Sanders	0	0	3a	0	0/0	0/0	0	18
Aikman	2	0	0	0	0/0	0/0	0	12
Bjornson	1	1	0	0	0/0	0/0	0	12
Jeffers	0	2	0	0	0/0	0/0	0	12
LaFleur	0	2	0	0	0/0	0/0	0	12
Wheaton	0	0	1b	0	0/0	0/0	1	8
Irvin	0	1	0	0	0/0	0/0	0	6
Johnston	0	1	0	0	0/0	0/0	0	6
S. Williams	1	0	0	0	0/0	0/0	0	6

COWBOYS	21	17	4	0	39/35	40/40	1	381
Opponents	10	21	1*	2	16/19	29/30	1	275

2-Pt Conversions:	Cowboys 0-2; Opponents 2-2
-------------------	----------------------------

a	59 yard punt return @ N.Y. Giants (9/21)
	71 yard interception return @ N.Y. Giants (9/21)
b	69 yard punt return @ Philadelphia (11/2)
	15 yard fumble return vs. Arizona (9/6)
	+ tackled Arquez in end zone vs. Oakland (9/27)

* Adams 25 yard interception return vs. Seattle (11/22)

Aikman intentional grounding in end zone @ New Orleans. (12/6)

	PASSING	ATT	COMP	YDS	PCT	ATT	TD	PCT	INT	PCT	INT	LG	SKS	YDS	RATING
Aikman	315	187	2,330	59.4	7.40	12	3.8	5	1.6	67	9/58	88.5			
Garrett	158	91	1,206	57.6	7.63	5	3.2	3	1.9	80	10/52	84.5			
Quinn	1	1	10	100.0	10.00	0	0.0	0	0.0	10	0/0	108.3			
COWBOYS	474	279	3,546	58.9	7.48	17	3.6	8	1.7	80	19/110	87.2			
Opponents	553	290	3,767	52.4	6.81	21	3.8	14	2.5	89	34/222	76.3			

2000 ★ DALLAS COWBOYS STATISTICS ★ 2000

STAFF

PLAYERS

2010 SEASON

RECORDS

PLAYOFF RECORDS

2000 STATISTICS

SIDELINES

FOURTH PLACE, NFC EAST HEAD COACH: DAVE CAMPO

PRESEASON (0-5)

Date	W/L	Score	Opponent	Att.
7/30	L	10-38	PITTSBURGH	56,391
8/5	L	9-20	Atlanta @ Tokyo	42,178
8/13	L	20-21	OAKLAND	56,878
8/19	L	23-36	@ Denver	76,632
8/24	L	17-24	ST. LOUIS	57,261
REGULAR SEASON (5-11)				
9/3	L	14-41	PHILADELPHIA	62,872
9/10	L	31-32	@ Arizona	66,009
9/18	W	27-21	@ Washington	84,431
9/24	L	24-41	SAN FRANCISCO	64,127
10/1	W	16-13	@ Carolina (OT)	73,310
- Bye -				
10/15	L	14-19	@ N.Y. Giants	78,189
10/22	W	48-7	ARIZONA	62,981
10/29	L	17-23	JACKS V.L. (OT)	63,554
11/5	L	13-16	@ Philadelphia (OT)	65,636
11/12	W	23-6	CINCINNATI	62,170
11/19	L	0-27	@ Baltimore	69,416
11/23	L	15-27	MINNESOTA	63,878
12/3	L	7-27	@ Tampa Bay	65,621
12/10	W	32-13	WASHINGTON	63,467
12/17	L	13-17	N.Y. GIANTS	61,311
12/25	L	0-31	@ Tennessee	68,498

TEAM STATISTICS

	DALLAS	OPP
FIRST DOWNS	276	309
Rushing	116	137
Passing	128	145
Penalty	32	27
Third Down-Made/Att.	70/195	84/208
Third Down Efficiency	35.9	40.4
Fourth Down-Made/Att.	10/18	8/18
TOTAL NET YARDS	4,475	5,329
Avg. Per Game	279.7	333.1
Total Plays	943	1,021
Avg. Per Play	4.7	5.2
NET YARDS RUSHING	1,953	2,636
Avg. Per Game	122.1	164.8
Total Rushes	463	538
Avg. Per Rush	4.2	4.9
NET YARDS PASSING	2,522	2,693
Avg. Per Game	157.6	168.3
Sacked/Yards Lost	35/249	26/189
Gross Yards	2,771	2,882
Att./Completions	445/255	458/277
Completion Pct.	57.3	60.5
Had Intercepted	21	16
PUNTS/AVERAGE	68/41.9	70/40.5
Net Punting Avg.	35.4	33.3
PENALTIES/YARDS	108/963	108/999
FUMBLES/BALL LOST	31/18	23/9
TOUCHDOWNS	31	41
Rushing	15	17
Passing	14	20
Returns	2	4
EXTRA POINT/ATTEMPTS	29/31	37/40
Kicking Made-Attempts	27/27	37/37
Passing Made-Attempts	2/3	0/1
Rushing Made-Attempts	0/1	0/2
FIELD GOALS/ATTEMPTS	25/33	26/31
AVG TIME OF POSS.	28:40	31:20

RUSHING	ATT	YDS	AVG	LG	TD
E. Smith	294	1,203	4.1	52	9
Warren	59	254	4.3	32t	2
Cunningham	23	89	3.9	19	1
Wiley	24	88	3.7	11	0
Ismail	8	73	9.1	37	0
Thomas	15	51	3.4	9	0
McGarity	6	49	8.2	22t	1
Tucker	4	42	10.5	17t	1
Wright	12	36	3.0	19	0
T. Hambrick	6	28	4.7	13	0
Coakley	1	26	26.0	26	0
Aikman	10	13	1.3	5	0
Seder	1	1	1.0	1t	1
COWBOYS	463	1,953	4.2	52	15
Opponents	538	2,636	4.9	70t	17

RECEIVING	NO	YDS	AVG	LG	TD
McKnight	52	926	17.8	48	2
Harris	39	306	7.8	21	5
Warren	31	302	9.7	76t	1
Ismail	25	350	14.0	44	1
McGarity	25	250	10.0	25	0
Thomas	23	117	5.1	14	2
Wiley	14	72	5.1	15t	1
Tucker	13	126	9.7	18	0
LaFleur	12	109	9.1	19	1
E. Smith	11	79	7.2	19	0
Galloway	4	62	15.5	22	1
Hodge	4	60	15.0	20	0
Brazzell	2	12	6.0	10	1
COWBOYS	255	2,771	10.9	76t	14
Opponents	277	2,882	10.4	68t	19

INTERCEPTIONS	NO	YDS	AVG	LG	TD
Sparks	5	59	11.8	43	0
Reese	2	60	30.0	46	0
Nguyen	2	31	15.5	24	0
Woodson	2	12	6.0	12	0
McNeil	2	4	2.0	4	0
Wortham	2	1	0.5	1	0
C. Williams	1	0	0.0	0	0
COWBOYS	16	167	10.4	46	0
Opponents	21	179	8.5	42	3

PUNTING NO	YDS	AVG	TBIN20	LG	BL	NET
Knorr	58	2,485	42.8	8	12	60
Cantrell	10	367	36.7	0	3	40
COWBOYS	68	2,852	41.9	8	15	60
Opp.	70	2,838	40.5	7	22	63

PUNT RETURNS NO	FC	YDS	AVG	LG	TD
McGarity	30	9	353	11.8	64t
Tucker	4	5	9	2.3	8
Galloway	1	0	2	2.0	2
COWBOYS	35	14	364	10.4	64t
Opponents	29	18	282	9.7	54

KICKOFF RETURNS NO	YDS	AVG	LG	TD
Tucker	51	1,099	21.5	90
Wiley	13	303	23.3	38
LaFleur	2	21	10.5	13
Santiago	1	13	13.0	13
Goodrich	1	12	12.0	12
Noble	1	8	8.0	8
Larrimore	0	0	0.0	0
COWBOYS	69	1,456	21.1	90
Opponents	56	1,205	21.5	42

SCORE BY QUARTERS	1	2	3	4	OT	T
COWBOYS	51	92	73	75	3	294
Opponents	61	101	84	106	9	361

FIELD GOALS 11-19	20-29	30-39	40-49	50+
Seder	2-2	5-6	9-11	9-13
COWBOYS	2-2	5-6	9-11	9-13
Opponents	2-2	9-9	9-9	4-9

Seder: (34,38),(44),(32,38),(40),(27,45M,24), (1),(32,23),(19),(48,27),(39M,44M,43,35,42,51M),(46M),(37,26M,43,36),(34M),(33,19,47M,20,43),(47,43),(1)

Opponents: (33,37),(19,54,35,51),(1),(38,47),(39,23),(24,20),(1),(42,49B),(40M,34,34,32),(22,37),(25,47M,19),(49,29),(28,25),(1),(45B,40M,44),(21)

SCORING	TD	DP	TD	2Pt	FG	PA	TP
Seder	1	0	0	25	33	27	2
Harris	9	0	0	0	0	0	54
McGarity	5	0	0	0	0	0	32
Warren	2	1	0	0	0	0	18
Thomas	0	2	0	0	0	0	12
Ismail	0	1	0	0	0	0	8
Cunningham	1	0	0	0	0	0	6
Galloway	1	0	0	0	0	0	6
LaFleur	0	1	0	0	0	0	6
Tucker	1	0	0	0	0	0	6
Wiley	0	1	0	0	0	0	6
Reese	0	0	0	0	0	1r	2
COWBOYS	15	14	2	25	33	27	2
Opponents	17	20	4*	26	31	37	3

2-Pt Conversions: Cowboys 2-4; Opponents 0-3

- a 64-yard punt return @ Arizona (9/10);
- 59-yard punt return vs. Arizona (10/22)
- * Trotter 27-yard interception return vs. Philadelphia (9/3)
- Kelly 9 interception return @ Tampa Bay (12/3)
- Ford 30 fumble return @ Tennessee (12/25)
- Bulluck 8 interception return @ Tennessee (12/25)
- * Tackled punter in end zone @ Carolina (10/1)

USUAL STARTERS

WR Raghib Ismail (9)	LE Greg Ellis
Jason Tucker (7)	LT Chad Hennings (8)
LT Flozell Adams	Brandon Noble (8)
LG Larry Allen	RT Leon Lett (7)
C Mark Stepanoski (11)	Michael Myers (7)
Ben Fricke (5)	RE Alonzo Spellman
RG Solomon Page	LLB Darren Hambrick
RT Eric Williams	MLB Barron Wortham (11)
TE David LaFleur (10)	Daf Nguyen (5)
Jackie Harris (6)	RLB Dexter Coakley
WR James McKnight	LCB Phillippi Sparks (11)
QB Troy Aikman (11)	Kareem Larrimore (4)
Randal Cunningham (3)	RCB Ryan McNeil
RB Emmitt Smith	SS Darren Woodson (11)
FB Robert Thomas	George Myers (5)
K Tim Seder	FS Greg Teague (9)
	Izell Reese (7)
	P Micah Knorr

Pro Bowlers in Bold

	PASSING	ATT	COMP	YDS	PCT	AVG		PCT		PCT		LG	SKS/YDS	RATING
						ATT	TD	INT	INT	INT				
Aikman	262	156	1,632	59.5	6.23	7	2.7	14	5.3	48	13/91	64.3		
Cunningham	125	74	849	59.2	6.79	6	4.8	4	3.2	76t	8/45	82.4		
Wright	53	22	237	41.5	4.47	0	0.0	3	5.7	46	12/92	31.7		
Stoerner	5	3	53	60.0	10.60	1	20.0	0	0.0	29	2/21	135.8		
COWBOYS	445	255	2,771	57.3	6.23	14	3.1	21	4.7	76t	35/249	66.6		
Opponents	458	277	2,882	60.5	6.29	20	4.4	16	3.5	68t	26/189	78.7		

2002 ★ DALLAS COWBOYS STATISTICS ★ 2002

FOURTH PLACE, NFC EAST HEAD COACH: DAVE CAMPO

PRESEASON (3-1)		
Date	W/L Score	Opponent
8/9	W 20-6	OAKLAND
8/17	W 19-16	@ Carolina
8/24	L 19-21	ATLANTA
8/29	W 28-25	@ Jacksonville

REGULAR SEASON (5-11)		
Date	W/L Score	Opponent
9/8	L 10-19	@ Houston
9/15	W 21-13	TENNESSEE
9/22	L 13-44	@ Philadelphia
9/29	W 13-10	@ St. Louis
10/6	L 17-21	N.Y. GIANTS
10/13	W 14-13	CAROLINA
10/20	L 6-9	@ Arizona (OT)
10/27	L 14-17	SEATTLE
11/3	L 7-9	@ Detroit
11/10	-	Bye
11/17	L 3-20	@ Indianapolis
11/24	W 21-19	JACKSONVILLE
11/28	W 27-20	WASHINGTON
12/8	L 27-31	SAN FRANCISCO
12/15	L 7-37	@ N.Y. Giants
12/21	L 3-27	PHILADELPHIA
12/29	L 14-20	@ Washington

TEAM STATISTICS	DALLAS	OPP
FIRST DOWNS	237	291
Rushing	87	90
Passing	129	178
Penalty	21	23
Third Down-Made/Att.	50/208	92/246
Third Down Efficiency	24.0%	37.4%
Fourth Down-Made/Att.	4/12	9/11
TOTAL NET YARDS	4,375	5,267
Avg. Per Game	273.4	329.2
Total Plays	948	1,079
Avg. Per Play	4.6	4.9
NET YARDS RUSHING	1,754	1,818
Avg. Per Game	109.6	113.6
Total Rushes	423	481
Avg. Per Rush	4.1	3.8
NET YARDS PASSING	2,621	3,449
Avg. Per Game	163.8	215.6
Sacked/Yards Lost	54/399	24/137
Gross Yards	3,020	3,586
Attempts/Completions	471/252	574/334
Pct. of Completions	53.5	58.2
Had Intercepted	16	19
PUNTS/AVERAGE	113/40.4	94/41.4
Net Punting Average	33.0	36.0
PUNT RET./AVG.	39/8.3	58/11.0
KICK/OFF RET./AVG.	68/22.4	48/22.8
INT./AVG. RET.	19/11.9	16/15.8
PENALTIES/YARDS	105/974	119/919
FUMBLES/BALL LOST	33/18	23/11
TOUCHDOWNS	26	35
Rushing	7	10
Passing	14	22
Returns	5	3
EXTRA POINTS/ATTEMPTS	25/26	34/35
TWO POINT CONV./ATTS	0/0	0/0
FIELD GOALS/ATTEMPTS	12/19	27/38
AVG. TIME OF POSS.	28:04	31:56

SCORE BY QUARTERS	1	2	3	4	OT	T
COWBOYS	23	47	51	96	0	217
Opp. Totals	55	103	48	120	3	329

RUSHING	ATT	YDS	AVG	LG	TD
Smith	254	975	3.8	30t	5
Hambrick	79	317	4.0	18	1
Wiley	22	168	7.6	46t	1
Carter	27	91	3.4	16	0
Hutchinson	18	74	4.1	18	0
Bryant	6	40	6.7	24	0
Galloway	4	31	7.8	21	0
Thomas	10	31	3.1	14	0
Swinton	1	23	23.0	23	0
D. Scott	1	14	14.0	14	0
Knorr	1	-10	-10.0	-10	0
COWBOYS	423	1,754	4.1	46t	7
Opponents	481	1,818	3.8	60	10

RECEIVING	NO	YDS	AVG	LG	TD
Galloway	61	908	14.9	80t	6
Bryant	44	733	16.7	78t	6
McGee	23	294	12.8	58	1
D. Scott	22	218	9.9	17t	1
Hambrick	21	99	4.7	14	0
Whalen	17	152	8.9	33	0
Smith	16	89	5.6	17	0
Rambo	14	211	15.1	47	0
Wiley	13	144	11.1	31	0
Thomas	12	80	6.7	23	0
Swinton	7	63	9.0	16	0
Lucky	1	22	22.0	22	0
McKie	1	7	7.0	7	0
COWBOYS	252	3,020	12.0	80t	14
Opponents	334	3,586	10.7	65t	22

INTERCEPTIONS	NO	YDS	AVG	LG	TD
Ro. Williams	5	90	18.0	85t	2
Ross	5	17	3.4	12	0
Edwards	2	29	14.5	29	0
Coakley	1	52	52.0	52t	1
Hunter	1	16	16.0	16	0
Hawthorne	1	15	15.0	15	0
Glover	1	7	7.0	7	0
Woodson	1	1	1.0	1	0
Ellis	1	0	0.0	0	0
Dixon	1	0	0.0	0	0
COWBOYS	19	227	11.9	85t	3
Opp. Totals	16	252	15.8	80t	1

USUAL STARTERS

WR Antonio Bryant	LE Greg Ellis
LT Flozell Adams	NT Brandon Noble
LG Larry Allen (3)	DT La Roi Glover
RE Ross Tucker (7)	RE Ebenezar Ekuban
C Andre Gurode (6)	WLB Dexter Coakley
MLB Tyson Walter (8)	MLB Dat Nguyen (8)
RG Kelvin Garmon (3)	KEith Adams (5)
SLB Solomon Page (5)	SLB Kevin Hardy
RCB Andre Gurode (8)	RCB Mano Edwards
RT Solomon Page (10)	LCB D. Hawthorne (4)
DE Javar Collins (4)	DE Derek Ross (9)
TE Tony McGee	SS Darren Woodson (10)
QB Joey Galloway	TE Tony Dixon (6)
RB Quincy Carter (7)	FS Roy Williams
P Chad Hutchinson (9)	P Micah Knorr (8)
CB Ermitt Smith	Filip FilipoVIC (7)
FB Robert Thomas	
K Billy Cundiff	

Pro Bowlers in Bold

PUNTING	NO	YDS	AVG	TB	IN20	LG	BL	NET
FilipoVIC	65	2,640	40.6	6	14	60	1	31.5
Knorr	47	1,928	41.0	4	11	56	0	35.1
COWBOYS	112	4,568	40.4	10	25	60	1	33.0
Opponents	93	3,893	41.4	9	39	64	1	36.0

PUNT RETURNS	NO	FC	YDS	AVG	LG	TD
Swinton	19	9	141	7.4	26	0
Galloway	15	8	181	12.1	71	0
Rambo	5	2	3	0.6	4	0
COWBOYS	39	19	325	8.3	71	0
Opponents	58	20	637	11.0	52	0

KICKOFF RETURNS	NO	YDS	AVG	LG	TD
Swinton	28	697	24.9	100t	1
Dantzier	27	602	22.3	84t	1
Rambo	7	127	18.1	24	0
Wiley	4	62	15.5	27	0
Noble	2	31	16.5	17	0
COWBOYS	68	1,521	22.4	100t	2
Opp. Totals	48	1,095	22.8	47	0

FIELD GOALS	11-19	20-29	30-39	40-49	50+
Cundiff	0-0	3-3	5-7	4-8	0-1
COWBOYS	0-0	3-3	5-7	4-8	0-1
Opponents	0-0	5-7	10-11	9-14	3-6

Cundiff: (33,42M); (1); (47,33); (35,48); (45M,32); (1); (49M); (1); (1); (21,52M); (33M); (21,37M,42); (23,37,47M); (1); (42); (1)

Opponents: (42); (38,52); (51,20,32); (27,49M); (1); (44M,50,44); (41,53M,23,28M,51M,40); (20); (42,44,43); (23M,48,42M,32); (41M,31); (36B); (44M,55M,47); (38,35,31); (32,39); (22,38)

SCORING	TDR	TDP	TDR1	2Pt	FG	PAT	S	TP
Cundiff	0	0	0	0	12/19	25/25	0	61
Bryant	0	6	0	0	0/0	0/0	0	36
Galloway	0	6	0	0	0/0	0/0	0	36
Smith	5	0	0	0	0/0	0/0	0	30
Ro. Williams	0	0	2c	0	0/0	0/0	0	12
Coakley	0	0	1a	0	0/0	0/0	0	6
Dantzier	0	0	1d	0	0/0	0/0	0	6
Hambrick	1	0	0	0	0/0	0/0	0	6
McGee	0	1	0	0	0/0	0/0	0	6
D. Scott	0	1	0	0	0/0	0/0	0	6
Swinton	0	0	1b	0	0/0	0/0	0	6
Wiley	1	0	0	0	0/0	0/0	0	6
COWBOYS	7	14	5	0	12/19	25/25	0	217
Opponents	10	22	3*	0	27/38	34/35	2	329

2-Pt. Conversions: Cowboys 0-1, Opponents 0-0
a- 52-yard interception return vs. Tennessee (9/15)
b- 100-yard kickoff return @ Philadelphia (9/22)
c- 5-yard interception return vs. Washington (11/28) 85-yard interception return @ Washington (12/29)
d- 84-yard kickoff return vs. San Francisco (12/8/02)
* 50-yard Kenny Holmes fumble recovery @ N.Y. Giants (12/15)
80-yard Shawn Barber interception return vs. Philadelphia (12/21)
Lavar Arrington fumble recovery in endzone @ Washington (12/29)
Seth Payne sacked Quincy Carter in end zone @ Houston (9/8)
Rob Meier tackles Ross Tucker in end zone vs. Jacksonville (11/24)

PASSING	ATT	COMP	YDS	PCT	AVG	TD	PCT	PCT	PCT	LG	SKS	YDS	RATING
Hutchinson	250	127	1,555	50.8	6.22	7	2.8	8	3.2	58	34/265	66.3	
Carter	221	125	1,465	56.6	6.63	7	3.2	8	3.6	80t	19/130	72.3	
Wiley	0	0	0	0.0	0.00	0	0.0	0	0.0	0	0	1/4	
COWBOYS	471	252	3,020	53.5	6.41	14	3.0	16	3.4	80t	54/399	69.1	
Opp. Totals	574	334	3,586	58.2	6.25	22	3.8	19	3.3	65t	24/137	75.6	

2003 ★ DALLAS COWBOYS STATISTICS ★ 2003

STAFF PLAYERS 2010 SEASON RECORDS PLAYOFF RECORDS 2003 STATISTICS SIDELINES

SECOND PLACE, NFC EAST HEAD COACH: BILL PARCELLS

PRESEASON (2-2)			
Date	W/L	Score	Opponent
8/9	L	0-13	@ Arizona
8/15	W	34-6	HOUSTON
8/21	L	14-15	@ Pittsburgh
8/28	W	52-13	OAKLAND
REGULAR SEASON (10-6)			
9/7	L	13-27	ATLANTA
9/15	W	35-32	@ N.Y. Giants (OT)
9/21	- Bye -		
9/28	W	17-6	@ New York Jets
10/5	W	24-7	ARIZONA
10/12	W	23-21	PHILADELPHIA
10/19	W	38-7	@ Detroit
10/26	L	0-16	@ Tampa Bay
11/2	W	21-14	WASHINGTON
11/9	W	10-6	BUFFALO
11/16	L	0-12	@ New England
11/23	W	24-20	CAROLINA
11/27	L	21-40	MIAMI
12/7	L	10-36	@ Philadelphia
12/14	W	27-0	@ Washington
12/21	W	19-3	N.Y. GIANTS
12/28	L	7-13	@ New Orleans
2003 NFC WILD CARD GAME			
1/3/04	L	10-29	@ Carolina

TEAM STATISTICS	DALLAS	OPP
FIRST DOWNS	286	228
Rushing	115	68
Passing	149	127
Penalty	22	33
Third Down-Made/Att	88/241	69/227
Third Down Efficiency	36.5	30.4
Fourth Down-Made/Att	4/12	7/15
TOTAL NET YARDS	5,161	4,056
Avg. Per Game	322.6	253.5
Total Plays	1,062	937
Avg. Per Play	4.9	4.3
NET YARDS RUSHING	1,999	1,425
Avg. Per Game	124.9	89.1
Total Rushes	515	413
Avg. Per Rush	3.9	3.5
NET YARDS PASSING	3,162	2,631
Avg. Per Game	197.6	164.4
Sacked/Yards Lost	37/185	32/189
Gross Yards	3,347	2,820
Attempts/Completions	510/294	492/239
Pct. of Completions	57.6	48.6
Had Intercepted	21	13
PUNTS/AVERAGE	95/38.9	105/42.6
Net Punting Average	34.6	37.5
PUNT RET./AVG.	51/7.6	34/6.7
KICKOFF RET./AVG.	60/21.5	66/21.9
INT./AVG. RET.	13/14.1	21/13.6
PENALTIES/YARDS	98/837	88/763
FUMBLE/BALL LOST	26/8	24/12
TOUCHDOWNS	31	28
Rushing	11	7
Passing	17	18
Returns	3	3
EXTRA POINTS/ATTEMPTS	30/31	23/26
TWO POINT CONV./ATTS.	0/0	2/2
FIELD GOALS/ATTEMPTS	23/29	21/23
AVG. TIME OF POSS.	32:34	27:26

RUSHING	ATT	YDS	AVG	LG	TD
Hambrick	275	972	3.5	42	5
Anderson	70	306	4.4	19	1
Carter	68	257	3.8	19	2
Cason	40	220	5.5	63t	2
Murrell	28	107	3.8	17	0
Bickerstaff	19	56	2.9	9	1
Glenn	3	55	18.3	47	0
Galloway	4	22	5.5	10	0
Martin	4	7	1.8	3	0
Bryant	2	0	0.0	2	0
Hutchinson	2	-3	-1.5	-1	0
COWBOYS	515	1,999	3.9	63t	11
Opponents	413	1,425	3.5	64t	7
RECEIVING	NO	YDS	AVG	LG	TD
Anderson	69	493	7.1	37	4
Glenn	52	754	14.5	51t	5
Bryant	39	550	14.1	54	2
Witten	35	347	9.9	36t	1
Galloway	34	672	19.8	64	2
Campbell	20	195	9.8	23	1
Cason	17	142	8.4	28	0
Hambrick	17	99	5.8	13	0
Murrell	4	32	8.0	14	0
Smith	3	46	15.3	32	0
Martin	2	9	4.5	6	0
Robinson	2	8	4.0	5t	2
COWBOYS	294	3,347	11.4	64	17
Opponents	239	2,820	11.8	76t	18

INTERCEPTIONS	NO	YDS	AVG	LG	TD
Newman	4	23	5.8	25	0
Williams	2	69	34.5	39	0
Singleton	2	42	21.0	41t	1
Edwards	1	27	27.0	27t	1
Coakley	1	24	24.0	24	0
Hunter	1	0	0.0	0	0
Ross	1	0	0.0	0	0
Woodson	1	-2	-2.0	-2	0
COWBOYS	13	183	14.1	41t	2
Opponents	21	285	13.6	70	1

SCORE BY QUARTERS	1	2	3	4	OT	T
COWBOYS	72	106	57	51	3	289
Opponents	52	69	70	69	0	260

USUAL STARTERS	
WR	Joey Galloway
LT	Flozell Adams
LG	Larry Allen
C	Matt Lehr
RG	Andre Gurode
RT	Ryan Young (7)
TE	Dan Campbell
WR	Terry Glenn
QB	Quincy Carter
RB	Troy Hambrick
FB	Richie Anderson
K	Billy Cundiff
RE	Ebenezer Ekuban
RT	La'Roi Glover
LT	Willie Blade
LE	Greg Ellis
SLB	Al Singleton
MLB	Dat Nguyen
WLB	Dexter Coakley
LCB	Terence Newman
RCB	Mano Edwards
SS	Darren Woodson
FS	Roy Williams
PB	Toby Gowin

Pro Bowlers in Bold

PUNTING	NO	YDS	AVG	TB	IN20	LG	BL	NET
Gowin	94	3,665	39.0	8	25	59	0	34.9
Cundiff	1	32	32.0	1	0	32	0	12.0
COWBOYS	95	3,697	38.9	9	25	59	0	34.6
Opp.	105	4,471	42.6	7	33	60	0	37.5
PUNT RETURNS	NO	FC	YDS	AVG	LG	TD		
Smith	30	13	212	7.1	46	0		
Galloway	20	8	178	8.9	36	0		
Swinton	1	3	0	0.0	0	0		
COWBOYS	51	24	390	7.6	46	0		
Opponents	34	26	227	6.7	19	0		
KICKOFF RETURNS	NO	YDS	AVG	LG	TD			
Smith	23	495	21.5	54	0			
Ross	18	434	24.1	37	0			
Cason	5	81	16.2	19	0			
Bates	4	90	22.5	30	0			
Swinton	3	65	21.7	25	0			
Williams, Ra.	2	60	30.0	37t	1			
Galloway	2	38	19.0	22	0			
Bickerstaff	2	24	12.0	15	0			
Ogobogu	1	5	5.0	5	0			
COWBOYS	60	1,292	21.5	54	1			
Opponents	66	1,448	21.9	63	0			
FIELD GOALS	11-19	20-29	30-39	40-49	50+			
Cundiff	0-0	11-11	5-6	4-7	3-5			
COWBOYS	0-0	11-11	5-6	4-7	3-5			
Opponents	0-0	9-9	7-7	4-5	1-2			

Cundiff: (33M);(37,49,53M,42,21,36,52,25);(26);(33,36);(51,22,28);(23);(41M);(1);(51,1);(24,49M,44M);(1,29);(50M,34,20);(24,42,21,49);(1)

Opponents: (37,31);(30);(34,38);(1,1);(1);(24,26,50,48M);(1);(41,29);(23,26);(44,52M,34);(33,42);(22,21);(1);(45);(24,27)

SCORING	TDR	TD	TD	2Pt	FG	PAT	S	TP
Cundiff	0	0	0	0	0	0	0	99
Anderson	1	4	0	0	0	0	0	30
Glenn	0	5	0	0	0	0	0	30
Hambrick	5	0	0	0	0	0	0	30
Bryant	0	2	0	0	0	0	0	12
Carter	2	0	0	0	0	0	0	12
Cason	2	0	0	0	0	0	0	12
Galloway	0	2	0	0	0	0	0	12
Robinson	0	2	0	0	0	0	0	12
Bickerstaff	1	0	0	0	0	0	0	6
Campbell	0	1	0	0	0	0	0	6
Edwards	0	0	1e	0	0	0	0	6
Singleton	0	0	1a	0	0	0	0	6
Williams, Ra.0	0	1d	0	0	0	0	0	6
Witten	0	1	0	0	0	0	0	6
Coleman	0	0	0	0	0	0	1c	2
Glover	0	0	0	0	0	0	1b	2
COWBOYS	11	7	3	0	23/29	30/31	2	289
Opponents	7	18	3*	2	21/23	23/26	1	260

2-Pt. Conversions: Cowboys 0-0, Opponents 2-2
a- 41-yard interception return at N.Y. Giants (9/15)
b- Sacked Jeff Blake in the endzone vs. Arizona (10/5)
c- Sacked Jeff Blake in the endzone vs. Arizona (10/5)
d- 38-yard kickoff return vs. Philadelphia (10/12)
e- 27-yard interception return at Detroit (10/19)
* 29-yard Ralph Brown interception return @ N.Y. Giants (9/15)
f- 67-yard Dre Bly fumble return @ Detroit (10/19)
g- 34-yard Jason Taylor fumble return vs. Miami (11/27)
+ Ball snapped through endzone @ Philadelphia (12/7)

PASSING	ATT	COMP	YDS	PCT	AVG	TD	PCT	INT	PCT	INT	LG	SKS/YDS	RATING
Carter	505	292	3,302	57.8	6.54	17	3.4	21	4.2	64	37/185	71.4	
Hutchinson	2	1	8	50.0	4.0	0	0.0	0	0.0	8	0/0	60.4	
Cason	1	1	37	100.0	37.0	0	0.0	0	0.0	37	0/0	118.8	
Anderson	1	0	0	0.0	0.0	0	0.0	0	0.0	0	0/0	39.6	
Glenn	1	0	0	0.0	0.0	0	0.0	0	0.0	0	0/0	39.6	
COWBOYS	510	294	3,347	57.6	6.56	17	3.3	21	4.1	64	37/185	71.4	
Opponents	492	239	2,820	48.6	5.73	18	3.7	13	2.6	76t	32/189	67.6	

2004 ★ DALLAS COWBOYS STATISTICS ★ 2004

THIRD PLACE, NFC EAST HEAD COACH: BILL PARCELLS

PRESEASON (3-1)			
Date	W/L	Score	Opponent
8/14	L	0-18	@ Houston
8/21	W	21-20	@ Oakland
8/30	W	20-17	TENNESSEE
9/2	W	24-20	KANSAS CITY
REGULAR SEASON (6-10)			
Date	W/L	Score	Opponent
9/12	L	17-35	@ Minnesota
9/19	W	19-12	CLEVELAND
9/27	W	21-18	@ Washington
10/3			- Bye -
10/10	L	10-26	N.Y. GIANTS
10/17	L	20-24	PITTSBURGH
10/24	L	20-41	@ Green Bay
10/31	W	31-21	DETROIT
11/7	L	3-26	@ Cincinnati
11/15	L	21-49	PHILADELPHIA
11/21	L	10-30	@ Baltimore
11/25	W	21-7	CHICAGO
12/6	W	43-39	@ Seattle
12/12	L	13-27	NEW ORLEANS
12/19	L	7-12	@ Philadelphia
12/26	W	13-10	WASHINGTON
1/2/05	L	24-28	@ N.Y. Giants

TEAM STATISTICS	DALLAS	OPP
FIRST DOWNS	296	297
Rushing	101	88
Passing	171	180
Penalty	24	29
Third Down-Made/Att	78/214	75/192
Third Down Efficiency	36.4	39.1
Fourth Down-Made/Att	9/17	2/7
NET NET YARDS	5,197	5,285
Avg. Per Game	324.8	330.3
Total Plays	1,004	960
Avg. Per Play	5.2	5.5
NET YARDS RUSHING	1,769	1,764
Avg. Per Game	110.6	110.3
Total Rushes	449	425
Avg. Per Rush	3.9	4.2
NET YARDS PASSING	3,428	3,521
Avg. Per Game	214.3	220.1
Sacked/Yards Lost	36/208	33/197
Gross Yards	3,636	3,718
Attempts/Completions	519/308	502/310
Pct. of Completions	59.3	61.8
Had Intercepted	23	13
PUNTS/AVERAGE	76-42.3	78-41.8
Net Punting Average	35.1	35.8
PUNT RET./AVG.	44/8.9	39/10.5
KICKOFF RET./AVG.	78/20.6	62/17.5
INT./AVG. RET.	13/8.4	23/22.9
PENALTIES/YARDS	105-867	104-879
FUMBLES/BALL LOST	26-14	20-9
TOUCHDOWNS	33	49
Rushing	14	14
Passing	19	31
Returns	0	4
EXTRA POINTS/ATTEMPTS	31/31	44/45
TWO POINT CONV./ATTS	1/2	2/4
FIELD GOALS/ATTEMPTS	20/26	21/23
AVG. TIME OF POSS.	30:37	29:23

PASSING	ATT	COMP	YDS	PCT	AVG	TD	PCT	INT	PCT	LG	SKS/YDS	RATING
Testaverde	495	297	3,532	60.0	7.1	17	3.4	20	4.0	53	34/182	76.4
Henson	18	10	78	55.6	4.3	1	5.6	1	5.6	16	2/26	61.8
Anderson	1	1	26	100.0	26.0	1	100.0	0	0	26	0/0	158.3
Johnson, K.	2	0	0	0.0	0.0	0	0.0	1	50.0	0	0/0	0.0
Crayton	1	0	0	0.0	0.0	0	0.0	1	100.0	0	0/0	0.0
Glenn	1	0	0	0.0	0.0	0	0.0	0	0.0	0	0/0	39.6
McBriar	1	0	0	0.0	0.0	0	0.0	0	0.0	0	0/0	39.6
COWBOYS	519	308	3,636	59.3	7.0	19	3.7	23	4.4	53	36/208	74.5
Opp. Totals	502	310	3,718	61.8	7.4	31	6.2	13	2.6	76	33/197	94.2

RUSHING	ATT	YDS	AVG	LG	TD
Jones, J.	197	819	4.2	53	7
George	132	432	3.3	24	4
Anderson	57	246	4.3	27	1
Lee	27	128	4.7	14	1
Testaverde	21	38	1.8	10	1
Coakley	1	33	33.0	33	0
Morgan	2	23	11.5	24	0
Johnson, K.	2	13	6.5	13	0
Williams, Ra.	1	13	13.0	13	0
Ward	1	11	11.0	11	0
Barnes	5	10	2.0	8	0
Henson	1	7	7.0	7	0
Copper	1	-1	-1.0	-1	0
Glenn	1	-3	-3.0	-3	0
COWBOYS	449	1,769	3.9	53	14
Opp. Totals	425	1,764	4.2	90	14

RECEIVING	NO	YDS	AVG	LG	TD
Witten	87	980	11.3	42	6
Johnson, K.	70	981	14.0	39	6
Anderson	26	207	8.0	28	0
Glenn	24	400	16.7	48	2
Morgan	22	260	11.8	53	0
Jones, J.	17	109	6.4	37	0
Bryant	16	266	16.6	48	0
Crayton	12	162	13.5	39	1
Barnes	10	59	5.9	14	1
George	9	83	9.2	28	0
Copper	7	84	12.0	22	1
Campbell	2	16	8.0	9	0
Robinson	2	2	1.0	11	2
Williams, Ra.	1	14	14.0	14	0
Ward	1	5	5.0	5	0
Lee	1	4	4.0	4	0
Polite	1	4	4.0	4	0
COWBOYS	308	3,636	11.8	53	19
Opp. Totals	310	3,718	12.0	76	31

INTERCEPTIONS	NO	YDS	AVG	LG	TD
Newman	4	31	7.8	21	0
Nguyen	3	19	6.3	19	0
Williams, Ro.	2	53	26.5	33	0
Frazier	2	2	1.0	2	0
Hunter	1	2	2.0	2	0
Scott	1	2	2.0	2	0
COWBOYS	13	109	8.4	33	0
Opp. Totals	23	526	22.9	101	4

PUNTING	NO	YDS	AVG	TB	IN	LG	BL	NET
McBriar	75	3,182	42.4	7	22	68	0	35.1
Cundiff	1	34	34.0	0	1	34	0	34.0
COWBOYS	76	3,216	42.3	7	23	68	0	35.1
Opp. Totals	78	3,260	41.8	4	22	58	0	35.8

PUNT RETURNS	NO	FC	YDS	AVG	LG	TD
Frazier	24	9	229	9.5	55	0
Ward	14	6	114	8.1	13	0
Crayton	4	1	34	8.5	17	0
Newman	2	0	13	6.5	7	0
COWBOYS	44	16	390	8.9	55	0
Opp. Totals	39	16	410	10.5	43	0

KICKOFF RETURNS	NO	YDS	AVG	LG	TD
Lee	41	964	23.5	62	0
Copper	16	307	19.2	39	0
Reeves	13	199	15.3	27	0
Jones, N.	2	43	21.5	25	0
Thornton, B.	2	43	21.5	24	0
Morgan	2	25	12.5	19	0
Pierce	1	13	13.0	13	0
Lehr	1	9	9.0	9	0
COWBOYS	78	1,603	20.6	62	0
Opp. Totals	62	1,083	17.5	34	0

SCORE BY QUARTERS	1	2	3	4	OT	T
COWBOYS	63	82	72	76	-	293
Opponents	47	120	83	155	-	405

FIELD GOALS	11-19	20-29	30-39	40-49	50+
Cundiff	1-1	6-6	4-4	9-13	0-2
COWBOYS	1-1	6-6	4-4	9-13	0-2
Opponents	1-1	6-6	4-4	7-8	3-4

SCORING	TDR	TD	TDR1	2P	FG	PAT	S	TP
Cundiff	0	0	0	0	20/26	31/31	0	91
Jones, J.	7	0	0	0	0/0	0/0	0	42
Witten	0	6	0	1	0/0	0/0	0	38
Johnson, K.	0	6	0	0	0/0	0/0	0	36
George	4	0	0	0	0/0	0/0	0	24
Glenn	0	2	0	0	0/0	0/0	0	12
Robinson	0	2	0	0	0/0	0/0	0	12
Anderson	1	0	0	0	0/0	0/0	0	6
Barnes	0	1	0	0	0/0	0/0	0	6
Copper	0	1	0	0	0/0	0/0	0	6
Crayton	0	1	0	0	0/0	0/0	0	6
Lee	1	0	0	0	0/0	0/0	0	6
Testaverde	1	0	0	0	0/0	0/0	0	6
Team	0	0	0	0	0/0	0/0	1	2
COWBOYS	14	19	0	1	20/26	31/31	1	293
Opp. Totals	14	31	4	2	21/23	44/45	4	405

2-Pt. Conversions: Team 1-2, Opponents 2-5

* J. Gonzalez holding in end zone vs. Cleveland (9/19)

D. Bly 55-yard interception return vs. Detroit (10/31)

L. Sheppard 101-yard interception return vs. Philadelphia (11/15)

C. Williams 44-yard interception return at Baltimore (11/21)

R. McQuarters 45-yard interception return vs. Chicago (11/25)

USUAL STARTERS

WR	Keyshawn Johnson	RE	Marcelus Wiley
LT	Flozell Adams	RT	La Roi Glover
LG	Larry Allen	LT	Leonardo Carson
C	Al Johnson	LE	Greg Ellis
RG	Andre Gurode	SLB	Al Singleton (12)
RT	Torrin Tucker (12)	Scott Shanle (3)	
	Kurt Vollers (3)	MLB	Dat Nguyen
TE	Jason Witten	VLB	Dexter Coakley
WR	Terry Glenn (6)	LCB	Terence Newman
	Quincy Morgan (7)	RCB	Pete Hunter (3)
QB	Vinny Testaverde		Lance Frazier (8)
RB	Eddie George (8)	SS	Tony Dixon (7)
	Julius Jones (7)		Lynn Scott (9)
FB	Darian Barnes (10)	FS	Roy Williams
	Richie Anderson (3)	P	Mat McBriar
K	Billy Cundiff		

Pro Bowlers in Bold

2007 ★ DALLAS COWBOYS STATISTICS ★ 2007

STAFF PLAYERS 2010 SEASON RECORDS PLAYOFF RECORDS 2007 STATISTICS SIDELINES

FIRST PLACE, NFC EAST HEAD COACH: WADE PHILLIPS

PRESEASON (2-2)

Date	W/L	Score	Opponent	Att.
8/9	W	23-10	INDIANAPOLIS	60,175
8/15	W	31-20	DENVER	61,034
8/28	L	16-28	@ Houston	70,512
8/30	L	14-23	@ Minnesota	62,938

REGULAR SEASON (13-3)

Date	W/L	Score	Opponent	Att.
9/9	W	45-35	N.Y. GIANTS	63,031
9/16	W	37-20	@ Miami	71,615
9/23	W	34-10	@ Chicago	62,099
9/30	W	35-7	ST. LOUIS	62,866
10/8	W	25-24	@ Buffalo	71,575
10/14	L	27-48	NEW ENGLAND	63,984
10/21	W	24-14	MINNESOTA	63,432
10/28			Bye	
11/4	W	38-17	@ Philadelphia	67,688
11/11	W	31-20	@ N.Y. Giants	78,964
11/18	W	28-23	WASHINGTON	63,706
11/22	W	34-3	N.Y. JETS	63,315
11/29	W	37-27	GREEN BAY	64,167
12/9	W	28-27	@ Detroit	62,759
12/16	L	6-10	PHILADELPHIA	63,777
12/22	W	20-13	@ Carolina	73,860
12/30	L	6-27	@ Washington	90,910

2007 NFC DIVISIONAL PLAYOFF GAME

1/13/08 L	17-21	N.Y. GIANTS	63,660
-----------	-------	-------------	--------

TEAM STATISTICS

	DALLAS	OPP
FIRST DOWNS.....	322	304
Rushing.....	83	86
Passing.....	217	195
Penalty.....	22	23
Third Down-Made/Att.....	84/199	85/216
Third Down Efficiency.....	42.2	39.4
Fourth Down-Made/Att.....	10/14	10/18
TOTAL NET YARDS.....	5,851	4,922
Avg. Per Game.....	365.7	307.6
Total Plays.....	975	1,008
Avg. Per Play.....	6.0	4.9
NET YARDS RUSHING.....	1,746	1,513
Avg. Per Game.....	109.1	94.6
Total Rushes.....	419	381
Avg. Per Rush.....	4.2	4.0
NET YARDS PASSING.....	4,105	3,409
Avg. Per Game.....	256.6	213.1
Sacked/Yards Lost.....	25/185	46/319
Gross Yards.....	4,290	3,728
Attempts/Completions.....	531/342	581/342
Pct. of Completions.....	64.4	58.9
Had Intercepted.....	19	19
PUNTS/AVERAGE.....	63/47.1	73/45.0
Net Punting Average.....	38.5	39.1
PUNT RET./AVG.....	26/8.7	35/11.6
KICKOFF RET./AVG.....	61/22.3	86/23.0
INT./AVG. RET.....	19/17.4	19/10.1
PENALTIES/YARDS.....	104/815	85/785
FUMBLES/BALL LOST.....	21/5	26/10
TOUCHDOWNS.....	54	36
Rushing.....	14	12
Passing.....	36	19
Returns.....	4	5
EXTRA POINTS/ATTEMPTS.....	53/53	34/34
TWO POINT CONV./ATTS.....	0/1	0/2
FIELD GOALS/ATTEMPTS.....	26/31	25/31
AVG. TIME OF POSS.....	30:34	29:27

SCORE BY QUARTERS

	1	2	3	4	OT	T
COWBOYS	61	147	117	130	-	455
Opponents	88	97	64	76	-	325

RUSHING	ATT	YDS	AVG	LG	TD
Barber	204	975	4.8	54	10
Jones, J.	164	588	3.6	25	2
Romo	31	129	4.2	17	2
Thompson	14	54	3.9	23	0
Owens	1	5	5.0	5	0
Johnson	5	-5	-1.0	-1	0
COWBOYS	419	1,746	4.2	54	14
Opp. Totals	381	1,513	4.0	62t	12

RECEIVING	NO	YDS	AVG	LG	TD
Witten	96	1,145	11.9	53	7
Owens	81	1,355	16.7	52t	15
Crayton	50	697	13.9	59t	7
Barber	44	282	6.4	29	2
Jones, J.	23	203	8.8	24	1
Hurd	19	314	16.5	51t	1
Fasano	14	143	10.2	26t	1
Anderson	6	55	9.2	17	0
Austin	5	76	15.2	35	3
Curtis	3	18	6.0	15t	3
Hoyle	1	2	2.0	2	0
COWBOYS	342	4,290	12.5	59t	36
Opp. Totals	342	3,728	10.9	69t	19

INTERCEPTIONS	NO	YDS	AVG	LG	TD
Henry	6	81	13.5	28t	1
Hamlin	5	93	18.6	35	0
Newman	4	129	32.3	70	1
Williams	2	10	5.0	10	0
Reeves	1	18	18.0	18	0
Watkins	1	0	0.0	0	0
COWBOYS	19	331	17.4	70	2
Opp. Totals	19	191	10.1	38	2

PUNTING	NO	YDS	AVG	TB	IN	20	LG	BL	NET
McBriar	63	2,970	47.1	7	17	64	0	38.5	
COWBOYS	63	2,970	47.1	7	17	64	0	38.5	
Opp. Totals	73	3,284	45.0	10	27	66	0	39.1	

PUNT RETURNS	NO	FC	YDS	AVG	LG	TD
Crayton	22	20	201	9.12	49	0
Newman	4	1	26	6.5	13	0
COWBOYS	26	21	227	8.7	49	0
Opp. Totals	35	9	406	11.6	85t	1

COWBOYS	14	36	4	0	26/31	53/53	0	0	0	0	12
Opp. Totals	12	19	5	0	25/31	34/34	0	0	0	0	325

KICKOFF RETURNS	NO	YDS	AVG	LG	TD
Austin	24	612	25.5	60	0
Thompson	20	471	23.6	72	0
Jones, N.	6	122	20.3	27	0
Stanback	3	78	26.0	35	0
Curtis	3	27	9.0	16	0
Crayton	3	26	8.7	13	0
McQuistan	1	12	12.0	12	0
Anderson	1	10	10.0	10	0
COWBOYS	61	1,358	22.3	72	0
Opp. Totals	86	1,979	23.0	103t	1

FIELD GOALS	11-19	20-29	30-39	40-49	50+
Folk	0-0	10-12	7-7	7-7	2-5
COWBOYS	0-0	10-12	7-7	7-7	2-5
Opponents	1-1	8-9	5-6	10-12	1-3

Folk: (31); (26,28,47); (30, 238,44); (47,29,37,53); (38,23); (50M, 45); (22); (44); (51M); (46,27); (26,51,25); (50M); (33,23); (42,23); (28M,37,30)
Opponents: (44,48,24); (37,45); (20); (28M); (24,54M); (45,22); (48B); (36); (40,26); (49M,45,39,44); (40); (47,52); (19,36,35M); (47ML,21); (37,25); (46,21)

SCORING	TDR	TOP	TDR1	TP2	FG	PAT	S	TP
Folk	0	0	0	0	26/31	53/53	0	131
Owens	0	15	0	0	0/0	0/0	0	90
Barber	10	2	0	0	0/0	0/0	0	72
Witten	0	7	0	0	0/0	0/0	0	42
Crayton	0	7	0	0	0/0	0/0	0	42
Curtis	0	3	0	0	0/0	0/0	0	18
Jones, J.	2	0	0	0	0/0	0/0	0	12
Romo	2	0	0	0	0/0	0/0	0	12
Fasano	0	1	0	0	0/0	0/0	0	6
Hatcher	0	0	16	0	0/0	0/0	0	6
Henry	0	0	1a	0	0/0	0/0	0	6
Hurd	0	1	0	0	0/0	0/0	0	6
Newman	0	0	1d	0	0/0	0/0	0	6
Watkins	0	0	1c	0	0/0	0/0	0	6
COWBOYS	14	36	4	0	26/31	53/53	0	455
Opp. Totals	12	19	5	0	25/31	34/34	0	325

2-Pt. Conversions: Team 0-1, Opponents 0-2

- a- 28-yd interception return at Chicago (9/23)
- b- 29-yd fumble return vs. New England (10/14)
- c- 68-yd blocked field goal return vs. Minnesota (10/21)
- d- 50-yd interception return vs. New York Jets (11/22)
- * D. Hall 85-yd punt return vs. St. Louis (9/30)
- G. Wilson 25-yd interception return at Buffalo (10/8)
- C. Kelsay 0-yd interception return at Buffalo (10/8)
- T. McGee 103-yd kickoff return at Buffalo (10/8)
- C. Griffin 28-yd fumble return vs. Minnesota (10/21)

USUAL STARTERS

WR Terrell Owens	RE	Chris Canty
LT Flozell Adams	NT	Jay Ratliff (14)
LG Kyle Kosier	LE	Marcus Spears
C Andre Gurode	SLB	Greg Ellis (10)
RG Leonard Davis		Anthony Spencer (6)
RT Marc Colombo	MLB	Bradie James
TE Jason Witten	JLB	Akin Ayodele (14)
WR Patrick Crayton	WLB	DeMarcus Ware
QB Tony Romo	LCB	Jacques Reeves (3)
RB Julius Jones (16)		Terence Newman (3)
Marion Barber (0)	RCB	Anthony Henry (8)
FB Oliver Hoyle		Terence Newman (8)
K Nick Folk	SS	Roy Williams (13)
	FS	Ken Hamlin
	P	Mat McBriar

Pro Bowlers in Bold

	PASSING	ATT	COMP	YDS	PCT	AVG	TD	PCT	TD	INT	PCT	INT	LG	SKS/YDS	RATING
Romo	520	335	4,211	64.4	8.1	36	6.9	19	3.7	59t	24/176	97.4			
Johnson	11	7	79	63.3	7.2	0	0.0	0	0.0	35	1/9	85.0			
COWBOYS	531	342	4,290	64.4	8.1	36	6.8	19	3.6	59t	25/185	97.1			
Opp. Totals	581	342	3,728	58.9	6.4	19	3.3	19	3.3	69t	46/319	75.1			

2008 ★ DALLAS COWBOYS STATISTICS ★ 2008

THIRD PLACE, NFC EAST HEAD COACH: WADE PHILLIPS

PRESEASON (2-2)			
Date	W/L	Score	Opponent
8/9	L	17-31	@ San Diego
8/16	L	13-23	@ Denver
8/22	W	23-22	HOUSTON
8/28	W	16-10	MINNESOTA
REGULAR SEASON (9-7)			
Date	W/L	Score	Opponent
9/7	W	28-10	@ Cleveland
9/15	W	41-37	PHILADELPHIA
9/21	W	27-16	@ Green Bay
9/28	L	24-26	WASHINGTON
10/5	W	31-22	CINCINNATI
10/12	L	24-30	@ Arizona (OT)
10/19	L	14-34	@ St. Louis
10/26	W	13-9	TAMPA BAY
11/2	L	14-35	@ N.Y. Giants
11/9			- Bye -
11/16	W	14-10	@ Washington
11/23	W	35-22	SAN FRANCISCO
11/27	W	34-9	SEATTLE
12/7	L	13-20	@ Pittsburgh
12/14	W	20-8	N.Y. GIANTS
12/20	L	24-33	BALTIMORE
12/28	L	6-44	@ Philadelphia

TEAM STATISTICS	DALLAS	OPP
FIRST DOWNS	291	276
Rushing	102	85
Passing	171	163
Penalty	18	28
Third Down-Made/Att	91/212	77/216
Third Down Efficiency	42.9	35.6
Fourth Down-Made/Att	7/12	8/14
TOTAL NET YARDS	5,512	4,709
Avg. Per Game	344.5	294.3
Total Plays	979	969
Avg. Per Play	5.6	4.9
NET YARDS RUSHING	1,723	1,706
Avg. Per Game	107.7	106.6
Total Rushes	401	402
Avg. Per Rush	4.3	4.2
NET YARDS PASSING	3,789	3,003
Avg. Per Game	236.8	187.7
Sacked/Yards Lost	31/199	59/374
Gross Yards	3,988	3,377
Attempts/Completions	547/328	508/308
Pct. of Completions	60.0	60.6
Had Intercepted	20	8
PUNTS/AVERAGE	78/43.4	74/44.3
Net Punting Average	36.4	39.0
PUNT RET./AVG.	37/6.4	37/10.5
KICKOFF RET./AVG.	70/22.2	71/21.3
INT./AVG. RET.	8/4.5	20/17.5
PENALTIES/YARDS	120/957	87/601
FUMBLE/BALL LOST	29/13	28/14
TOUCHDOWNS	43	36
Rushing	12	11
Passing	29	19
Returns	2	6
EXTRA POINTS/ATTEMPTS	42/42	33/33
TWO POINT CONV./ATTS.	0/1	0/2
FIELD GOALS/ATTEMPTS	20/22	38/44
AVG. TIME OF POSS.	30.00	30.00

SCORE BY QUARTERS	1	2	3	4	OT	T
COWBOYS	72	117	62	111	0	362
Opponents	79	109	67	104	6	365

RUSHING	ATT	YDS	AVG	LG	TD
Barber	238	885	3.7	35	7
Choice	92	472	5.1	38T	2
Jones, F.	30	266	8.9	60T	3
Romo	28	41	1.5	15	0
Owens	7	-33	4.7	8	0
Williams, R.E.	1	13	13.0	13	0
Crayton	1	11	11.0	11	0
Anderson	2	3	1.5	3	0
Johnson	2	-1	-0.5	0	0
COWBOYS	401	1,723	4.3	60T	12
Opp. Totals	402	1,706	4.2	82T	11

RECEIVING	NO	YDS	AVG	LG	TD
Witten	81	952	11.8	42	4
Owens	69	1,052	15.2	75T	10
Barber	52	417	8.0	70T	2
Crayton	39	550	14.1	55T	4
Choice	21	185	8.8	50	0
Bennett	20	283	14.2	37	4
Williams, R.E.	19	198	10.4	38	1
Austin	13	278	21.4	63	3
Curtis	8	32	4.0	8	0
Stanback	2	24	12.0	15	0
Jones, F.	2	10	5.0	7	0
Anderson	2	7	3.5	6	1
COWBOYS	328	3,988	12.2	75T	29
Opp. Totals	308	3,377	11.0	60	19

INTERCEPTIONS	NO	YDS	AVG	LG	TD
Newman	4	2	0.5	2	0
Jenkins	1	23	23.0	23T	1
Ellis	1	11	11.0	11	0
Henry	1	0	0.0	0	0
Hamlin	1	0	0.0	0	0
COWBOYS	8	36	4.5	23T	1
Opp. Totals	20	349	17.5	61	1

PUNTING	NO	YDS	AVG	TB	IN20	LG	BL	NET
Paulescu	53	2,213	41.8	5	14	70	0	35.2
McBriar	24	1,175	49.0	3	5	66	1	38.8
COWBOYS	77	3,388	43.4	8	19	70	1	36.4
Opp. Totals	73	3,281	44.3	8	20	65	1	39.0

PUNT RETURNS	NO	FC	YDS	AVG	LG	TD
Jones, A.	21	0	95	4.5	18	0
Crayton	15	9	143	9.5	33	0
Battle	1	0	0	0.0	0	0
COWBOYS	37	9	238	6.4	33	0
Opp. Totals	37	17	390	10.5	35	0

USUAL STARTERS			
WR	Terrell Owens	RE	Chns Canty
LT	Flozell Adams	NT	Jay Ratliff
LG	Cory Procter (11)	LE	Marcus Spears
C	Andre Gurode	SLB	Greg Ellis
RG	Leonard Davis	MLB	Bradie James
RT	Marc Colombo	JLB	Zach Thomas
TE	Jason Witten	WLB	DeMarcus Ware
WR	Patrick Crayton	LCB	Terence Newman (9)
QB	Tony Romo		Adam Jones (4)
RB	Manon Barber		Mike Jenkins (3)
FB	Deon Anderson	RCB	Anthony Henry
K	Nick Folk	SS	Keith Davis (8)
P	Sam Paulescu (10)	FS	Ken Hamlin
	Mat McBriar (6)		

Pro Bowlers in Bold

KICKOFF RETURNS	NO	YDS	AVG	LG	TD
Austin	29	624	21.5	36	0
Jones, F.	16	434	27.1	98T	1
Stanback	10	218	21.8	58	0
Jones, A.	7	155	22.1	41	0
Scandrick	4	81	20.3	25	0
Sprencer	1	18	18.0	18	0
Crayton	1	11	11.0	11	0
Anderson	1	9	9.0	9	0
Curtis	1	4	4.0	4	0
COWBOYS	70	1,554	22.2	98T	1
Opp. Totals	71	1,510	21.3	93T	1

FIELD GOALS	11-19	20-29	30-39	40-49	50+
Folk	0-0	1-1	7-8	10-11	2-2
COWBOYS	0-0	1-1	7-8	10-11	2-2
Opponents	0-0	9-9	16-16	11-14	2-5
Folk: (1);(51.47);(25.39);(36);(30);(37M,52);(46M);(38.45);(1);(48.41,47.42);(41);(44);(44.33);(1);(35);(37.42);(31);(42);(34.44,22);(36,38,33);(20,33,33,29);(41,31,40);(41);(54M,52.35);(36,35,51M,41);(41,46M);(1);(53M,23,22,35);(44,38,25);(45M,24,41);(34,47);(26,29,37,35);(40,50,41,40M).					

SCORING	TOR	TOP	TD	2PT	FG	PAT	S	TP
Folk	0	0	0	0	20/22	42/42	102	0
Owens	0	10	0	0	0/0	0/0	60	0
Barber	7	2	0	0	0/0	0/0	54	0
Witten	0	4	0	0	0/0	0/0	24	0
Crayton	0	4	0	0	0/0	0/0	24	0
Jones, F.	3	0	1a	0	0/0	0/0	24	0
Bennett	0	4	0	0	0/0	0/0	24	0
Austin	0	3	0	0	0/0	0/0	18	0
Choice	2	0	0	0	0/0	0/0	12	0
Anderson	0	1	0	0	0/0	0/0	6	0
Williams, R.E.	0	1	0	0	0/0	0/0	6	0
Jenkins	0	0	1b	0	0/0	0/0	6	0
Polk	0	0	0	0	0/0	0/0	1% 2	0
COWBOYS	12	29	2	0	20/22	42/42	362	0
Opp. Totals	17	4*	0	0	35/40	28/28	1*365	0

2-Pt. Conversions: Team 0-1, Opponents 0-2

a- F. Jones 98-yd kickoff return vs. Philadelphia (9/15)

b- M. Jenkins 23-yd interception return at N.Y. Giants (11/2)

% C. Polk blocked punt in end zone vs. San Francisco (11/23)

* C. Gocong 0-yd fumble recovery vs. Philadelphia (9/15)

J. Arrington 93-yd kickoff return at Arizona (10/12)

M. Beisel 3-yd blocked punt return at Arizona (10/12)

D. Townsend 25-yd interception return at Pittsburgh (12/7)

C. Clemons 73-yd fumble recovery at Philadelphia (12/28)

J. Hanson 96-yd fumble recovery at Philadelphia (12/28)

^ T. Romo fumble forced by M. Kiwanuka out of bounds in end zone vs. N.Y. Giants (12/14)

2009 ★ DALLAS COWBOYS STATISTICS ★ 2009

STAFF
PLAYERS
2010 SEASON
RECORDS
PLAYOFF RECORDS
2009 STATISTICS
SIDELINES

FIRST PLACE, NFC EAST HEAD COACH: WADE PHILLIPS

PRESEASON (2-2)

Date	W/L	Score	Opponent	Att.
8/13	L	10-31	@ Oakland	33,165
8/21	W	30-10	TENNESSEE	75,720
8/29	L	13-20	SAN FRANCISCO	72,171
9/4	W	35-31	@ Minnesota	62,334

REGULAR SEASON (11-5)

Date	W/L	Score	Opponent	Att.
9/13	W	34-21	@ Tampa Bay	63,806
9/20	L	31-33	N.Y. GIANTS	105,121
9/28	W	21-7	CAROLINA	90,588
10/4	L	10-17	@ Denver	76,440
10/11	W	26-20	@ Kansas City (OT)	71,214
10/18			- Bye -	
10/25	W	37-21	ATLANTA	81,521
11/1	W	37-17	SEATTLE	80,886
11/8	W	20-16	@ Philadelphia	69,144
11/15	L	7-17	@ Green Bay	70,894
11/22	W	7-6	WASHINGTON	85,277
11/26	W	24-7	OAKLAND	83,489
12/6	L	24-31	@ N.Y. Giants	79,244
12/13	L	17-20	SAN DIEGO	90,552
12/19	W	24-17	@ New Orleans	70,213
12/27	W	17-0	@ Washington	88,221
1/3	W	24-0	PHILADELPHIA	100,621

2009 NFC WILD CARD GAME

1/9/10	W	34-14	PHILADELPHIA	92,951
--------	---	-------	--------------	--------

2009 NFC DIVISIONAL PLAYOFF GAME

1/17/10	L	3-34	@ Minnesota	63,547
---------	---	------	-------------	--------

TEAM STATISTICS	DALLAS	OPP
FIRST DOWNS	335	286
Rushing	110	74
Passing	203	186
Penalty	22	26
Third Down-Made/Att.	82/202	70/200
Third Down Efficiency	40.6	35.0
Fourth Down-Made/Att.	4/11	6/12
TOTAL NET YARDS	6,390	5,045
Avg. Per Game	399.4	315.9
Total Plays	1,020	979
Avg. Per Play	6.3	5.2
NET YARDS RUSHING	2,103	1,448
Avg. Per Game	131.4	90.5
Total Rushes	436	365
Avg. Per Rush	4.8	4.0
NET YARDS PASSING	4,287	3,606
Avg. Per Game	267.9	225.4
Sacked/Yards Lost	34/196	42/268
Gross Yards	4,483	3,874
Attempts/Completions	550/347	572/344
Pct. of Completions	63.1	60.1
Had Intercepted	9	11
PUNTS/AVERAGE	72/45.1	92/44.2
Net Punting Average	39.9	37.8
PUNT RET./AVG.	39/10.9	38/8.3
KICKOFF RET./AVG.	47/22.0	47/20.6
INT./AVG. RET.	11/3.0	9/10.7
PENALTIES/YARDS	115/892	93/768
FUMBLES/BALL LOST	20/10	23/10
TOUCHDOWNS	43	28
Rushing	14	7
Passing	26	19
Returns	3	2
EXTRA POINTS/ATTEMPTS	41/41	28/28
TWO POINT CONV./ATTS.	1/1	0/0
FIELD GOALS/ATTEMPTS	20/31	18/26
AVG. TIME OF POSS.	32:04	27:56

SCORE BY QUARTERS

SCORE BY QUARTERS	1	2	3	4	OT	T
COWBOYS	71	98	80	106	6	361
Opponents	27	80	34	109	0	250

RUSHING	ATT	YDS	AVG	LG	TD	KICKOFF RETURNS	NO	YDS	AVG	LG	TD
Barber	214	932	4.4	35	7	Jones	30	678	22.6	41	0
Jones	116	685	5.9	56	3	Olgetree	8	166	20.8	32	0
Choice	64	349	5.5	66	3	Austin	7	157	22.4	29	0
Romo	35	105	3.0	17	1	Rossum	1	16	16.0	16	0
Crayton	4	28	7.0	20	0	Anderson	1	15	15.0	15	0
Olgetree	1	6	6.0	6	0	COWBOYS	47	1,032	22.0	41	0
Austin	2	-2	-1.0	11	0	Opp. Totals	47	967	20.6	67	0

COWBOYS	Opp. Totals	4-36	2,103	4.8	66	14
Opp. Totals	365	1,448	4.0	35	7	

RECEIVING	NO	YDS	AVG	LG	TD	FIELD GOALS	11-19	20-29	30-39	40-49	50+
Witten	94	1,030	11.0	69	2	Suisham	0-0	0-1	0-1	0-1	0-0
Austin	81	1,320	16.3	60	11	COWBOYS	1-1	6-7	6-8	6-13	1-2
Williams	38	596	15.7	66	7	Opponents	0-0	4-5	7-9	6-7	1-5
Crayton	37	622	16.8	80	5	Folk:	(51.22);(47);(40M,24.19);(49);(40,22.28);				
Barber	26	221	8.5	42	0	(38.46,34);(48M,40);(22.33);(38M);(46M);					
Jones	19	119	6.3	30	0	(36.49M);(34.57M,42M);(31.42M);					
Bennett	15	159	10.6	26	0	(44.24M);(-);(-)					
Choice	15	132	8.8	28	0	Suisham: (-);(-);(-);(-);(-);(-);(-);(-);(-);(-);(-);(-);					
Hurd	7	121	17.3	53	1	(-);(-);(23);(44.30M)					
Olgetree	7	96	13.7	21	0	Opponents:					
Phillips	7	62	8.9	23	0	(38B,46M);(30.28,29M,36.37);(1);(28);					
Anderson	1	5	5.0	5	0	(47.38,53M);(1);(43);(45.48,52);(52M,48);					
COWBOYS	347	4,483	12.9	80	26	(45.39M,31.50M);(1);(23);(29.34);(34);(1);					
Opp. Totals	324	3,651	11.3	74	19	(54M)					

INTERCEPTIONS	NO	YDS	AVG	LG	TD
Jenkins	5	0	0.0	0	0
Newman	3	36	12.0	27	1
Sensabaugh	1	0	0.0	0	0
Scandrick	1	0	0.0	0	0
Spencer	1	-3	-3.0	-3	0

COWBOYS	Opp. Totals	11	33	3.0	27
Opp. Totals	9	96	10.7	34	1

PUNTING	NO	YDS	AVG	TB	IN20	LG	BL	NET
McBriar	72	3,249	45.1	3	38	63	0	39.9
COWBOYS	72	3,249	45.1	3	38	63	0	39.9
Opp. Totals	92	4,064	44.2	8	36	69	0	37.8

PUNT RETURNS	NO	FC	YDS	AVG	LG	TD
Crayton	36	23	437	12.1	82	2
Newman	2	0	-11	-5.5	0	0
Olgetree	1	0	0	0.0	0	0

COWBOYS	Opp. Totals	39	22	426	10.9	82
Opp. Totals	38	23	314	8.3	79	1

USUAL STARTERS

WR Roy Williams (13)	RE Igor Olshansky (14)
LT Flozell Adams	NT Jay Ratliff (14)
LG Kyle Kosier	LE Marcus Spears (14)
C Andre Gurode	SLB Anthony Spencer
RG Leonard Davis	MLB Bradie James
RT Marc Colombo (9)	JLB Keth Brooking (14)
Doug Free (7)	WLB DeMarcus Ware (15)
TE Jason Witten	LCB Terence Newman
WR Miles Austin (8)	RCB Mike Jenkins (15)
Patrick Crayton (4)	SS G. Sensabaugh (15)
QB Tony Romo	FS Ken Hamlin (12)
RB Marion Barber (15)	P Alan Ball (3)
FB Deon Anderson (10)	P Mat McBriar
K Nick Folk (14)	

Pro Bowlers in Bold

PASSING	ATT	COMP	YDS	PCT	AVG	ATT	TD	PCT	TD	INT	PCT	INT	LG	SKS/YDS	RATING
Romo	550	347	4,483	63.1	8.2	26	4.7	9	1.6	80	34/196	97.6			
COWBOYS	550	347	4,483	63.1	8.2	26	4.7	9	1.6	80	34/196	97.6			
Opp. Totals	572	344	3,874	60.1	6.8	19	3.3	11	1.9	74	42/268	83.5			

Cowboys All-Time Results

All-Time Regular Season Record: 434-314-6

Playoff Record: 33-25

Preseason Record: 118-121-2

The Opponents

Arizona Cardinals (Dallas Leads Series 55-30-1)

Date	Site	Winner-Score	Att.
10/23/60	St. Louis	St. Louis, 10-12	23,128
11/5/61	Dallas	St. Louis, 17-31	20,500
12/10/61	St. Louis	St. Louis, 13-31	15,384
10/28/62	Dallas	St. Louis, 24-28	16,027
12/9/62	St. Louis	St. Louis, 20-52	14,201
9/14/63	Dallas	St. Louis, 7-34	36,432
12/15/63	St. Louis	Dallas, 28-24	12,695
9/12/64	Dallas	St. Louis, 6-16	36,605
10/25/64	St. Louis	Dallas, 31-13	28,253
10/4/65	St. Louis	St. Louis, 13-20	32,034
12/11/65	Dallas	Dallas, 27-13	38,499
10/16/66	St. Louis	Tie, 10-10	50,673
12/4/66	St. Louis	Dallas, 31-17	76,965
11/23/67	Dallas	Dallas, 46-21	68,787
10/6/68	St. Louis	Dallas, 27-10	48,296
9/21/69	Dallas	Dallas, 24-3	62,134
10/4/70	St. Louis	St. Louis, 7-20	50,780
11/16/70	Dallas	St. Louis, 0-38	69,323
11/7/71	St. Louis	Dallas, 16-13	50,486
12/18/71	Dallas	Dallas, 31-12	66,672
11/12/72	Dallas	Dallas, 33-24	65,218
12/3/72	St. Louis	Dallas, 27-6	49,787
9/30/73	Dallas	Dallas, 45-10	64,729
12/16/73	St. Louis	Dallas, 30-3	43,946
10/13/74	St. Louis	St. Louis, 28-31	49,885
11/3/74	Dallas	Dallas, 17-14	64,146
9/28/75	Dallas	Dallas, 37-31 (OT)	52,417
12/7/75	St. Louis	St. Louis, 17-31	49,701
10/17/76	St. Louis	St. Louis, 17-21	50,317
11/25/76	Dallas	Dallas, 19-14	62,498
10/9/77	St. Louis	Dallas, 30-24	50,129
11/14/77	Dallas	St. Louis, 17-24	64,038
9/24/78	Dallas	Dallas, 21-12	62,760
10/15/78	St. Louis	Dallas, 24-21 (OT)	48,991
9/2/79	St. Louis	Dallas, 22-21	50,855
10/21/79	Dallas	Dallas, 22-13	64,300
11/2/80	St. Louis	Dallas, 27-24	50,701
11/16/80	Dallas	Dallas, 31-21	52,567
9/13/81	Dallas	Dallas, 30-17	63,602
10/14/81	St. Louis	St. Louis, 17-20	49,777
9/19/82	St. Louis	Dallas, 24-7	50,705
9/11/83	St. Louis	Dallas, 34-17	48,532
11/24/83	Dallas	Dallas, 35-17	60,764
10/7/84	Dallas	St. Louis, 20-31	61,438
11/11/84	St. Louis	Dallas, 24-17	48,721
11/4/85	St. Louis	St. Louis, 10-21	49,347
11/28/85	Dallas	Dallas, 35-17	54,125
9/29/86	St. Louis	Dallas, 31-7	49,077
10/26/86	Dallas	Dallas, 37-6	60,756
9/13/87	St. Louis	St. Louis, 13-24	47,241
12/27/87	Dallas	Dallas, 21-16	36,788
12/18/88	Phoenix	Dallas, 17-14	67,139
10/30/88	Dallas	Phoenix, 10-16	42,196
10/29/89	Dallas	Phoenix, 10-19	44,431
11/12/89	Phoenix	Phoenix, 20-24	49,657
10/14/90	Phoenix	Phoenix, 3-20	45,235
12/16/90	Dallas	Dallas, 41-10	60,190
9/22/91	Phoenix	Dallas, 17-9	68,814
11/3/91	Dallas	Dallas, 27-7	61,900
9/20/92	Dallas	Dallas, 31-20	62,575
11/22/92	Phoenix	Dallas, 16-10	72,439
9/19/93	Phoenix	Dallas, 17-10	73,025
11/14/93	Dallas	Dallas, 20-15	64,224
10/9/94	Dallas	Dallas, 38-3	64,518
10/23/94	Arizona	Dallas, 28-21	71,023
9/24/95	Dallas	Dallas, 34-20	64,560
12/25/95	Arizona	Dallas, 37-13	72,394

10/13/96	Dallas	Dallas, 17-3	64,096
12/8/96	Arizona	Dallas, 10-6	70,763
9/7/97	Arizona	Arizona, 22-25 (OT)	71,578
11/9/97	Dallas	Dallas, 24-6	64,302
9/6/98	Dallas	Dallas, 38-10	63,602
11/15/98	Arizona	Dallas, 35-28	69,923
1/2/99*	Dallas	Arizona, 7-20	62,969
10/3/99	Dallas	Dallas, 35-7	64,169
11/21/99	Arizona	Arizona, 9-13	72,015
9/10/00	Arizona	Arizona, 31-32	66,009
10/22/00	Dallas	Dallas, 48-7	62,981
10/28/01	Dallas	Dallas, 17-3	63,114
12/23/01	Arizona	Arizona, 10-17	48,883
10/20/02	Arizona	Arizona, 6-9 (OT)	59,702
10/5/03	Dallas	Dallas, 24-7	63,601
10/30/05	Dallas	Dallas, 34-13	62,068
11/12/06	Arizona	Dallas, 27-10	63,926
10/12/08	Arizona	Arizona, 24-30(OT)	64,389
12/25/10	Arizona	Arizona, 26-27	66,971

2011 Dec. 4 at Arizona

*NFC Wild Card Game

ARIZONA CARDINALS

2011 Schedule

9/11	Carolina
9/18	at Washington
9/25	at Seattle
10/2	N.Y. Giants
10/9	at Minnesota
10/16	Bye
10/23	Pittsburgh
10/30	at Baltimore
11/6	St. Louis
11/13	at Philadelphia
11/20	at San Francisco
11/27	at St. Louis
12/4	Dallas
12/11	San Francisco
12/18	Cleveland
12/24	at Cincinnati (Sat)
1/1/12	Seattle

2010 Results (5-11)

W	at St. Louis	17-13
L	at Atlanta	7-41
W	Oakland	24-23
L	at San Diego	10-41
W	New Orleans	30-20
L	at Seattle	10-22
L	Tampa Bay	35-38
L	at Minnesota (OT)	24-27
L	Seattle	18-36
L	at Kansas City	13-31
L	San Francisco (Mon)	6-27
L	St. Louis	6-19
W	Denver	43-13
L	at Carolina	12-19
W	Dallas (Sat)	27-26
L	at San Francisco	7-38

Atlanta Falcons

(Dallas Leads Series, 16-8)

Date	Site	Winner-Score	Att.
10/2/66	Atlanta	Dallas, 47-14	56,990
11/5/67	Dallas	Dallas, 37-7	54,751
10/12/69	Atlanta	Dallas, 24-17	54,833
10/11/70	Dallas	Dallas, 13-0	53,611
9/15/74	Atlanta	Dallas, 24-0	52,322
11/21/76	Atlanta	Atlanta, 10-17	54,972
12/30/78*	Dallas	Dallas, 27-20	60,388
1/4/81*	Atlanta	Dallas, 30-27	60,022
10/27/85	Dallas	Dallas, 24-10	57,941
9/21/86	Dallas	Atlanta, 35-37	62,880
12/6/87	Dallas	Atlanta, 10-21	40,103
9/25/88	Dallas	Dallas, 26-20	39,702
9/17/89	Atlanta	Atlanta, 21-27	55,285
12/30/90	Atlanta	Atlanta, 7-26	50,097
12/22/91	Dallas	Dallas, 31-27	60,962
12/21/92	Atlanta	Dallas, 41-17	67,036
11/21/93	Atlanta	Atlanta, 14-27	67,337
10/29/95	Atlanta	Dallas, 28-13	70,089
10/20/96	Dallas	Dallas, 32-28	64,091
9/20/99	Dallas	Dallas, 24-7	63,663
11/11/01	Atlanta	Atlanta, 13-20	69,101
9/7/03	Dallas	Atlanta, 13-27	64,104
12/16/06	Atlanta	Dallas, 38-28	71,102
10/25/09	Dallas	Dallas, 37-21	81,521

*NFC Divisional Playoffs

ATLANTA FALCONS

2011 Schedule

9/11	at Chicago
9/18	Philadelphia
9/25	at Tampa Bay
10/2	at Seattle
10/9	Green Bay
10/16	Carolina
10/23	at Detroit
10/30	Bye
11/6	at Indianapolis
11/13	New Orleans
11/20	Tennessee
11/27	Minnesota
12/4	at Houston
12/11	at Carolina
12/15	Jacksonville (Thurs)
12/26	at New Orleans (Mon)
1/1/12	Tampa Bay

2010 Results (13-3)

L	at Pittsburgh (OT)	9-15
W	Arizona	41-7
W	at New Orleans (OT)	27-24
W	San Francisco	16-14
W	at Cleveland	20-10
L	at Philadelphia	17-31
W	Cincinnati	39-32
W	W Tampa Bay	27-21
W	Baltimore (Thur)	26-21
W	at St. Louis	34-17
W	Green Bay	20-17
W	at Tampa Bay	28-24
W	at Carolina	31-10
W	at Seattle	34-18
L	New Orleans (Mon)	14-17
W	Carolina	31-10

Baltimore Ravens
(Baltimore Leads Series 3-0)

Date	Site	Winner-Score	Att.
11/19/00	Baltimore	Baltimore, 0-27	69,416
11/21/04	Baltimore	Baltimore 10-30	69,924
12/20/08	Dallas	Baltimore, 24-33	63,800

BALTIMORE RAVENS

2011 Schedule

9/11	Pittsburgh
9/18	at Tennessee
9/25	at St. Louis
10/2	N.Y. Jets
10/9	Bye
10/16	Houston
10/24	at Jacksonville (Mon)
10/30	Arizona
11/6	at Pittsburgh
11/13	at Seattle
11/20	Cincinnati
11/24	San Francisco (Thurs)
12/4	at Cleveland
12/11	Indianapolis
12/18	at San Diego
12/24	Cleveland (Sat)
1/1/12	at Cincinnati

2010 Results (12-4)

L	at N.Y. Jets (Mon)	10-9
W	at Cincinnati	10-15
W	Cleveland	24-17
W	at Pittsburgh	17-14
W	Denver	31-17
L	at New England (OT)	20-23
W	Buffalo (OT)	37-34
W	Miami	26-10
L	at Atlanta (Thur)	21-26
W	at Carolina	37-13
W	Tampa Bay	17-10
W	Pittsburgh (OT)	10-13
W	at Houston (M) (OT)	34-28
W	New Orleans	30-24
W	at Cleveland	20-10
W	Cincinnati	13-7

Buffalo Bills
(Dallas Leads Series, 7-3)

Date	Site	Winner-Score	Att.
9/19/71	Buffalo	Dallas, 49-37	46,206
11/15/76	Dallas	Dallas, 17-10	51,779
11/9/81	Dallas	Dallas, 27-14	62,583
11/18/84	Buffalo	Buffalo, 3-14	74,391
1/31/93*	Pasadena	Dallas, 52-17	98,374
9/12/93	Dallas	Buffalo, 10-13	63,226
1/30/94**	Atlanta	Dallas, 30-13	72,817
9/22/96	Buffalo	Buffalo, 7-10	78,095
11/9/03	Dallas	Dallas, 10-6	63,770
10/8/07	Buffalo	Dallas, 25-24	71,575

2011 Nov. 13 at Dallas
 *Super Bowl XXVII, Jan. 31, 1993
 **Super Bowl XXVIII, Jan. 30, 1994

BUFFALO BILLS

2011 Schedule

9/11	at Kansas City
9/18	Oakland
9/25	New England
10/2	at Cincinnati
10/9	Philadelphia
10/16	at N.Y. Giants
10/23	Bye
10/30	Washington (Toronto)
11/6	N.Y. Jets
11/13	at Dallas
11/20	at Miami
11/27	at N.Y. Jets
12/4	Tennessee
12/11	at San Diego
12/18	Miami
12/24	Denver (Sat)
1/1/12	at New England

2010 Results (4-12)

L	Miami	10-15
L	at Green Bay	7-34
L	at New England	30-38
L	N.Y. Jets	14-38
L	Jacksonville	26-36
L	at Baltimore (OT)	34-37
L	at Kansas City (OT)	10-13
L	Chicago	19-22
W	Detroit	14-12
W	at Cincinnati	49-31
L	Pittsburgh	16-19
L	at Minnesota	14-38
W	Cleveland	13-6
W	at Miami	17-14
L	New England	3-34
L	at N.Y. Jets	7-38

Carolina Panthers
(Dallas Leads Series, 8-3)

Date	Site	Winner-Score	Att.
1/5/97*	Carolina	Carolina, 17-26	72,808
12/8/97	Dallas	Carolina, 13-23	63,251
10/11/98	Dallas	Dallas, 27-20	64,181
10/11/00	Carolina	Dallas, 16-13 (OT)	73,310
10/13/02	Dallas	Dallas, 14-13	61,733
11/23/03	Dallas	Dallas, 24-20	63,871
1/3/04**	Carolina	Carolina, 10-29	73,014
12/24/05	Carolina	Dallas, 24-20	73,436
10/29/06	Carolina	Dallas, 35-14	73,682
12/22/07	Carolina	Dallas, 20-13	73,860
9/28/09	Dallas	Dallas, 21-7	90,588

*NFC Divisional Playoffs
 **NFC Wild Card Playoffs

CAROLINA PANTHERS

2011 Schedule

9/11	at Arizona
9/18	Green Bay
9/25	Jacksonville
10/2	at Chicago
10/9	New Orleans
10/16	at Atlanta
10/23	Washington
10/30	Minnesota
11/6	Bye
11/13	Tennessee
11/20	at Detroit
11/27	at Indianapolis
12/4	at Tampa Bay
12/11	Atlanta
12/18	at Houston
12/24	Tampa Bay (Sat)
1/1/12	at New Orleans

2010 Results (2-14)

L	at N.Y. Giants	18-31
L	Tampa Bay	7-20
L	Cincinnati	7-20
L	at New Orleans	14-16
L	Chicago	6-23
W	San Francisco	23-20
L	at St. Louis	10-20
L	New Orleans	3-34
L	at Tampa Bay	16-31
L	Baltimore	13-37
L	at Cleveland	23-4
L	at Seattle	14-31
L	Atlanta	10-31
W	Arizona	19-12
L	at Pittsburgh (Thurs)	3-27
L	at Atlanta	10-31

Chicago Bears
(Dallas Leads Series, 13-9)

Date	Site	Winner-Score	Att.
11/27/60	Chicago	Chicago, 7-17	39,951
11/18/62	Dallas	Chicago, 33-34	12,692
11/1/64	Chicago	Dallas, 24-10	47,527
11/24/68	Chicago	Dallas, 34-3	46,667
10/31/71	Chicago	Chicago, 19-23	55,049
9/16/73	Chicago	Dallas, 20-17	55,701
10/24/76	Dallas	Dallas, 31-21	61,346
12/26/77*	Dallas	Dallas, 37-7	62,920
9/16/79	Dallas	Dallas, 24-20	64,056
11/25/81	Dallas	Dallas, 10-9	63,499
9/30/84	Chicago	Dallas, 23-14	63,623
11/17/85	Dallas	Chicago, 0-44	63,855
12/21/86	Dallas	Chicago, 10-24	57,256
10/16/88	Chicago	Chicago, 7-17	64,759
12/29/91**	Chicago	Dallas, 17-13	62,594
12/27/92	Dallas	Dallas, 27-14	63,101
9/2/96	Chicago	Chicago, 6-22	63,076
9/28/97	Dallas	Dallas, 27-3	64,082
10/18/98	Chicago	Chicago, 12-13	59,201
11/25/04	Dallas	Dallas, 21-7	64,026
9/23/07	Chicago	Dallas, 34-10	62,099
9/19/10	Dallas	Chicago, 20-27	85,168

*NFC Divisional Playoffs
 **NFC First-Round Playoffs

CHICAGO BEARS

2011 Schedule

9/11	Atlanta
9/18	at New Orleans
9/25	Green Bay
10/2	Carolina
10/10	at Detroit (Mon)
10/16	Minnesota
10/23	Tampa Bay (London)
10/30	Bye
11/7	at Philadelphia (Mon)
11/13	Detroit
11/20	San Diego
11/27	at Oakland
12/4	Kansas City
12/11	at Denver
12/18	Seattle
12/25	at Green Bay
1/1/12	at Minnesota

2010 Results (11-5)

W	Detroit	19-14
W	at Dallas	27-20
W	Green Bay (Mon)	20-17
L	at N.Y. Giants	3-147
W	at Carolina	23-6
L	Seattle	20-23
L	Washington	14-17
W	at Buffalo	22-19
W	Minnesota	27-13
W	at Miami (Thur)	16-0
W	Philadelphia	31-26
W	at Detroit	24-20
L	New England	7-36
W	at Minnesota (Mon)	40-14
W	N.Y. Jets	38-34
L	at Green Bay	3-10

Cincinnati Bengals

(Dallas Leads Series, 6-4)

Date	Site	Winner-Score	Att.
11/4/73	Dallas	Dallas, 38-10	58,802
9/30/79	Dallas	Dallas, 38-13	63,179
12/8/85	Cincinnati	Cincinnati, 24-50	56,936
11/20/88	Dallas	Cincinnati, 24-38	37,865
10/13/91	Dallas	Dallas, 35-23	63,275
10/30/94	Cincinnati	Dallas, 23-20	57,096
12/14/97	Cincinnati	Cincinnati, 24-31	60,043
11/12/00	Dallas	Dallas, 23-6	62,170
11/7/04	Cincinnati	Cincinnati, 3-26	65,721
10/5/08	Dallas	Dallas, 31-22	62,655

CINCINNATI BENGALS

2011 Schedule		2010 Results (4-12)	
9/11	at Cleveland	L	at New England 24-38
9/18	at Denver	W	Baltimore 15-10
9/25	San Francisco	W	at Carolina 20-7
10/2	Buffalo	L	at Cleveland 20-23
10/9	at Jacksonville	L	Tampa Bay 21-24
10/16	Indianapolis	L	at Atlanta 32-39
10/23	Bye	L	Miami 14-22
10/30	at Seattle	L	Pittsburgh (Mon) 21-27
11/6	at Tennessee	L	at Indianapolis 17-23
11/13	Pittsburgh	L	Buffalo 31-49
11/20	at Baltimore	L	at N.Y. Jets (Thur) 10-26
11/27	Cleveland	L	New Orleans 34-30
12/4	at Pittsburgh	L	at Pittsburgh 7-23
12/11	Houston	W	Cleveland 19-17
12/18	at St. Louis	W	San Diego 34-20
12/24	Arizona (Sat)	L	at Baltimore 7-13
1/1/12	Baltimore		

Cleveland Browns

(Cleveland Leads Series, 17-12)

Date	Site	Winner-Score	Att.
10/16/60	Dallas	Cleveland, 7-48	28,500
10/1/61	Cleveland	Cleveland, 7-25	43,638
12/3/61	Dallas	Cleveland, 17-38	23,500
10/7/62	Cleveland	Cleveland, 10-19	40,040
12/2/62	Dallas	Dallas, 45-21	24,226
9/22/63	Dallas	Cleveland, 24-41	28,710
11/24/63	Cleveland	Cleveland, 17-27	55,096
10/4/64	Cleveland	Cleveland, 6-27	72,062
10/18/64	Dallas	Cleveland, 16-20	37,456
10/17/65	Cleveland	Cleveland, 17-23	80,451
11/21/65	Dallas	Cleveland, 17-24	76,251
10/23/66	Cleveland	Cleveland, 21-30	84,721
11/24/66	Dallas	Dallas, 26-14	80,259
9/17/67	Cleveland	Dallas, 21-14	81,039
12/24/67*	Dallas	Dallas, 52-14	70,786
9/22/68	Dallas	Dallas, 28-7	68,733
12/21/68*	Cleveland	Cleveland, 20-31	81,497
11/2/69	Cleveland	Cleveland, 10-42	84,850
12/28/69*	Dallas	Cleveland, 14-38	69,321
12/12/70	Cleveland	Dallas, 6-2	75,458
12/7/74	Dallas	Dallas, 41-17	48,754
9/24/79	Cleveland	Cleveland, 7-26	80,123
11/25/82	Dallas	Dallas, 31-14	46,267
9/22/85	Dallas	Dallas, 20-7	61,456
12/4/88	Cleveland	Cleveland, 21-24	77,683
9/1/91	Cleveland	Dallas, 26-14	78,860
12/10/94	Dallas	Cleveland, 14-19	64,826
9/19/04	Dallas	Dallas, 19-12	63,119
9/7/08	Cleveland	Dallas, 28-10	73,012

*Eastern Conference Championship Game

CLEVELAND BROWNS

2011 Schedule		2010 Results (5-11)	
9/11	Cincinnati	L	at Tampa Bay 14-17
9/18	at Indianapolis	L	Kansas City 14-16
9/25	Miami	L	at Baltimore 17-24
10/2	Tennessee	W	Cincinnati 23-20
10/9	Bye	L	Atlanta 10-20
10/16	at Oakland	L	at Pittsburgh 10-28
10/23	Seattle	W	at New Orleans 30-17
10/30	at San Francisco	W	New England 34-14
11/6	at Houston	L	N.Y. Jets (OT) 20-26
11/13	St. Louis	L	at Jacksonville 20-24
11/20	Jacksonville	W	Carolina 24-23
11/27	at Cincinnati	W	at Miami 13-10
12/4	Baltimore	L	at Buffalo 6-13
12/8	at Pittsburgh (Thurs)	L	at Cincinnati 17-19
12/18	at Arizona	L	Baltimore 10-20
12/24	at Baltimore (Sat)	L	Pittsburgh 9-41
1/1/12	Pittsburgh		

Denver Broncos

(Denver Leads Series, 6-5)

Date	Site	Winner-Score	Att.
12/2/73	Denver	Dallas, 22-10	51,706
11/28/77	Dallas	Dallas, 14-6	63,752
1/15/78*	New Orleans	Dallas, 27-10	76,400
9/14/80	Denver	Denver, 20-41	74,919
10/5/86	Denver	Denver, 14-29	76,082
12/6/92	Denver	Dallas, 31-27	74,946
9/10/95	Dallas	Dallas, 31-21	64,578
9/13/98	Denver	Denver, 23-42	75,013
11/22/01	Dallas	Denver, 24-26	64,104
11/24/05	Dallas	Denver, 21-24 (OT)	63,273
10/4/09	Denver	Denver, 10-17	76,440

*Super Bowl XII, Jan. 15, 1978

DENVER BRONCOS

2011 Schedule		2010 Results (4-12)	
9/12	Oakland (Mon)	L	at Jacksonville 17-24
9/18	Cincinnati	W	Seattle 31-14
9/25	at Tennessee	L	Indianapolis 13-27
10/2	at Green Bay	W	at Tennessee 26-20
10/9	San Diego	L	at Baltimore 17-31
10/16	Bye	L	N.Y. Jets 20-24
10/23	at Miami	L	Oakland 14-59
10/30	Detroit	L	at San Francisco 16-24
11/6	at Oakland	W	Kansas City 49-29
11/13	at Kansas City	W	at San Diego (Mon) 14-35
11/17	N.Y. Jets (Thurs)	L	St. Louis 33-36
11/27	at San Diego	L	at Kansas City 6-10
12/4	at Minnesota	L	at Arizona 13-43
12/11	Chicago	L	at Oakland 23-39
12/18	New England	W	Houston 24-23
12/24	at Buffalo (Sat)	L	San Diego 28-33
1/1/12	Kansas City		

Detroit Lions

(Dallas Leads Series 13-10)

Date	Site	Winner-Score	Att.
12/1/60	Detroit	Detroit, 14-23	43,272
10/13/63	Dallas	Dallas, 17-14	27,262
9/15/68	Dallas	Dallas, 59-13	61,382
12/26/70*	Dallas	Dallas, 5-0	73,167
10/30/72	Dallas	Dallas, 28-24	65,378
10/6/75	Detroit	Dallas, 36-10	79,784
10/30/77	Dallas	Dallas, 37-0	63,160
11/15/81	Detroit	Detroit, 24-27	79,694
9/15/85	Detroit	Detroit, 21-26	72,985
9/14/86	Detroit	Dallas, 31-7	73,812
11/8/87	Detroit	Detroit, 17-27	45,325
10/27/91	Detroit	Detroit, 10-34	74,906
1/5/92*	Detroit	Detroit, 6-38	78,290
11/8/92	Detroit	Dallas, 37-3	74,816
9/19/94	Dallas	Detroit, 17-20 (OT)	64,102
1/6/02	Detroit	Detroit, 10-15	77,512
11/3/02	Detroit	Detroit, 7-9	61,789
10/19/03	Detroit	Dallas, 38-7	61,160
10/31/04	Dallas	Dallas, 31-21	63,616
11/20/05	Dallas	Dallas, 20-9	62,670
12/31/06	Dallas	Detroit, 31-39	63,008
12/9/07	Detroit	Dallas, 28-27	62,759
11/21/10	Dallas	Dallas, 35-19	81,261

2011 Oct. 2 at Dallas

*NFC Divisional Playoffs

DETROIT LIONS

2011 Schedule		2010 Results (6-10)	
9/11	at Tampa Bay	L	at Chicago 14-19
9/18	Kansas City	L	Philadelphia 32-35
9/25	at Minnesota	L	at Minnesota 10-24
10/2	at Dallas	L	at Green Bay 26-28
10/9	Chicago	W	St. Louis 44-6
10/16	San Francisco	L	at N.Y. Giants 20-28
10/23	Atlanta	W	Washington 37-25
10/30	at Denver	L	N.Y. Jets (OT) 20-23
11/6	Bye	L	at Buffalo 12-14
11/13	at Chicago	L	at Dallas 19-35
11/20	Carolina	L	New England (Thur) 24-45
11/24	Green Bay (Thurs)	L	Chicago 20-24
12/4	at New Orleans	W	Green Bay 7-3
12/11	Minnesota	W	at Tampa Bay (OT) 23-20
12/18	at Oakland	W	at Miami 34-27
12/24	San Diego (Sat)	W	Minnesota 20-13
1/1/12	Green Bay		

KANSAS CITY CHIEFS

2011 Schedule		2010 Results (10-6)	
9/11	Buffalo	W	San Diego 21-14
9/18	at Detroit	W	at Cleveland 16-14
9/25	at San Diego	W	San Francisco 31-10
10/2	Minnesota	L	at Indianapolis 9-9
10/9	at Indianapolis	L	at Houston 31-35
10/16	Bye	W	Jacksonville 42-20
10/23	at Oakland	W	Buffalo (OT) 13-10
10/31	San Diego (Mon)	L	at Oakland (OT) 20-23
11/6	Miami	L	at Denver 29-49
11/13	Denver	W	Arizona 31-13
11/21	at New England (Mon)	W	at Seattle 42-24
11/27	Pittsburgh	W	Denver 10-6
12/4	at Chicago	L	at San Diego 0-31
12/11	at N.Y. Jets	W	at St. Louis 27-13
12/18	Green Bay	W	Tennessee 34-14
12/24	Oakland (Sat)	L	Oakland 10-31
1/1/12	Denver		

**Miami Dolphins
(Miami Leads Series, 7-4)**

Date	Site	Winner-Score	Att.
1/16/72*	New Orleans	Dallas, 24-3	81,035
11/22/73	Dallas	Miami, 7-14	64,100
11/5/78	Miami	Miami, 16-23	69,414
10/25/81	Dallas	Dallas, 28-27	64,221
12/17/84	Miami	Miami, 21-28	74,139
11/22/87	Dallas	Miami, 14-20	56,519
11/19/89	Dallas	Miami, 14-17	56,044
11/25/93	Dallas	Miami, 14-16	60,198
10/27/96	Miami	Dallas, 29-10	75,283
11/25/99	Dallas	Dallas, 20-0	64,328
11/27/03	Dallas	Miami, 21-40	64,101
9/16/07	Miami	Dallas, 37-20	71,615

2011 Nov. 24 at Dallas
*Super Bowl VI, Jan. 16, 1972

MIAMI DOLPHINS

2011 Schedule		2010 Results (7-9)	
9/12	New England (Mon)	W	at Buffalo 15-10
9/18	Houston	W	at Minnesota 14-10
9/25	at Cleveland	L	N.Y. Jets 23-31
10/2	at San Diego	L	New England (Mon) 14-41
10/9	Bye	W	at Green Bay (OT) 23-20
10/17	at N.Y. Jets (Mon)	L	Pittsburgh 22-23
10/23	Denver	W	at Cincinnati 22-14
10/30	at N.Y. Giants	L	at Baltimore 10-26
11/6	at Kansas City	W	Tennessee 29-17
11/13	Washington	L	Chicago (Thur) 0-16
11/20	Buffalo	W	at Oakland 33-17
11/24	at Dallas (Thurs)	L	Cleveland 10-13
12/4	Oakland	W	at N.Y. Jets 10-6
12/11	Philadelphia	L	Buffalo 14-17
12/18	at Buffalo	L	Detroit 27-34
12/24	at New England (Sat)	L	at New England 7-38
1/1/12	N.Y. Jets		

**Minnesota Vikings
(Series tied, 14-14)**

Date	Site	Winner-Score	Att.
9/24/61	Dallas	Dallas, 21-7	20,500
10/8/61	Minnesota	Dallas, 28-0	33,070
9/25/66	Dallas	Dallas, 28-17	64,116
10/20/68	Dallas	Dallas, 20-7	47,644
10/18/70	Minnesota	Minnesota, 13-54	47,900
12/25/71*	Minnesota	Dallas, 20-12	49,100
12/30/73**	Dallas	Minnesota, 10-27	64,524
10/6/74	Dallas	Minnesota, 21-23	57,847
12/28/75*	Minnesota	Dallas, 17-14	48,341
9/18/77	Minnesota	Dallas, 16-10 (OT)	47,678
1/1/78**	Dallas	Dallas, 23-6	61,968
10/26/78	Dallas	Minnesota, 10-21	61,848
10/7/79	Minnesota	Dallas, 36-20	47,572
1/3/83	Minnesota	Minnesota, 27-31	60,007
10/2/83	Minnesota	Dallas, 37-24	60,774
11/26/87	Dallas	Minnesota, 38-44 (OT)	54,229
11/13/88	Dallas	Minnesota, 3-43	57,830
12/12/93	Minnesota	Dallas, 37-20	63,321
9/17/95	Minnesota	Dallas, 23-17 (OT)	60,088
12/28/96S	Dallas	Dallas, 40-15	64,682
11/26/98	Dallas	Minnesota, 36-46	64,366

11/8/99	Minnesota	Minnesota, 17-27	64,111
1/9/00S	Minnesota	Minnesota, 10-27	64,056
11/23/00	Dallas	Minnesota, 15-27	63,678
9/12/04	Minnesota	Minnesota, 17-35	64,105
10/21/07	Dallas	Dallas, 24-14	63,432
1/17/10*	Minnesota	Minnesota, 3-34	63,547
10/17/10	Minnesota	Minnesota, 21-24	64,120

SNFC Wild Card Game
*NFC Divisional Playoff Game
**NFC Championship Game

MINNESOTA VIKINGS

2011 Schedule		2010 Results (6-10)	
9/11	at San Diego	L	at New Orleans (Thur) 9-14
9/18	Tampa Bay	L	Miami 10-14
9/25	Detroit	W	Detroit 24-10
10/2	at Kansas City	L	at N.Y. Jets (Mon) 20-29
10/9	Arizona	W	Dallas 24-21
10/16	at Chicago	L	at Green Bay 24-28
10/23	Green Bay	L	at New England 18-28
10/30	at Carolina	W	Arizona (OT) 27-24
11/6	Bye	L	at Chicago 13-27
11/14	at Green Bay (Mon)	L	Green Bay 3-31
11/20	Oakland	W	at Washington 17-13
11/27	at Atlanta	W	Buffalo 38-14
12/4	Denver	L	N.Y. Giants 3-21
12/11	at Detroit	L	Chicago (Mon) 14-40
12/18	New Orleans	L	at Philadelphia 24-14
12/24	at Washington (Sat)	L	at Detroit 13-20
1/1/12	Chicago		

**New England Patriots
(Dallas Leads Series, 7-3)**

Date	Site	Winner-Score	Att.
10/24/71	Dallas	Dallas, 44-21	65,708
11/16/75	New England	Dallas, 34-31	60,905
12/3/78	Dallas	Dallas, 17-10	63,263
9/21/81	New England	Dallas, 35-21	60,311
11/22/84	Dallas	Dallas, 20-17	55,341
11/15/87	New England	Dallas, 23-17 (OT)	60,567
12/1/89	Dallas	Dallas, 12-6	64,578
12/5/99	New England	New England, 6-13	58,444
11/16/03	New England	New England, 0-12	68,436
10/14/07	Dallas	New England, 27-48	63,984

2011 Oct. 16 at New England

NEW ENGLAND PATRIOTS

2011 Schedule		2010 Results (14-2)	
9/12	at Miami (Mon)	W	Cincinnati 38-24
9/18	San Diego	L	at N.Y. Jets 14-28
9/25	at Buffalo	W	Buffalo 38-30
10/2	at Oakland	W	at Miami (Mon) 41-14
10/9	N.Y. Jets	W	Baltimore (OT) 23-20
10/16	Dallas	W	at San Diego 23-20
10/23	Bye	W	Minnesota 28-18
10/30	at Pittsburgh	L	at Cleveland 14-34
11/6	N.Y. Giants	W	at Pittsburgh 39-26
11/13	at N.Y. Jets	W	Indianapolis 31-28
11/21	Kansas City (Mon)	W	at Detroit (Thur) 45-24
11/27	at Philadelphia	W	N.Y. Jets (Mon) 45-3
12/4	Indianapolis	W	at Chicago 36-7
12/11	at Washington	W	Green Bay 31-27
12/18	at Denver	W	at Buffalo 34-3
12/24	Miami (Sat)	W	Miami 38-7
1/1/12	Buffalo		

**New Orleans Saints
(Dallas Leads Series, 15-9)**

Date	Site	Winner-Score	Att.
10/15/67	Dallas	Dallas, 14-10	52,562
11/12/67	New Orleans	Dallas, 27-10	83,437
11/3/68	New Orleans	Dallas, 17-7	84,728
9/28/69	New Orleans	Dallas, 21-17	79,567
11/9/69	Dallas	Dallas, 33-17	68,282
10/17/71	New Orleans	New Orleans, 14-24	83,088
9/24/73	Dallas	Dallas, 40-3	53,972
9/19/76	New Orleans	Dallas, 24-6	61,413
11/19/78	Dallas	Dallas, 27-7	57,920
12/19/82	Dallas	Dallas, 21-7	64,506
9/25/83	Dallas	Dallas, 21-20	62,136
10/21/84	Dallas	Dallas, 30-27 (OT)	50,966
10/3/88	New Orleans	New Orleans, 17-20	68,474
9/10/89	New Orleans	New Orleans, 0-28	66,977

12/2/90	Dallas	Dallas, 17-13	60,087
12/8/91	Dallas	Dallas, 23-14	64,530
12/19/94	New Orleans	Dallas, 24-16	67,323
12/6/98	New Orleans	New Orleans, 3-22	65,065
12/24/99	New Orleans	New Orleans, 24-31	47,835
12/28/03	New Orleans	New Orleans, 7-13	68,451
12/12/04	Dallas	New Orleans, 13-27	64,056
12/10/06	Dallas	New Orleans, 17-42	63,722
12/19/09	New Orleans	Dallas, 24-17	70,213
11/25/10	Dallas	New Orleans, 27-30	93,985

NEW ORLEANS SAINTS

2011 Schedule

9/8	at Green Bay (Thurs)
9/18	Chicago
9/25	Houston
10/2	at Jacksonville
10/9	at Carolina
10/16	at Tampa Bay
10/23	Indianapolis
10/30	at St. Louis
11/6	Tampa Bay
11/13	at Atlanta
11/20	Bye
11/28	N.Y. Giants (Mon)
12/4	Detroit
12/11	at Tennessee
12/18	at Minnesota
12/26	Atlanta (Mon)
1/1/12	Carolina

2010 Results (11-5)

W	Minnesota (Thur)	14-9
W	at San Francisco (Mon)	25-22
L	Atlanta (OT)	24-27
W	Carolina	16-14
L	at Arizona	20-30
W	at Tampa Bay	31-6
L	Cleveland	17-30
W	Pittsburgh	20-10
W	at Carolina	34-3
W	Seattle	34-19
W	at Dallas (Thur)	30-27
W	at Cincinnati	34-30
W	St. Louis	31-13
L	at Baltimore	24-30
W	at Atlanta (Mon)	17-14
L	Tampa Bay	13-23

New York Giants
(Dallas Leads Series, 56-40-2)

Date	Site	Winner-Score	Att.
12/4/60	New York	Tie, 31-31	55,033
10/15/61	Dallas	New York, 10-31	41,500
10/29/61	New York	Dallas, 17-16	60,254
11/11/62	Dallas	New York, 10-41	45,668
12/16/62	New York	New York, 31-41	62,694
10/20/63	New York	New York, 21-37	62,889
12/1/63	Dallas	New York, 27-34	29,635
10/11/64	Dallas	Tie, 13-13	33,225
11/8/64	New York	Dallas, 31-21	63,031
9/19/65	Dallas	Dallas, 31-2	59,366
12/19/65	New York	Dallas, 38-20	62,871
9/18/66	Dallas	Dallas, 52-7	60,010
12/18/66	New York	Dallas, 17-7	62,735
9/24/67	Dallas	Dallas, 38-24	66,209
11/10/68	Dallas	New York, 21-27	72,163
12/15/68	New York	Dallas, 28-10	62,617
10/27/69	Dallas	Dallas, 25-3	58,964
9/27/70	Dallas	Dallas, 28-10	57,236
11/8/70	New York	New York, 20-23	62,938
10/11/71	Dallas	Dallas, 20-13	68,378
12/12/71	New York	Dallas, 42-14	62,815
9/24/72	New York	Dallas, 23-14	62,725
12/17/72	Dallas	New York, 3-23	64,602
10/21/73	Dallas	Dallas, 45-28	64,898
11/11/73	N. Haven	Dallas, 23-10	70,128
9/29/74	Dallas	New York, 6-14	46,353
10/27/74	N. Haven	Dallas, 21-7	61,191
10/12/75	New York	Dallas, 13-7	56,511
11/30/75	Dallas	Dallas, 14-3	53,329
10/10/76	New York	Dallas, 24-14	76,042
11/7/76	Dallas	Dallas, 9-3	58,870
9/25/77	Dallas	Dallas, 41-21	64,215
11/6/77	New York	Dallas, 24-10	74,532
9/10/78	New York	Dallas, 34-24	73,265
10/8/78	Dallas	Dallas, 24-3	64,869
11/4/79	New York	Dallas, 16-14	76,490
12/2/79	Dallas	Dallas, 28-7	63,787
10/5/80	Dallas	Dallas, 24-3	59,126
11/9/80	New York	New York, 35-38	68,343
9/27/81	Dallas	Dallas, 18-10	63,499
12/19/81	New York	New York, 10-13 (OT)	73,009
9/18/83	Dallas	Dallas, 28-13	62,347
10/30/83	New York	Dallas, 38-20	76,142
9/9/84	New York	New York, 7-28	75,921
11/4/84	Dallas	New York, 7-19	60,235
10/6/85	New York	Dallas, 30-29	74,981
12/15/85	Dallas	Dallas, 28-21	62,310
9/8/86	Dallas	Dallas, 31-28	59,804
11/2/86	New York	New York, 14-17	74,871

9/20/87	New York	Dallas, 16-14	73,426
11/2/87	Dallas	Dallas, 33-24	55,730
9/18/88	Dallas	New York, 10-12	55,325
11/6/88	New York	New York, 21-29	75,826
10/1/89	Dallas	New York, 13-30	51,785
12/16/89	New York	New York, 0-15	72,141
9/16/90	Dallas	New York, 7-28	61,090
9/30/90	New York	New York, 17-31	75,923
9/29/91	Dallas	Dallas, 21-16	64,010
11/17/91	New York	New York, 9-22	76,410
9/13/92	New York	Dallas, 34-28	76,430
11/26/92	Dallas	Dallas, 30-3	62,416
11/7/93	Dallas	Dallas, 31-9	64,735
1/2/94	New York	Dallas, 16-13 (OT)	77,356
11/7/94	Dallas	Dallas, 38-10	64,836
12/24/94	New York	New York, 10-15	66,943
9/4/95	New York	Dallas, 35-0	77,454
12/17/95	Dallas	Dallas, 21-20	64,400
9/8/96	Dallas	Dallas, 27-0	63,069
11/24/96	New York	New York, 6-20	77,081
10/5/97	New York	New York, 17-20	77,137
12/21/97	Dallas	New York, 7-7	63,746
9/21/98	New York	Dallas, 31-7	78,039
11/8/98	Dallas	Dallas, 16-6	64,316
10/18/99	New York	New York, 10-13	78,204
1/2/00	Dallas	Dallas, 26-18	63,767
10/15/00	New York	New York, 14-19	78,189
12/17/00	Dallas	New York, 13-17	61,311
11/4/01	New York	New York, 24-27 (OT)	78,673
12/9/01	Dallas	Dallas, 20-13	61,821
10/6/02	Dallas	New York, 17-21	63,447
12/15/02	New York	New York, 7-37	78,698
9/15/03	New York	Dallas, 35-32 (OT)	78,907
12/21/03	Dallas	Dallas, 19-3	64,118
10/10/04	Dallas	New York, 10-26	64,018
1/2/05	New York	New York, 24-28	78,500
10/16/05	Dallas	Dallas, 16-13 (OT)	62,278
12/4/05	New York	New York, 10-17	78,645
10/23/06	Dallas	New York, 22-36	63,512
12/3/06	New York	Dallas, 23-20	78,666
9/9/07	Dallas	Dallas, 45-35	63,031
11/11/07	New York	Dallas, 31-20	78,964
1/13/2008*	Dallas	New York, 17-21	63,660
11/2/08	New York	New York, 14-35	78,826
12/14/08	Dallas	Dallas, 20-8	63,776
9/20/09	Dallas	New York, 31-33	105,121
12/16/09	New York	New York, 24-31	79,244
10/25/10	Dallas	New York, 35-41	91,375
11/14/10	New York	Dallas, 33-20	80,851

2011 Dec. 11 at Dallas
2011 Jan 1, 2012 at New York
*NFC Divisional Playoffs

NEW YORK GIANTS

2011 Schedule

9/11	at Washington
9/19	St. Louis (Mon)
9/25	at Philadelphia
10/2	Arizona
10/9	Seattle
10/16	Buffalo
10/23	Bye
10/30	Miami
11/6	at New England
11/13	at San Francisco
11/20	Philadelphia
11/28	at New Orleans (Mon)
12/4	Green Bay
12/11	at Dallas
12/18	Washington
12/24	at N.Y. Jets (Sat)
1/1/12	Dallas

2010 Results (10-6)

W	Carolina	31-18
L	at Indianapolis	14-38
L	Tennessee	10-29
W	Chicago	17-3
W	at Houston	34-10
W	Detroit	28-20
W	at Dallas (Mon)	41-35
W	at Seattle	41-7
L	Dallas	20-33
L	at Philadelphia	17-27
W	Jacksonville	24-20
W	Washington	31-7
W	at Minnesota	21-3
L	Philadelphia	31-38
L	at Green Bay	17-45
W	at Washington	17-14

New York Jets
(Dallas Leads Series, 7-2)

Date	Site	Winner-Score	Att.
12/4/71	Dallas	Dallas, 52-10	66,689
12/21/75	New York	Dallas, 31-21	37,279
12/17/78	New York	Dallas, 30-7	52,532
10/4/87	New York	Dallas, 38-24	12,370
11/4/90	New York	New York, 9-24	68,086
12/18/93	New York	Dallas, 28-7	73,233

12/19/99	Dallas	New York, 21-22	64,271
9/28/03	New York	Dallas, 17-6	77,863
11/22/07	Dallas	Dallas, 34-3	63,315
2011	Sept. 11 at New York		

NEW YORK JETS

2011 Schedule

9/11	Dallas
9/18	Jacksonville
9/25	at Oakland
10/2	Baltimore
10/9	at New England
10/17	Miami (Mon)
10/23	San Diego
10/30	Bye
11/6	at Buffalo
11/13	New England
11/17	at Denver (Thurs)
11/27	Buffalo
12/4	at Washington
12/11	Kansas City
12/18	at Philadelphia
12/24	N.Y. Giants (Sat)
1/1/12	at Miami

2010 Results (11-5)

L	Baltimore (Mon)	9-10
W	New England	28-14
W	at Miami	31-23
W	at Buffalo	38-14
W	Minnesota (Mon)	29-20
W	at Denver	24-20
L	Green Bay	0-9
W	at Detroit (OT)	23-20
W	at Cleveland (OT)	26-20
W	Houston	30-27
W	Cincinnati (Thur)	26-10
L	at New England (Mon)	3-45
L	Miami	6-10
W	at Pittsburgh	22-17
L	at Chicago	34-38
W	Buffalo	38-7

Oakland Raiders (Oakland Leads Series, 6-4)

Date	Site	Winner-Score	Att.
12/14/74	Oakland	Oakland, 23-27	45,850
12/7/80	Oakland	Dallas, 19-13	53,194
10/23/83	Dallas	Los Angeles, 38-40	64,991
11/9/86	Dallas	Los Angeles, 13-17	61,706
10/25/92	Los Angeles	Dallas, 28-13	91,505
11/19/95	Oakland	Dallas, 34-21	54,092
9/27/98	Dallas	Oakland, 12-13	63,544
10/7/01	Oakland	Oakland, 21-28	61,535
10/2/05	Oakland	Oakland, 13-19	62,400
11/26/09	Dallas	Dallas, 24-7	83,489

OAKLAND RAIDERS

2011 Schedule

9/12	at Denver (Mon)
9/18	at Buffalo
9/25	N.Y. Jets
10/2	New England
10/9	at Houston
10/16	Cleveland
10/23	Kansas City
10/30	Bye
11/6	Denver
11/10	at San Diego (Thurs)
11/20	at Minnesota
11/27	Chicago
12/4	at Miami
12/11	at Green Bay
12/18	Detroit
12/24	at Kansas City (Sat)
1/1/12	San Diego

2010 Results (8-8)

L	at Tennessee	13-38
W	St. Louis	16-14
L	at Arizona	23-24
L	Houston	24-31
W	San Diego	35-27
L	at San Francisco	9-17
W	at Denver	59-14
W	Seattle	33-3
W	Kansas City (OT)	23-20
L	at Pittsburgh	3-35
L	Miami	17-33
W	at San Diego	28-13
L	at Jacksonville	31-38
W	Denver	39-23
L	Indianapolis	26-31
W	at Kansas City	31-10

Philadelphia Eagles (Dallas Leads Series 59-45)

Date	Site	Winner-Score	Att.
9/30/60	Dallas	Philadelphia, 25-27	18,500
10/22/61	Dallas	Philadelphia, 7-43	25,000
10/6/63	Philadelphia	Philadelphia, 13-35	60,127
10/14/62	Dallas	Dallas, 41-19	18,645
11/25/62	Philadelphia	Philadelphia, 14-28	58,070
10/6/63	Philadelphia	Philadelphia, 21-24	60,671
11/17/63	Dallas	Dallas, 27-20	23,694
11/15/64	Dallas	Philadelphia, 14-17	55,972
12/6/64	Philadelphia	Philadelphia, 14-24	60,671
10/10/65	Dallas	Philadelphia, 24-35	56,249
12/5/65	Philadelphia	Dallas, 21-19	54,714
10/9/66	Dallas	Dallas, 56-7	69,372
11/6/66	Philadelphia	Philadelphia, 23-24	60,658
10/29/67	Philadelphia	Philadelphia, 14-21	60,740
12/10/67	Dallas	Dallas, 38-17	55,834
9/29/68	Philadelphia	Dallas, 45-13	60,858
10/13/68	Dallas	Dallas, 34-14	72,083
10/5/69	Philadelphia	Dallas, 38-7	60,658
10/19/69	Dallas	Dallas, 49-14	71,509
9/20/70	Philadelphia	Dallas, 17-7	59,728

11/1/70	Dallas	Dallas, 21-17	55,736
9/26/71	Philadelphia	Dallas, 42-7	65,358
11/14/71	Dallas	Dallas, 20-7	60,178
9/17/72	Dallas	Dallas, 28-6	55,850
11/19/72	Philadelphia	Dallas, 28-7	65,720
10/28/73	Philadelphia	Philadelphia, 16-30	65,954
11/18/73	Dallas	Dallas, 31-10	61,985
9/23/74	Philadelphia	Philadelphia, 10-13	64,088
10/20/74	Dallas	Dallas, 31-24	43,586
10/26/75	Philadelphia	Dallas, 20-17	64,889
11/23/75	Dallas	Dallas, 27-17	57,893
9/12/76	Dallas	Dallas, 27-7	54,052
12/5/76	Philadelphia	Dallas, 26-7	55,072
10/23/77	Philadelphia	Dallas, 16-10	65,507
12/4/77	Dallas	Dallas, 24-14	60,289
10/22/78	Dallas	Dallas, 14-7	60,525
12/10/78	Philadelphia	Dallas, 31-13	64,667
11/12/79	Dallas	Philadelphia, 21-31	62,417
12/8/79	Philadelphia	Dallas, 24-17	71,434
10/19/80	Philadelphia	Philadelphia, 10-17	70,696
12/21/80	Dallas	Dallas, 35-27	62,548
1/11/81**	Philadelphia	Philadelphia, 7-20	70,696
11/1/81	Philadelphia	Dallas, 17-14	72,111
12/13/81	Dallas	Dallas, 21-10	64,955
12/26/82	Dallas	Philadelphia, 20-24	46,199
10/16/83	Dallas	Dallas, 37-7	63,070
11/6/83	Philadelphia	Dallas, 27-20	71,236
9/16/84	Dallas	Dallas, 23-17	64,521
12/2/84	Philadelphia	Dallas, 26-10	66,322
10/20/85	Philadelphia	Philadelphia, 14-16	70,114
11/24/85	Dallas	Dallas, 35-17	54,047
10/19/86	Philadelphia	Dallas, 17-14	68,572
12/14/86	Dallas	Philadelphia, 21-23	46,117
10/11/87	Dallas	Dallas, 41-22	40,622
10/25/87	Philadelphia	Philadelphia, 20-37	61,630
10/23/88	Philadelphia	Philadelphia, 23-24	66,309
12/18/88	Dallas	Philadelphia, 7-23	46,131
11/23/89	Dallas	Philadelphia, 0-27	54,444
12/10/89	Philadelphia	Philadelphia, 10-20	59,842
10/28/90	Dallas	Philadelphia, 20-21	62,605
12/23/90	Philadelphia	Philadelphia, 3-17	63,895
9/15/91	Dallas	Philadelphia, 0-24	62,656
12/15/91	Philadelphia	Dallas, 25-13	65,854
10/5/92	Philadelphia	Philadelphia, 7-31	66,572
11/1/92	Dallas	Dallas, 20-10	65,012
11/10/93*	Dallas	Dallas, 34-10	63,721
10/31/93	Philadelphia	Dallas, 23-10	61,912
12/6/93	Dallas	Dallas, 23-17	64,521
10/16/94	Dallas	Dallas, 24-13	64,703
12/4/94	Philadelphia	Dallas, 31-19	65,947
11/6/95	Dallas	Dallas, 34-12	64,876
12/10/95	Philadelphia	Philadelphia, 17-20	66,198
1/7/96*	Dallas	Dallas, 30-11	64,371
9/30/96	Philadelphia	Dallas, 23-19	67,201
11/3/96	Dallas	Philadelphia, 21-31	64,952
9/15/97	Dallas	Dallas, 21-20	63,942
10/26/97	Philadelphia	Philadelphia, 12-13	67,106
11/2/98	Philadelphia	Dallas, 34-0	67,002
12/20/98	Dallas	Dallas, 13-9	62,722
10/10/99	Philadelphia	Philadelphia, 10-13	66,669
12/12/99	Dallas	Dallas, 20-10	64,086
9/3/00	Dallas	Philadelphia, 14-41	62,872
11/5/00	Philadelphia	Philadelphia, 13-16 (OT)	65,636
9/30/01	Philadelphia	Philadelphia, 18-40	66,621
11/18/01	Dallas	Philadelphia, 3-36	65,204
9/22/02	Philadelphia	Philadelphia, 13-44	65,537
12/21/02	Dallas	Philadelphia, 3-27	63,209
10/12/03	Dallas	Dallas, 23-21	63,648
12/7/03	Philadelphia	Philadelphia, 10-36	69,773
11/15/04	Dallas	Philadelphia, 21-49	64,190
12/19/04	Philadelphia	Philadelphia, 7-12	67,723
10/9/05	Dallas	Dallas, 33-10	63,199
11/14/05	Philadelphia	Dallas, 21-20	67,739
10/8/06	Philadelphia	Philadelphia, 24-38	69,268
12/25/06	Dallas	Philadelphia, 7-23	62,839
11/4/07	Philadelphia	Dallas, 38-17	67,688
12/16/07	Dallas	Philadelphia, 6-10	63,777
9/15/08	Dallas	Dallas, 41-37	63,472
12/28/08	Philadelphia	Philadelphia, 6-44	69,144
11/8/09	Philadelphia	Dallas, 20-16	69,144
1/3/10	Dallas	Dallas, 24-0	100,621
1/9/10S	Dallas	Dallas, 34-14	92,951
12/12/10	Dallas	Philadelphia, 27-30	85,673
1/2/11	Philadelphia	Dallas, 14-13	69,144
2011	Oct. 30 at Dallas		
2011	Dec. 24 at Philadelphia		
	*NFC Wild Card Game		
	**NFC Divisional Playoffs		
	***NFC Championship Game		

San Francisco 49ers

(San Francisco Leads Series 16-15-1)

Date	Site	Winner-Score	Att.
11/20/60	Dallas	San Francisco, 14-26	10,000
11/10/63	San Francisco	San Francisco, 24-31	29,563
11/7/65	Dallas	Dallas, 39-31	33,677
12/16/67	San Francisco	San Francisco, 16-24	27,182
11/27/69	Dallas	Tie, 24-24	62,348
1/3/71**	San Francisco	Dallas, 17-10	59,625
1/2/72**	Dallas	Dallas, 14-3	66,311
11/23/72	Dallas	San Francisco, 10-31	65,124
12/23/72*	San Francisco	Dallas, 30-28	61,214
11/10/74	Dallas	Dallas, 20-14	50,018
12/12/77	San Francisco	Dallas, 42-35	55,848
9/9/79	San Francisco	Dallas, 21-13	56,728
10/12/80	Dallas	Dallas, 59-14	63,399
10/11/81	San Francisco	San Francisco, 14-45	57,574
1/10/82**	San Francisco	San Francisco, 27-28	60,525
12/19/83	San Francisco	San Francisco, 17-42	59,957
12/22/85	San Francisco	San Francisco, 16-31	60,114
10/15/89	Dallas	San Francisco, 14-31	61,077
11/11/90	Dallas	San Francisco, 6-24	62,966
1/17/93**	San Francisco	Dallas, 30-20	64,920
10/17/93	Dallas	Dallas, 26-17	65,099
1/23/94**	Dallas	Dallas, 38-21	64,902
11/13/94	San Francisco	San Francisco, 14-21	69,014
1/15/95**	San Francisco	San Francisco, 28-38	69,125
11/12/95	Dallas	San Francisco, 20-38	65,180
11/10/96	San Francisco	Dallas, 20-17 (OT)	68,919
11/2/97	San Francisco	San Francisco, 10-17	68,657
9/24/00	Dallas	San Francisco, 24-41	64,127
12/30/01	Dallas	Dallas, 27-21	64,366
12/8/02	Dallas	San Francisco, 27-31	64,097
9/25/05	San Francisco	Dallas, 34-31	68,247
11/23/08	Dallas	Dallas, 35-22	63,272
2011	Sept. 18 at San Francisco		

*NFC Divisional Playoff Game

**NFC Championship Game

SAN FRANCISCO 49ERS

2011 Schedule

9/11	Seattle
9/18	Dallas
9/25	at Cincinnati
10/2	at Philadelphia
10/9	Tampa Bay
10/16	at Detroit
10/23	Bye
10/30	Cleveland
11/6	at Washington
11/13	N.Y. Giants
11/20	Arizona
11/24	at Baltimore (Thurs)
12/4	St. Louis
12/11	at Arizona
12/19	Pittsburgh (Mon)
12/24	at Seattle (Sat)
1/1/12	at St. Louis

2010 Results (6-10)

L	at Seattle	6-31
L	New Orleans (Mon)	22-25
L	at Kansas City	10-31
L	at Atlanta	14-16
L	Philadelphia	24-27
W	Oakland	17-9
L	at Carolina	20-23
W	Denver	24-16
W	St. Louis (OT)	23-20
L	Tampa Bay	0-21
W	at Arizona (Mon)	27-6
L	at Green Bay	16-34
W	Seattle	40-21
L	at San Diego (Thur)	7-34
L	at St. Louis	17-25
W	Arizona	38-

Seattle Seahawks

(Dallas Leads Series, 8-5)

Date	Site	Winner-Score	Att.
10/3/76	Seattle	Dallas, 28-13	62,027
11/27/80	Dallas	Dallas, 51-7	57,540
12/4/83	Seattle	Dallas, 35-10	63,352
11/27/86	Dallas	Seattle, 14-31	58,023
10/11/92	Dallas	Dallas, 27-0	62,311
11/22/98	Dallas	Dallas, 30-22	64,142
12/16/01	Seattle	Seattle, 3-29	63,366
10/27/02	Dallas	Seattle, 14-17	63,854
12/6/04	Seattle	Dallas, 43-39	68,093
10/23/05	Seattle	Seattle, 10-13	67,046
1/6/07	Seattle	Seattle, 20-21	68,058
11/27/08	Dallas	Dallas, 34-9	63,253
11/1/09	Dallas	Dallas, 38-17	80,886
2011	Nov. 6 at Dallas		

*NFC Wild Card Playoffs

SEATTLE SEAHAWKS

2011 Schedule

9/11	at San Francisco
9/18	at Pittsburgh
9/25	Arizona
10/2	Atlanta
10/9	at N.Y. Giants
10/16	Bye
10/23	at Cleveland
10/30	Cincinnati
11/6	at Dallas
11/13	Baltimore
11/20	at St. Louis
11/27	Washington
12/1	Philadelphia (Thurs)
12/12	St. Louis (Mon)
12/18	at Chicago
12/24	San Francisco (Sat)
1/1/12	at Arizona

2010 Results (7-9)

W	San Francisco	31-6
L	at Denver	14-31
W	San Diego	27-20
L	at St. Louis	3-20
W	at Chicago	23-20
W	Arizona	22-10
L	at Oakland	3-33
L	N.Y. Giants	7-41
W	at Arizona	36-18
L	at New Orleans	19-34
L	Kansas City	24-42
W	New England	31-14
L	at San Francisco	21-40
L	Atlanta	18-34
L	at Tampa Bay	15-38
W	St. Louis	6-16

Tampa Bay Buccaneers

(Dallas Leads Series, 11-3)

Date	Site	Winner-Score	Att.
10/2/77	Dallas	Dallas, 23-7	55,316
9/21/80	Dallas	Dallas, 28-17	62,750
1/2/82*	Dallas	Dallas, 38-0	64,848
11/21/82	Dallas	Dallas, 14-9	49,578
1/9/83**	Dallas	Dallas, 30-17	65,042
10/9/83	Dallas	Dallas, 27-24 (OT)	63,308
10/7/90	Dallas	Dallas, 14-10	60,076
10/21/90	Tampa	Dallas, 17-13	68,315
12/3/00	Tampa	Tampa Bay, 7-27	65,621
9/9/01	Dallas	Tampa Bay, 6-10	61,521
10/26/03	Tampa	Tampa Bay, 0-16	65,602
11/23/06	Dallas	Dallas, 38-10	63,183
10/26/08	Dallas	Dallas, 13-9	63,254
9/13/09	Tampa Bay	Dallas, 34-21	63,806
2011	Dec. 17 at Tampa Bay		

*NFC Divisional Playoff

**Super Bowl Tournament

TAMPA BAY BUCCANEERS

2011 Schedule

9/11	Detroit
9/18	at Minnesota
9/25	Atlanta
10/3	Indianapolis (Mon)
10/16	New Orleans
10/23	Chicago (at London)
10/30	Bye
11/6	at New Orleans
11/13	Houston
11/20	at Green Bay
11/27	at Tennessee
12/4	Carolina
12/11	at Jacksonville
12/17	Dallas (Sat)
12/24	at Carolina (Sat)
1/1/12	at Atlanta

2010 Results (10-6)

W	Cleveland	17-14
W	at Carolina	20-7
L	Pittsburgh	13-38
W	at Cincinnati	24-12
L	New Orleans	6-31
W	St. Louis	18-17
W	at Arizona	38-35
L	at Atlanta	21-27
W	Carolina	31-16
W	at San Francisco	21-0
L	at Baltimore	10-17
L	Atlanta	24-28
W	at Washington	17-16
L	Detroit (OT)	20-23
W	Seattle	38-15
W	at New Orleans	23-13

Tennessee Titans

(Dallas Leads Series, 7-6)

Date	Site	Winner-Score	Att.
12/20/70	Dallas	Dallas, 52-10	50,504
11/24/74	Houston	Dallas, 10-0	49,775
11/22/79	Dallas	Houston, 24-30	63,897
12/13/82	Houston	Dallas, 37-7	51,808
9/29/85	Houston	Dallas, 17-10	49,686
11/24/88	Dallas	Houston, 17-25	50,845
11/10/91	Houston	Houston, 23-26 (OT)	63,001
9/11/94	Dallas	Dallas, 20-17	64,402
11/27/97	Dallas	Tennessee, 14-27	63,421
12/25/00	Tennessee	Tennessee, 0-31	68,498
9/15/02	Dallas	Dallas, 21-13	62,527
10/1/06	Tennessee	Dallas, 45-14	69,143
10/10/10	Dallas	Tennessee, 27-34	90,616

TENNESSEE TITANS

2011 Schedule

9/11	at Jacksonville
9/18	Baltimore
9/25	Denver
10/2	at Cleveland
10/9	at Pittsburgh
10/16	Bye
10/23	Houston
10/30	Indianapolis
11/6	Cincinnati
11/13	at Carolina
11/20	at Atlanta
11/27	Tampa Bay
12/4	at Buffalo
12/11	New Orleans
12/18	at Indianapolis
12/24	Jacksonville (Sat)
1/1/12	at Houston

2010 Results (6-10)

W	Oakland	38-13
L	Pittsburgh	11-19
W	at N.Y. Giants	29-10
L	Denver	0-26
W	at Dallas	34-27
W	at Jacksonville (Mon)	30-3
W	Philadelphia	37-19
L	at San Diego	25-33
L	at Miami	17-29
L	Washington (OT)	16-19
L	at Houston	0-20
L	Jacksonville	6-17
L	Indianapolis (Thur)	28-30
W	Houston	31-17
L	at Kansas City	14-34
L	at Indianapolis	20-23

Washington Redskins
(Dallas Leads Series 60-40-2)

Date	Site	Winner-Score	Att.
10/9/60	Washington	Washington, 14-26	21,142
11/19/61	Dallas	Tie, 28-28	17,500
12/17/61	Washington	Washington, 24-34	21,451
9/16/62	Dallas	Tie, 35-35	15,730
11/4/62	Washington	Dallas, 38-10	49,888
9/29/63	Washington	Washington, 17-21	40,101
11/3/63	Dallas	Dallas, 35-20	18,838
9/20/64	Dallas	Dallas, 24-18	25,158
11/22/64	Washington	Washington, 16-28	49,219
9/26/65	Dallas	Dallas, 27-7	61,577
11/28/65	Washington	Washington, 31-34	50,205
11/13/66	Washington	Dallas, 31-30	50,927
12/11/66	Dallas	Washington, 31-34	64,198
10/8/67	Washington	Dallas, 17-14	50,566
11/19/67	Dallas	Washington, 20-27	75,538
11/17/68	Dallas	Dallas, 29-20	66,076
11/28/68	Washington	Dallas, 44-24	50,816
11/16/69	Washington	Dallas, 41-28	50,474
12/21/69	Dallas	Dallas, 20-10	56,924
11/22/70	Washington	Dallas, 45-21	50,415
12/6/70	Dallas	Dallas, 34-0	57,936
10/3/71	Dallas	Washington, 16-20	72,000
11/21/71	Washington	Dallas, 13-0	53,041
10/22/72	Washington	Washington, 20-24	53,039
12/9/72	Dallas	Dallas, 34-24	65,136
12/31/72*	Washington	Washington, 3-26	53,129
10/8/73	Washington	Washington, 7-14	54,314
12/9/73	Dallas	Dallas, 27-7	64,458
11/17/74	Washington	Washington, 21-28	54,395
11/28/74	Dallas	Dallas, 24-23	63,243
11/2/75	Washington	Washington, 24-30 (OT)	55,004
12/13/75	Dallas	Dallas, 31-10	61,091
10/31/76	Washington	Dallas, 20-7	55,004
12/12/76	Dallas	Washington, 14-27	59,916
10/16/77	Dallas	Dallas, 34-16	62,115
11/27/77	Washington	Dallas, 14-7	55,031
10/2/78	Washington	Washington, 5-9	55,031
11/23/78	Dallas	Dallas, 37-10	64,905
11/18/79	Washington	Washington, 20-34	55,031
12/16/79	Dallas	Dallas, 35-34	62,867
9/8/80	Washington	Dallas, 17-3	55,045
11/23/80	Dallas	Dallas, 14-10	58,809
9/6/81	Washington	Dallas, 26-10	55,045
11/22/81	Dallas	Dallas, 24-10	64,583
12/5/82	Washington	Dallas, 24-10	54,633
1/22/83*	Washington	Washington, 17-31	55,045
9/5/83	Washington	Dallas, 31-30	55,045
12/11/83	Dallas	Washington, 10-31	65,074
10/14/84	Washington	Washington, 14-34	55,431
12/9/84	Dallas	Washington, 28-30	64,286
9/9/85	Dallas	Dallas, 44-14	62,292

11/10/85	Washington	Dallas, 13-7	55,750
10/12/86	Dallas	Dallas, 30-6	63,264
11/23/86	Washington	Washington, 14-41	55,642
10/19/87	Dallas	Washington, 7-13	60,415
12/13/87	Washington	Washington, 20-24	54,882
10/9/88	Dallas	Washington, 17-35	63,235
12/11/88	Washington	Dallas, 24-17	51,526
9/24/89	Dallas	Washington, 7-30	63,200
11/5/89	Washington	Dallas, 13-3	53,187
9/23/90	Washington	Washington, 15-19	53,804
11/22/90	Dallas	Dallas, 27-17	60,355
9/9/91	Dallas	Washington, 31-33	63,025
11/24/91	Washington	Dallas, 24-21	55,561
9/7/92	Dallas	Dallas, 23-10	63,538
12/13/92	Washington	Washington, 17-20	56,437
9/6/93	Washington	Washington, 16-35	53,345
12/26/93	Dallas	Dallas, 38-3	64,497
10/2/94	Washington	Dallas, 34-7	55,394
11/20/94	Dallas	Dallas, 31-7	64,644
10/1/95	Washington	Washington, 23-27	55,489
12/3/95	Dallas	Washington, 17-24	64,866
11/28/96	Dallas	Dallas, 21-10	64,955
12/22/96	Washington	Washington, 10-37	56,454
10/13/97	Washington	Washington, 16-21	76,159
11/16/97	Dallas	Dallas, 17-14	64,559
10/4/98	Washington	Dallas, 31-10	72,284
12/27/98	Dallas	Dallas, 23-7	63,565
9/12/99	Washington	Dallas, 41-35 (OT)	79,237
10/24/99	Dallas	Dallas, 38-20	64,337
9/18/00	Washington	Dallas, 27-21	84,431
12/10/00	Dallas	Dallas, 32-13	63,467
10/15/01	Dallas	Dallas, 9-7	63,941
12/2/01	Washington	Dallas, 20-14	85,112
11/28/02	Dallas	Dallas, 27-20	63,606
12/29/02	Washington	Washington, 14-20	84,142
11/20/03	Dallas	Dallas, 21-14	64,002
12/14/03	Washington	Dallas, 27-0	70,284
9/27/04	Washington	Dallas, 21-18	90,367
12/26/04	Dallas	Dallas, 13-10	63,705
9/19/05	Dallas	Washington, 13-14	65,207
12/18/05	Washington	Washington, 7-35	90,588
9/17/06	Dallas	Dallas, 27-10	63,153
11/5/06	Washington	Washington, 19-22	90,250
11/18/07	Dallas	Dallas, 28-23	63,706
12/30/07	Washington	Washington, 6-27	90,910
9/28/08	Dallas	Washington, 24-26	63,462
11/16/08	Washington	Dallas, 14-10	90,830
11/22/09	Dallas	Dallas, 7-6	85,277
12/27/09	Washington	Dallas, 17-0	88,221
9/12/10	Washington	Washington, 7-13	90,670
12/19/10	Dallas	Dallas, 33-30	86,904

2011 Sept. 26 at Washington

2011 Nov. 20 at Dallas

*NFC Championship Game

WASHINGTON REDSKINS

2011 Schedule

9/11	N.Y. Giants
9/18	Arizona
9/26	at Dallas (Mon)
10/2	at St. Louis
10/9	Bye
10/16	Philadelphia
10/23	at Carolina
10/30	Buffalo (at Toronto)
11/6	San Francisco
11/13	at Miami
11/20	Dallas
11/27	at Seattle
12/4	N.Y. Jets
12/11	New England
12/18	at N.Y. Giants
12/24	Minnesota (Sat)
1/1/12	Philadelphia

2010 Results (6-10)

W	Dallas	13-7
L	Houston (OT)	27-30
L	at St. Louis	16-30
W	at Philadelphia	17-12
W	Green Bay (OT)	16-13
L	Indianapolis	24-27
W	at Chicago	17-14
L	at Detroit	25-37
L	Philadelphia (Mon)	28-59
W	at Tennessee (OT)	19-16
L	Minnesota	13-17
L	at N.Y. Giants	7-31
L	Tampa Bay	16-17
L	at Jacksonville	30-33
W	at Jacksonville (OT)	20-17
L	N.Y. Giants	14-17

Cowboys in the Hall of Fame

Twelve members of the Pro Football Hall of Fame in Canton, Ohio, have been elected based on their accomplishments with the Cowboys – Bob Lilly in 1980, Roger Staubach in 1985, Tom Landry in 1990, Tex Schramm in 1991, Tony Dorsett and Randy White in 1994, Mel Renfro in 1996 and Troy Aikman and Rayfield Wright in 2006, Michael Irvin in 2007, Emmitt Smith in 2010 and Deion Sanders in 2011. In addition, six other players with ties to the Cowboys have also been enshrined in Canton: Herb Adderley, Lance Alworth, Mike Ditka, Forrest Gregg, Tommy McDonald and Jackie Smith.



8 ★ TROY AIKMAN ★ Quarterback, 1989-2000 INDUCTED – 2006

In 12 NFL seasons, Troy Aikman became one of the game's great quarterbacks. As just the third player in NFL history to lead a team to three Super Bowl victories, Aikman rewrote virtually every passing record in Cowboys' history. He closed his career with 94 regular season wins, including 90 in the decade of the 1990s – making him the winningest starting quarterback of any decade in NFL history (Joe Montana held the record with 86 wins in the 1980s).

Along with that mark, Aikman holds or is tied for 47 Dallas passing records, including the club's career records for attempts (4,715), completions (2,898), passing yards (32,942), touchdowns (165) and completion percentage (61.5% – third best in NFL history at the time of his retirement). He also posted a club-high 13 regular season 300-yard passing games during his career.

Along the way to these marks, Aikman guided Dallas from the cellar of 1-15 in 1989 to six NFC East titles (1992-96 and 1998), four NFC Championship Games (1992-95) and three Super Bowl titles (XXVII, XXVIII and XXX). He was one of the game's most accurate passers, completing at least 60 percent of his passes in 98-of-165 career games. In the postseason, he reached the 60% completion mark in 12-of-16 games. He completed 70 percent or more of his passes 42 times in his career, with Dallas posting a 37-5 record in those games, and he produced the top six single-season completion percentages in club history.

With his passing accuracy, Aikman was able to establish a club-record with a career interception rate of 2.99%. Although not known for his fleet feet, Aikman successfully ran for a first down 49-of-72 times on third or fourth down during career. That ability to avoid the sack also allowed him to post the highest career pass attempts per sack ratio (19.2) in team history. Despite winning just one of his first 15 NFL starts, Aikman went on to start a club-record 180 games (165 regular season) at quarterback and post a 105-75 (.583) record, which includes an impeccable 11-4 mark in the postseason – 3-0 in the Super Bowl.

For his career, Aikman led the Cowboys from behind 16 times in the fourth quarter, including six times in the final two minutes. Another six times, he led the team to wins after the score was tied in the fourth quarter. Five of his game-winning drives came in overtime.

In the postseason Aikman truly shined. His four 300-yard passing days were the third best total in NFL history, and he holds the club records for postseason pass attempts (502), completions (320), yards (3,849), and completion percentage (63.7%). In addition, Aikman's 23 career postseason passing touchdowns was just one shy of Staubach's club record of 24.

The first overall choice in the 1989 draft out of UCLA, Aikman completed 64.8 percent of his passes for 5,298 yards and 41 touchdowns while throwing only 17 interceptions in two seasons as the starter. He finished his career as the third rated passer in NCAA history. The All-America led the Bruins to a 20-4 record, including wins in the 1987 Aloha Bowl and the 1989 Cotton Bowl. He transferred to UCLA - where he received his degree in sociology in June, 2009 - after two seasons at Oklahoma (1984-85).


Aikman was born Nov. 21, 1966 in West Covina, Calif.

AIKMAN'S ACCOMPLISHMENTS:

- ★ 6-Time Pro Bowl
- ★ MVP of Super Bowl XXVII
- ★ Super Bowl XXVII, XXVIII and XXX titles
- ★ 3 NFC Titles
- ★ 6 NFC East Titles
- ★ 1997 NFL Man of the Year
- ★ Held or tied for 47 club passing records
- ★ UCLA Hall of Fame

AIKMAN'S CAREER PASSING TOTALS

Year	Starting Record	Att.	Comp.	Comp %	Yards	TD	Int.	Long	Sacks/Yards	Rating
1989	0-11	293	155	52.9	1,749	9	18	75f	19/155	55.7
1990	7-8	399	226	56.6	2,579	11	18	61f	39/288	66.6
1991	7-5	363	237	65.3	2,754	11	10	61f	32/224	86.7
1992	13-3	473	302	63.8	3,445	23	14	67f	23/112	89.5
1993	11-3	392	271	69.1	3,100	15	6	80f	26/153	99.0
1994	10-4	361	233	64.5	2,676	13	12	90f	14/59	84.9
1995	12-4	432	280	64.8	3,304	16	7	50f	14/89	93.6
1996	10-5	465	296	63.7	3,126	12	13	61f	18/120	80.1
1997	6-10	518	292	56.4	3,282	19	12	64f	33/269	78.0
1998	7-4	315	187	59.4	2,330	12	5	67f	9/58	88.5
1999	7-7	442	263	59.5	2,964	17	12	90f	19/130	81.1
2000	4-7	262	156	59.5	1,632	7	14	48f	13/91	64.3
Totals ...94-71		4,715	2,898	32,942	61.5	165	141	90f	259/1,748	81.6



33

★ TONY DORSETT ★
Running Back, 1977-87
INDUCTED - 1994

Tony Dorsett arrived in Dallas in 1977 via a draft-day deal the Cowboys swung with the Seattle Seahawks for the sole intention of selecting the Heisman Trophy winner from the University of Pittsburgh. Then Cowboys president and General Manager Tex Schramm paid what seemed like a bundle for the right to draft Dorsett: One first-round, and three second-round choices. As his 11-career turned out in Dallas, a steal of a deal for an eventual Pro Football Hall of Fame player.

The Dorsett deal paid dividends in his very first year with the Cowboys, the four-time All-American picking up where he left off in college, rushing for 1,007 yards to earn NFL Offensive Rookie of the Year honors and set the rushing bar for rookie running backs in Dallas.

"A lot of the people said I wouldn't last in this league," Dorsett said in 1987. "I was the skinny little kid from Aliquippa, Pa., who wasn't supposed to make it."

Dorsett did make it, in fact he became one of the greatest running backs in NFL history. On Sept. 26, 1988 while playing his final NFL season with the Denver Broncos, Dorsett moved into second place on the NFL all-time rushing list with 12,306 rushing yards, and eventually finished his career with 12,739 yards. At the time, Dorsett trailed only Walter Payton when he retired after suffering a knee injury the following summer, but now ranks fifth behind Payton, Emmitt Smith, Barry Sanders and Eric Dickerson.

By the time Dorsett completed his 12-year career, he had collected a victory in Super Bowl XII, four Pro Bowl selections, one All-Pro honor and three All-NFC selections.

One of the most notable moments of Dorsett's career came on Jan. 2, 1983, before a Monday Night Football television audience playing against the Minnesota Vikings. Dorsett received a handoff from quarterback Danny White and proceeded to run 99-yards for a touchdown, thus recording an unbreakable NFL record. Dorsett's greatest season came in 1981 when he rushed for 1,646 yards, a franchise record at the time, a total that now ranks third to only Emmitt Smith's two, 1,700-yard seasons.

"When he came to us, we hadn't had a strong running attack for about three years," Hall of Fame quarterback Roger Staubach once said. "Tony Dorsett is one of the greatest backs in NFL history."

Dorsett was the Heisman Trophy winner in 1976 and was the first Pitt football player to have his jersey retired. Dorsett left Pitt as a four-time All-American and four-time 1,000-yard rusher. His final collegiate highlight was a 27-3 victory over Georgia in the Sugar Bowl to claim the national title.

In 1994 Dorsett became the ninth Cowboys player inducted into the Ring of Honor, and that same year he was inducted into the Pro Football Hall of Fame.

He was born April 7, 1954, in Rochester, Pa.

DORSETT'S ACCOMPLISHMENTS:

- ★ 4-Time Pro Bowl
- ★ 1-Time All-Pro
- ★ NFL Offensive Rookie of the Year
- ★ 3 All-NFC selections
- ★ Super Bowl XII Title
- ★ NFL Record 99-yard TD Run (Jan. 3, 1983 at Minnesota)
- ★ 5th All-Time NFL Career Rushing (12,739)
- ★ 1976 Heisman Trophy (University of Pittsburgh)

DORSETT'S CAREER TOTALS

Year Team	GP	Att	Yds	RUSHING			TD	RECEIVING			
				Avg	Long			Rec	Yds	Avg	Long
1977 (Dallas)	14	208	1,007	4.8	841	12	29	273	9.4	23	1
1978 (Dallas)	16	290	1,325	4.6	63	7	37	378	10.2	911	2
1979 (Dallas)	14	250	1,107	4.4	41	6	45	375	8.3	32	1
1980 (Dallas)	15	278	1,185	4.3	56	11	34	263	7.7	27	0
1981 (Dallas)	16	342	1,646	4.8	751	4	32	325	10.2	731	2
1982 (Dallas)	9	177	745	4.2	991	5	24	179	7.5	18	0
1983 (Dallas)	16	289	1,321	4.6	77	8	40	287	7.2	24	1
1984 (Dallas)	16	302	1,189	3.9	311	6	51	459	9.0	681	1
1985 (Dallas)	16	305	1,307	4.3	601	7	46	449	9.8	561	3
1986 (Dallas)	13	184	748	4.1	33	5	25	267	10.7	301	1
1987 (Dallas)	12	130	456	3.5	24	1	19	177	9.3	33	1
1988 (Denver)	16	181	703	3.9	26	5	16	122	7.6	16	0
Totals	173	2,936	12,739	4.3	991	77	398	3,554	8.9	911	13



22

★ **BOB HAYES** ★
Wide Receiver, 1965-74
INDUCTED - 2009

In his 10 seasons with the Dallas Cowboys, "Bullet" Bob Hayes revolutionized the wide receiver position and the way defenses would play in the NFL. He began his 11-year NFL career after winning two olympic gold medals at the 1964 Olympic Games in Tokyo, Japan. He tied the world record (10.06 seconds) in the 100-meter dash and claimed his second gold medal running the anchor leg of the 400-meter relay to earn the title of "The World's Fastest Human." He arrived in Dallas in similar fashion to become - and remain - as the only rookie in franchise history to ever lead the team in receptions (46), receiving yards (1,003) and a rookie club record of 12 touchdown catches. His 12 touchdown receptions as a rookie are currently tied for fourth in league history. His speed and threat of being able to go long forced teams to install the zone defense to corral Hayes.

Hayes finished his Cowboys career with 365 catches (seventh), for 7,295 yards (fourth) and 71 touchdowns (first). In club record books, Hayes still holds team receiving marks for most points in a game (24, tied), most touchdowns in a game (four, tied), most receptions by a rookie, season (46), most receptions by a rookie, game (eight, tied), yards, game (246), longest reception (95t), highest career receiving average (20.0), highest single-season receiving average (26.1), touchdowns in a season (71), touchdowns in a season by a rookie (12) and touchdowns in a game (four, tied).

Hayes was also a threat as a punt returner, returning 104 punts (fourth in team history) for 1,158 yards (fourth) and three touchdowns (tied for second). His 11.1 yard-per-return average is second in team record books only to Deion Sanders (13.3).

Hayes was a three-time Pro Bowl selection and became just the third rookie in club history (Don Perkins - 1961 and Mel Renfro - 1964) to be named to the Pro Bowl. He also earned All-Pro selections four times (1965-68) and was inducted into the Dallas Cowboys Ring of Honor in a halftime celebration against San Diego on Sept. 23, 2001.

Hayes split his time between football and track and field at Florida A&M where he became famous as the "World's Fastest Human." In 1963 he set the world record (9.1 seconds) in the 100-yard dash, a record that stood for 11 years.


Hayes was born December 20, 1942.

HAYES' ACCOMPLISHMENTS:

- ★ 3-Time Pro Bowler
- ★ Super Bowl VI title
- ★ 2 Eastern Conference Titles
- ★ 2 NFC East titles
- ★ 2 NFC titles
- ★ Holds or tied for 11 club records
- ★ 2 Capitol Division Titles
- ★ Won two olympic gold medals at the 1964 Olympic Games in Tokyo, Japan.
- ★ He tied the then world record (10.06 seconds) in the 100-meter dash

HAYES' CAREER TOTALS

Year Team	GP	No	Yds	RECEIVING			TD	No	Yds	PUNT RETURNS			TD
				Avg	Long	TD				Avg	FC	Long	
1965 (Dallas).....	13	46	1,003	21.8	82t	12	12	153	12.8	2	47	0	
1966 (Dallas).....	14	64	1,232	19.3	95t	13	17	106	6.2	4	18	0	
1967 (Dallas).....	13	49	998	20.4	64t	10	24	276	11.5	6	69t	1	
1968 (Dallas).....	14	53	909	17.2	54t	10	15	312	20.8	10	90t	2	
1969 (Dallas).....	10	40	746	18.7	67t	4	18	178	9.9	5	50	0	
1970 (Dallas).....	13	34	889	26.1	89t	10	15	116	7.7	7	34	0	
1971 (Dallas).....	14	35	840	24.0	85t	8	1	5	5.0	0	5	0	
1972 (Dallas).....	12	15	200	13.3	29	0	0	0	0.0	0	0	0	
1973 (Dallas).....	13	22	360	16.4	47	3	0	0	0.0	0	0	0	
1974 (Dallas).....	12	7	118	16.9	35t	1	2	11	5.5	0	6	0	
1975 (San Francisco)....	4	6	119	19.8	36	0	0	0	0.0	0	0	0	
Totals	132	371	7,414	20.0	95t	71	104	1,158	11.1	34	90t	3	
Playoffs													
1966 (Dallas).....	1	1	1	1.0	1	0	3	-9	-3.0	0	1	0	
1967 (Dallas).....	2	8	160	20.0	86t	1	3	141	47.0	2	68	0	
1968 (Dallas).....	1	5	83	16.6	29	0	0	0	0.0	2	0	0	
1969 (Dallas).....	1	4	44	11.0	17	0	0	0	0.0	0	0	0	
1970 (Dallas).....	3	2	61	30.5	41	0	4	17	4.3	2	8	0	
1971 (Dallas).....	3	7	76	10.9	18	1	2	2	1.0	3	3	0	
1972 (Dallas).....	2	1	13	13.0	13	0	0	0	0.0	0	0	0	
1973 (Dallas).....	2	3	54	18.0	29	0	0	0	0.0	0	0	0	
Totals	15	31	492	15.9	86t	2	12	151	12.6	9	68	0	



88

★ MICHAEL IRVIN ★
Wide Receiver, 1988-99
INDUCTED - 2007

Despite having his career cut short due to a spine injury, Michael Irvin left the NFL following the 1999 season owning or tied for 20 Cowboys receiving records. Those marks included career receptions (750), yardage (11,904) and 100-yard receiving games (47). During his illustrious career, Irvin also etched his name in the NFL record books. In league history, only Jerry Rice (12) and Steve Largent (8) had recorded more 1,000-yard receiving seasons than the seven produced by Irvin at the time of his retirement. His 11 100-yard receiving games during the 1995 season is still the NFL standard, as is the seven consecutive 100-yard games he produced that same year. Irvin's 47 career 100-yard receiving games still stands as the third most in NFL history, behind Rice (65) and Don Maynard (50), and the Cowboys posted a 36-11 record when Irvin topped the 100-yard mark. In the 1990s, Irvin's consistent ability to achieve at the highest level established his place among the game's elite receivers. He finished his career tied with Charlie Joiner for tenth in NFL history on the all-time reception list, and he was ninth in league history in receiving yardage.

Irvin was selected to five Pro Bowls between 1991-98, giving him two more Pro Bowl appearances than any other wide receiver in club history. He is the only Cowboys player to top 75 catches in five straight seasons (1991-1995), and his reception and yardage totals for six of the years between 1991-98 represent six of the top nine single-season performances in club history: 1997 (75 receptions for 1,180 yards); 1995 (111 for 1,603); 1994 (79 for 1,241), 1993 (88 for 1,330), 1992 (78 for 1,396) and 1991 (93 for 1,523). Irvin also stands alone as the club record holder in terms of most consecutive seasons leading the team in receptions (eight, 1991-98) and most total seasons leading the club in receptions (eight). He led or tied for the team lead in catches in 85 of his last 130 regular season games. Including playoff games, he had a catch of 20-yards-or-more in 121 of the 175 NFL games he played. Irvin's career receiving average of 15.9 is the fourth highest in team history, and he is second on the club's all-time receiving touchdown list with 65 - trailing only Bob Hayes (71).

Of his 750 career regular season catches, 95 went for 20-29 yards, 38 for 30-39, 18 for 40-49, 10 for 50-59 and nine for 60 yards-or-more. After entering the League in 1988, he started 147-of-159 regular season games (163-of-175 including playoffs). Irvin did not miss a start due to injury after the 1990 season, when he was overcoming a 1989 knee injury. Always a clutch performer, he became Troy Aikman's go-to-guy on third or fourth down and prospered, leading the team in catches on third or fourth down for first downs in '92 (22), '93 (16), '94 (20), '95 (27), '97 (23) and '98 (16). He had 165 first down catches on third or fourth down in his last 121 games and 185 after returning from the knee injury in 1990.

His performance in the postseason was every bit as impressive as his consistent play throughout the regular season. His six career 100-yard receiving days in the postseason are two shy of the NFL mark of eight by Jerry Rice. Irvin's 87 postseason receptions place him second in NFL playoff history behind Rice (151) and his 1,315 postseason receiving yards also ranks second in league annals behind Rice (2,245).

Irvin was the 11th overall choice in 1988 draft out of Miami, Florida, where in just three seasons as a starter he set career records for catches (143), receiving yards (2,423) and touchdown receptions (26).

Irvin was born March 3, 1966.

IRVIN'S ACCOMPLISHMENTS:

- ★ 5-Time Pro Bowler
- ★ Super Bowl XXVII, XXVIII and XXX titles
- ★ 3 NFC Titles
- ★ 6 NFC East Titles
- ★ Holds or ties for 20 club receiving records
- ★ 1991 NFL Alumni Wide Receiver of the Year
- ★ 1992 Pro Bowl Most Valuable Player
- ★ Set an NFL record with 11 100-yard receiving games in 1995

IRVIN'S COWBOYS TOTALS

Year	No	RECEIVING			
		Yds	Avg	Long	TD
1988.....	32	654	20.4	61t	5
1989.....	26	378	14.5	65t	2
1990.....	20	413	20.7	61t	5
1991.....	93	1,523	16.4	66t	8
1992.....	78	1,396	17.9	87t	7
1994.....	79	1,241	15.7	65t	6
1995.....	111	1,603	14.4	50	10
1996.....	64	962	15.0	61	2
1997.....	75	1,180	15.7	55	9
1998.....	74	1,057	14.3	51	1
1999.....	10	167	16.7	37t	3
Totals.....	750	11,904	15.9	87t	65





★ **TOM LANDRY** ★
Head Coach, 1960-88
INDUCTED - 1990

Tom Landry paced the sidelines as the "only head coach" in Dallas Cowboys history for 29 years in his trademark fedora. By the time Landry's coaching career ended following the 1988 season, he had compiled a 270-178-6 record, the third most wins in NFL history.

That distinguished career was good enough for Landry to gain entry into the Pro Football Hall of Fame in 1990 and the Cowboys Ring of Honor in 1993, thanks to leading the Cowboys to two Super Bowl titles, five Super Bowl appearances, five NFC Championships, 13 division titles and an incredible 20 consecutive winning seasons.

"This team has always played for me," Landry said. "That was the key to why I continued coaching. If they wouldn't play for me, I would have been out a long time ago. They always played hard and tried hard."

Landry's head coaching career did not start out very smoothly, coming over from the N.Y. Giants staff to take over the expansion Cowboys in 1960. That first year ended with an 0-11-1 in 1960, the tie coming against Landry's former team the Giants, preventing the Cowboys from going winless. The Cowboys went on to suffer through losing seasons in the first five years, before going 7-7 in 1965.

But from that point on, Landry turned the franchise into "America's Team," the Cowboys reeling off 20 consecutive winning seasons from 1966-85, one of the longest winning streaks in all of professional sports.

As a player-coach with the Giants before coming to the Cowboys, Landry helped to develop what would eventually become a base defense in the NFL, the 4-3. It was innovations like this that caught the attention of Cowboys owner Clint Murchison Jr. and president Tex Schramm when it came time to select the franchise's first head coach.

As head coach of the Cowboys, Landry introduced more innovations to the game, including offensive motion. Very seldom did the Cowboys run a play from the formation they initially lined up in after breaking the huddle. Landry brought back the shotgun formation, popularized situational substitutions and concocted the "Flex" defense.

Walking the sidelines characteristically stoic, Landry was always thinking a couple of plays ahead and what the long-term effects of each play he called might be. He coached football as if it were a chess match, positioning his team in the best way to win in the end. And in the end, no one coached with more success for a longer period of time than Landry. That success was the impetus for Landry's induction into Pro Football Hall of Fame less than two years after he coached his last game.

The legendary coach, born Sept. 11, 1924, in Mission, Texas, died Feb. 12, 2000 of leukemia.

LANDRY'S ACCOMPLISHMENTS:

- ★ 20 Consecutive Winning Seasons (1966-85)
- ★ Super Bowl VI and XII Titles
- ★ 2 NFL Championship game appearances
- ★ 5 NFC Titles
- ★ 13 Divisional Titles
- ★ 1966 NFL Coach of the Year
- ★ 1975 NFC Coach of the Year

LANDRY'S CAREER TOTALS

Year	W	L	T	Pct	Place	Playoff
1960	0	11	1	.000	7 NFL-E	-
1961	4	9	1	.308	6 NFL-E	-
1962	5	8	1	.385	5 NFL-E	-
1963	4	10	0	.286	5 NFL-E	-
1964	5	8	1	.385	5 NFL-E	-
1965	7	7	0	.500	2 NFL-E	-
1966	10	3	1	.769	1 NFL-E	**0-1
1967	9	5	0	.643	1 NFL-Cap	**1-1
1968	12	2	0	.857	1 NFL-Cap	0-1
1969	11	2	1	.846	1 NFL-Cap	0-1
1970	10	4	0	.714	1 NFC-E	*2-1
1971	11	3	0	.786	1 NFC-E	*3-0
1972	10	4	0	.714	2 NFC-E	1-1
1973	10	4	0	.714	1 NFC-E	1-1
1974	8	6	0	.571	3 NFC-E	-
1975	10	4	0	.714	2 NFC-E	*2-1
1976	11	3	0	.786	1 NFC-E	0-1
1977	12	2	0	.857	1 NFC-E	*3-0
1978	12	4	0	.750	1 NFC-E	*2-1
1979	11	5	0	.688	1 NFC-E	0-1
1980	12	4	0	.750	2 NFC-E	2-1
1981	12	4	0	.750	1 NFC-E	1-1
1982	6	3	0	.667	2 NFC-E	2-1
1983	12	4	0	.750	2 NFC-E	0-1
1984	9	7	0	.563	4 NFC-E	-
1985	10	6	0	.625	1 NFC-E	0-1
1986	7	9	0	.438	3 NFC-E	-
1987	7	8	0	.467	2 NFC-E	-
1988	3	13	0	.188	5 NFC-E	-
Total	250	162	6	.605		20-16

* Super Bowl Appearance

** NFL Championship Game Appearance

*** NFL strike-shortened season



74

★ **BOB LILLY** ★
Defensive Tackle, 1961-74
INDUCTED – 1980

Before earning the nickname "Mr. Cowboy," Bob Lilly was the first player ever drafted by the Dallas Cowboys in 1961. So it is fitting that Lilly not only became the first Cowboys player inducted into the Ring of Honor in 1975, but also became the franchise's first player inducted into the Pro Football Hall of Fame in 1980.

During the course of 14 seasons with the Cowboys, Lilly was named Rookie of the Year in 1961, was selected to the Pro Bowl a club-record 11-times – 10 consecutive selections between 1964-74 – was named to the All-Pro team seven times and played in two Super Bowls, including the club's very first Super Bowl victory, 24-3 over Miami in Super Bowl VI.

As the foundation of the famed "Doomsday Defense," Lilly's intensity was readily apparent in an infamous scene after the Cowboys Super Bowl V loss to the Baltimore Colts when he ripped his helmet off and hurled it into the air. The following year, the Lilly-led Cowboys defense held Miami to only a field goal in Super Bowl VI, the fewest points every given up in Super Bowl history.

"The competition is what I love," Lilly once said. "That makes me a lot more intense. Personalities don't enter into it at all. My objective is to get the man with the ball. Nobody better get in my way."

Lilly is the Cowboys' all-time leader in consecutive games played at 196, is tied for second with 14 seasons played and second all-time with 194 games started. Lilly led the Cowboys in sacks three consecutive years, beginning with his rookie season.

"A man like that comes along once in a lifetime," late Cowboys head coach Tom Landry said in 1972. "He is something a little bit more than great. Nobody is better than Bob Lilly."

Lilly was a two-time All-American defensive end at Texas Christian University and a two-time all-Southwest Conference team selection.

He was born July 26, 1939, in Olney, Texas.

LILLY'S ACCOMPLISHMENTS:

- ★ 11-Time Pro Bowl (Franchise Record)
- ★ 7-Time All-Pro
- ★ NFL 75th Anniversary Team
- ★ AFL-NFL 25-year Anniversary Team
- ★ National Football Foundation Hall of Fame
- ★ Super Bowl VI Title
- ★ 2 NFC Titles
- ★ 4 Eastern Conference Titles
- ★ November 23, 1975 declared "Bob Lilly Day" in Dallas, Texas
- ★ College Football Hall of Fame



Bob Lilly was the first Cowboys player inducted into the Pro Football Hall of Fame in 1980.



20

★ MEL RENFRO ★
Defensive Back, 1964-77
INDUCTED - 1996

Mel Renfro first came to the Cowboys a highly-acclaimed running back out of the University of Oregon. But Cowboys head coach Tom Landry saw Renfro as a defensive back when they selected him in the second round of the 1964 draft.

And what a defensive back he was, becoming arguably the best safety-cornerback during his 14-year career to ever play for the Cowboys, and one of the best to ever play in the NFL. His 52 career interceptions and 26.4-yard career kickoff-return average still stand as team records, both a tribute to his running ability.

The NFL certainly got to know Renfro in a hurry, having been elected to the Pro Bowl in each of his first 10 seasons in the NFL – the first six at free safety and the final four at cornerback. His 10 Pro Bowl appearances is second to only Bob Lilly's 11 for the Cowboys.

On top of his 10 Pro Bowls, Renfro was a four-time All-Pro, playing in four Super Bowls and eight NFC Championships. He became the fifth member of the exclusive Ring of Honor in 1981, and was finally elected to the Pro Football Hall of Fame in 1996 in his 14th year of eligibility.

Renfro's 14 seasons with the Dallas Cowboys ties him for second in club history, just one shy of the record.

While at Oregon, Renfro led the team in rushing three consecutive years and was a two-time All-American. Despite coming to the NFL as an acclaimed runner, Renfro only ran the ball eight times during his career, all in 1966. Landry saw a free safety first, Renfro spending his first six seasons at safety and the final eight at corner.

In the middle of Renfro's All-Pro 1969 season, Landry was uncharacteristically complimentary toward one of his players, calling him "the best in the league at free safety."

But the Cowboys certainly figured out a way to capitalize on Renfro's running ability, having him return punts and kickoffs early in his career. He led the NFL in kickoff and punt returns his rookie season, and had seven interceptions, returning one for a touchdown. Renfro still is tied for the franchise lead with two career touchdown returns, and his 30-yard kick-off return average in 1965 still remains as the single-season high.

But it was interceptions Renfro was best known for during his career. In his first six years at free safety, Renfro totaled 30 interceptions. His interception totals declined somewhat when Landry moved him to cornerback for good in 1970. The decline had more to do with quarterbacks' reluctance to throw his way than any diminishing skills or quickness. His 626 interception return yards still stands as a career record for the Cowboys.

That 1971 Pro Bowl possibly was the greatest indication of Renfro's all-round ability. Not only did he play cornerback, but he also returned two punts for touchdowns, leading the NFC to a 27-6 win and earning the game's Most Valuable Player award.

He was born Dec. 30, 1941, in Houston, Texas.

RENFRO'S ACCOMPLISHMENTS:

- ★ 4-Time All-Pro
- ★ 10-Time Pro Bowl
- ★ 3-Time All-NFC
- ★ Cowboys Career Record 52 interceptions
- ★ Cowboys Career Record 26.4-yard kickoff-return average
- ★ Cowboys Career Record 626 interception return yards
- ★ Super Bowl VI and XII Titles
- ★ 4 NFC Championships
- ★ 9 Division Titles
- ★ Consensus All-American, 1962

RENFRO'S CAREER TOTALS

	Kickoff Returns				
	No.	Yds.	Avg.	Long	TD
Totals.....	85	2246	26.4	100	2

	Fum. Rec.		TD
	No.	Yds.	
Totals.....	12	3	

*Official tackle and sack stats not tabulated until 1979.

	Punt Returns				
	No.	Yds.	Avg.	Long	TD
Totals.....	109	842	7.7	69	1

	Interceptions				
	No.	Yds.	Avg.	Long	TD
Totals.....	52	626	12.0	90ft	3



21

★ DEION SANDERS ★ Cornerback, 1995-99 INDUCTED - 2011

On Sept. 9 1995, the Dallas Cowboys made the biggest free agent move in the franchise's history – and perhaps the boldest maneuver in the history of NFL free agency – by signing Deion Sanders to a long term contract. In doing so, Dallas was able to secure the services of one of the most talented cornerbacks in the history of the NFL. His stardom in the NFL was apparent from his very first game when he returned a punt 68 yards for a touchdown in his NFL debut. More of that spectacular play continued throughout his 14-season, 188-game career. Sanders, who spent time with five different NFL teams, scored a total of six touchdowns on punt returns, three touchdowns on kickoff returns, and returned nine interceptions for scores. The multi-faceted athlete also returned one fumble for a touchdown and had 60 receptions for 784 yards and 3 touchdowns during his career with the Falcons (1989-1993), San Francisco 49ers (1994), Dallas Cowboys (1995-99), Washington Redskins (2000) and Baltimore Ravens (2004-05). In all, he recorded 53 career interceptions including five with the Ravens when he returned to the field after a three-year retirement.

Sanders was an extremely gifted and versatile athlete, who, in addition to his various skills as a cornerback, punt returner and pass receiver, was also a Major League Baseball player. As a baseball player, Sanders spent time with the following major league clubs: New York Yankees (1989-90), Atlanta (1991-94), Cincinnati Reds (1994-95, 1997, 2001) and San Francisco Giants (1995). He is the only man in professional sports to play in both a World Series (batting at a .533 World Series clip with the Atlanta Braves in 1992) and in the Super Bowl (with victorious San Francisco and Dallas teams following the 1994 and 1995 seasons). To further validate his versatility, Sanders is the only man in NFL history who has recorded both a pass reception – a 47-yarder, the longest completion of the game in Super Bowl XXX – and an interception – returned for 15 yards in Super Bowl XXIX – in Super Bowl action. After helping the Cowboys win Super Bowl XXX, Sanders announced on Feb. 20, 1996 that he would play football exclusively for the entire 1996 season – marking the first one-sport season of his professional athletic career. As a result, Sanders started 16 regular season games at cornerback and another eight at wide receiver – becoming the first two-way starter in the NFL since the Philadelphia Eagles' Chuck Bednarik, who retired in 1962. At the completion of the 1996 football season, Sanders returned to baseball, signing with the Cincinnati Reds, and went on to lead the major leagues in stolen bases (56) well into the final month of the 1997 season before returning to football on a full-time basis in September.

Once recognized as the league's most dominant coverage cornerback, Sanders was capable of single-handedly taking half of the field away from opposing offenses, and, often teams simply refused to throw the football his way. His elite reputation as a performer is backed up by his production. He was selected to eight Pro Bowls, and became a member of the NFL's All-Decade Team of the 1990s as both a cornerback and a punt returner, leading the NFL in punt returns in 1998 with a 15.6 average. He also led the NFC in kickoffs in 1992 and interceptions in 1991 and 1993. He was named first-team All-Pro nine times at cornerback in addition to receiving All-NFL acclaim by some media outlets as a kick returner in 1992 and as a punt returner in 1998. Sanders won two Super Bowls during his career. He started at right cornerback for the 49ers in their 49-26 victory over the San Diego Chargers in Super Bowl XXIX and at left cornerback in the Cowboys 27-17 win over the Pittsburgh Steelers in Super Bowl XXX.

His unmatched foot-speed, quickness and big-play ability made him a dangerous weapon every time he touched the ball. His 23 career touchdowns (including playoffs) have been scored in the following manner: interceptions (nine), pass receptions (three), rushes (one), kickoff returns (three), punt returns (six) and fumble recoveries (one). Sanders holds the NFL record for career touchdowns scored on any type of return with 18. Perhaps the one statistic that supports Sanders' status as one of the game's greatest playmakers is his career interception return average of 25.1 yards-per-return on 53 career thefts (1,331 yards), ranking him sixth all-time. He retired second all-time in interception return yardage (1,331) and tied for second for most interceptions returned for a touchdown in a career (nine) and a season (three). His career-high 303 yards gained on interception returns with the 49ers in 1994 was third best ever in the NFL at the time of his retirement. He also returned three picks for touchdowns (74, 93, 90 yards) that season to become the first player ever to have two 90-yard interception returns for touchdowns in the same season. He was named the NFL's Defensive Player of the Year.

Sanders was originally drafted by Atlanta in the first round (fifth overall) of the 1989 NFL Draft out of Florida State, just behind Troy Aikman (first overall selection in 1989).

SANDERS' ACCOMPLISHMENTS:

- ★ Only man in professional sports to play in both a World Series and in a Super Bowl
- ★ 8-Time Pro Bowl
- ★ Member of the NFL's All-Decade Team of the 1990s as both a cornerback and a punt returner.
- ★ Named first-team All-Pro nine times at cornerback
- ★ Holds the NFL record for career touchdowns scored on any type of return with 18



★ **TEX SCHRAMM** ★
Cowboys President and General Manager
1959-1989
INDUCTED - 1991

Texas Earnest Schramm Jr., better known as "Tex," rose to Professional Football Hall of Fame status during his 29 seasons as president and general manager of the Dallas Cowboys, turning a 1960 expansion franchise in Dallas into one of the most successful franchises in NFL history.

With Schramm overseeing the birth and growth of the Cowboys organization, the team reached five Super Bowls, winning two, made 18 playoff appearances and compiled an NFL-record 20 consecutive winning seasons, one of the longest such streaks in all of professional sports.

Schramm was an NFL pioneer and innovator. Under his watch, the Dallas Cowboys were always on the cutting edge with revolutionary ideas and visions. He was instrumental in creating the Dallas Cowboys Cheerleaders, the first of their kind in professional football, developing the Cowboys' Ring of Honor and bringing an annual Cowboys Thanksgiving Day game to the nation.

Schramm's work was not just focused on the Dallas Cowboys, as his tireless efforts changed the face of the entire NFL. He was a driving force behind the development and implementation of instant replay, giving the head referee a microphone for penalty announcements, shortening the play-clock and helping to develop the wild-card playoff system.

A tough negotiator, Schramm was the engineer in building the Cowboys foundation from the ground up. His tough stance in labor negotiations was also evident in his support for using replacement players during the 1987 NFL strike. After just three weeks, the move proved successful and the players returned to work. The benefits of this would be apparent in future years as lasting labor peace was reached with the NFL Players Association in 1992 and has continued since.

His position as chairman of the NFL Competition Committee from 1966 to 1988 aided his innovative efforts. Schramm's impact on the league was widespread, and probably his most cherished legacy since the one-time TV-executive at CBS who first came up with the idea of televising the Winter Olympics in 1960 from Squaw Valley was such a firm believer in preserving and making history.

One of Schramm's most significant accomplishments in the NFL was coordinating the merger of the established NFL and the fledgling American Football League in 1966, holding what amounted to as secret meetings with Kansas City Chiefs owner Lamar Hunt at the insistence of NFL Commissioner Pete Rozelle.

The merger of the two warring leagues led to what became known as the Super Bowl, and when the leagues combined in 1970, the most powerful sports league in the world.

After Schramm departed the Cowboys in 1989 when Jerry Jones bought the club, he went international, becoming president of the upstart World League of American Football, later to become know as NFL Europe. He was inducted into the Pro Football Hall of Fame in 1991.

"I'm not one of the great athletes like the men behind me," a jubilant Schramm said during his Hall of Fame induction speech. "But I'm thrilled to be standing in front of them. Many of the men in here were my heroes. To be rubbing shoulders with them, it's beyond my comprehension."

In all, Schramm spent 44 years of his life in professional football, starting as a sportswriter for the Austin American-Statesman in 1947 – a natural step for the California-born Schramm who earned a bachelor's degree in journalism from the University of Texas. Schramm spent 10 seasons with the Los Angeles Rams (1947-56), where Schramm first came in contact with Rozelle, who Schramm hired to be the Rams public relations director in 1952. Schramm then spent a brief period (1957-59) at CBS before being hired by Clint Murchison in 1959 to oversee the startup of the Dallas expansion franchise.

Schramm was born on June 2, 1920, in San Gabriel, Calif.

TEX SCHRAMM'S NFL LEGACY

During Schramm's 25 years as chairman of the NFL's Competition Committee, the NFL implemented the following:

Year	Contribution
1970	Moved the official game time to the scoreboard clock
1972	Moved the hash marks toward the center of the field to aid offense
1974	Implemented stricter pass defense rules to influence scoring
1974	Moved goalposts from the goal line to the end line for safety and to help offensive play
1974	Developed the sudden-death overtime concept for breaking ties
1975	Gave the referee a microphone to announce calls to the crowd and TV audiences
1977	Made defensive linemen's head slaps illegal
1979	Implemented the in-the-grasp rule to protect quarterbacks
1986	Instituted Instant Replay to aid officials
	Enabled Quarterbacks to stop the clock by throwing the ball directly into the ground

STAFF

PLAYERS

2010 SEASON

RECORDS

PLAYOFF RECORDS

HALL OF FAME

SIDELINES

22 ★ EMMITT SMITH ★

Running Back, 1990-2004

INDUCTED - 2010



In 15 seasons - 13 with Dallas - Emmitt Smith made an impact on the NFL that few players can match at any position or in any era. As the NFL's all-time leading rusher, Smith also won four NFL rushing titles, three Super Bowl titles and a league (1993) and Super Bowl (XXVIII) MVP award. He was selected to the Pro Bowl eight times, and on the club's offense, only Larry Allen (10) was selected to more in club history. Among NFL running backs, only Barry Sanders (10) was selected more times. With 975 rushing yards in 2002, Smith became just the seventh player in NFL history to carry the title of all-time rushing leader, taking that designation from Walter Payton.

After 13 seasons in Dallas, Smith had 17,162 career rushing yards, and he moved past Payton's 16,726 career yard mark in Week Eight of the 2002 season against Seattle. Smith finished his pro career with 18,355 yards and is also the NFL's career rushing touchdowns leader (164), and second in league annals in total touchdowns (175), trailing Jerry Rice by 33. The first player in NFL history to post five straight seasons with over 1,400 yards rushing, Smith, Jim Brown and LaDainian Tomlinson are the only players with seven straight 10-touchdown seasons to start their career. With 1,021 yards rushing in 2001, Smith became the first player in NFL history to rush for 1,000 yards in 11 consecutive seasons and the first to post 11 1,000-yard rushing seasons in a career.

Smith holds the NFL record for career rushing attempts with 4,409, passing Payton (3,838) in Week Three of the 2002 season. With an NFL record 25 rushing touchdowns in 1995, Smith scored 100 career touchdowns in just six seasons, originally the fastest anyone in league history had reached that mark. Smith also tied Brown's NFL record by scoring 100 touchdowns in just 93 career games. Since Smith's accomplishment, Tomlinson reached the feat in 89 games. His 25 career scores against the Arizona Cardinals is tied for the third-best total by a player against an opponent since 1970, followed by his 24 scores against Washington and the N.Y. Giants.

His value to the Cowboys success can be seen in the club's 99-26 mark (91-24 in regular season) when he carried the ball 20-or-more times a game and 64-19 record (57-19 in regular season) when he rushed for 100 yards. The century mark became a big number in Smith's career, having rushed for 100 yards in 155-of-326 games dating back to high school, including 83-of-218 games with Dallas, including playoffs. In NFL annals, Smith's 78 regular season 100-yard rushing games is a record. Included in Smith's club-record 76 100-yard rushing games are 11 of the top 15 performances in team history and 18 days with over 150 yards (the fourth highest total of 150-yard games in NFL history). Smith rushed for over 100-yards against 22 of the 32 NFL teams.

In addition, he rushed for 2,466 yards against the Philadelphia Eagles in his 15-year career, his best out-pout against any single opponent. That total ranks second since 1970 for running backs against one team. Smith also has the third and fourth best totals in that category.

One reason Smith was such a workhorse in the Dallas offense over the years was his ability to answer the bell at game time, having started 216-of-218 career games - including playoffs. While in Dallas, he missed just four career games due to injury, and it was that durability that enabled Smith to lead the Cowboys in rushing in 178 of his 201 career regular season games. The lack of decline in Smith's game is also evidenced by the fact that he had rushed for 5,928 yards since from 1998-2002 - the fifth highest yardage total in the NFL over that time span. His 41 rushing touchdowns during his last five years in Dallas was the third-best figure in the league.

Not limited to rushing and scoring, Smith is fourth on the Cowboys all-time reception list with 486 career catches, trailing Drew Pearson (489) by three receptions. Smith is one of only six NFL players who have amassed over 9,000 career-rushing yards and 500 career receptions. He is second on the NFL's yards from scrimmage list and fourth on the NFL's all-time combined yardage list with 20,174 yards.

Smith was born on May 15, 1969 in Pensacola, Fla.

SMITH'S ACCOMPLISHMENTS:

- ★ 8 -Time Pro Bowl
- ★ League (1993) and Super Bowl MVP (XXVIII)
- ★ 4 - NFL rushing titles (91,92,93,95)
- ★ NFL record holder for 1,000 yard seasons (11)
- ★ Super Bowl XXVII,XXVIII,XXX titles
- ★ NFL all-time leading rusher (18,355)
- ★ NFL career rushing touchdowns leader (164)
- ★ 1990 NFL Rookie of the Year

SMITH'S CAREER TOTALS


Year Team	GP	Att	RUSHING				RECEIVING				
			Yds	Avg	Long	TD	Rec	Yds	Avg	Long	TD
1990 (Dallas)	16	241	937	3.9	48	11	24	228	9.5	57	0
1991 (Dallas)	16	365	1,563	4.3	75	12	49	258	5.3	14	1
1992 (Dallas)	16	373	1,713	4.6	68	18	59	335	5.7	26	1
1993 (Dallas)	14	283	1,486	5.3	62	9	57	414	7.3	86	1
1994 (Dallas)	15	368	1,484	4.0	46	21	50	341	6.8	68	1
1995 (Dallas)	16	377	1,773	4.7	60	25	62	375	6.0	40	0
1996 (Dallas)	15	327	1,204	3.7	42	12	47	249	5.3	21	3
1997 (Dallas)	16	261	1,074	4.1	44	4	40	234	5.9	24	0
1998 (Dallas)	16	319	1,332	4.2	32	13	27	175	6.5	24	2
1999 (Dallas)	15	329	1,397	4.2	63	11	27	119	4.4	14	2
2000 (Dallas)	16	294	1,203	4.1	52	9	11	79	7.2	19	0
2001 (Dallas)	14	261	1,021	3.9	44	3	17	116	6.8	22	0
2002 (Dallas)	16	254	975	3.8	30	5	16	89	5.6	17	0
2003 (Arizona)	10	90	256	2.8	22	2	14	107	7.6	36	0
2004 (Arizona)	15	267	937	3.5	29	9	15	105	7.0	18	0
Totals	226	4,409	18,355	4.2	75	164	515	3,224	6.3	86	11

12

★ ROGER STAUBACH ★

Quarterback, 1969-79

INDUCTED - 1985



Good things come to those who wait, and certainly the Dallas Cowboys patience in the mid-60's was supremely rewarded, landing one of the best players in franchise history because they were willing to wait for Roger Staubach to fulfill his military commitment.

For those five years of patience, the Cowboys landed the guy who became better known as "Roger The Dodger" over the next 11 years when he was selected to six Pro Bowls - including five consecutively - and was named the NFL Players Association Most Valuable Player in 1971. Staubach led the NFL in passing four times and was selected to the All-NFC team four times.

"He is one of the finest to ever play the game," Green Bay Packers Quarterback Bart Starr once said of Staubach. "I think if I had some of that Staubach competitiveness, I'd have been much better."

Staubach, the 1963 Heisman Trophy winner, was drafted by the Dallas Cowboys in 1964 from the Naval Academy, but did not join the team until 1969 due to his Navy commitment. Former president and general manager Tex Schramm signed Staubach to a futures contract in a hotel room in 1964, actually scribbling out the details on a legal-sized tablet that would have Staubach paid annually to participate in training camp practices when he had enough leave built up.

The 1963 Heisman Trophy winner showed up in Dallas as a 27-year-old rookie, but in those 11 seasons still managed to carve out the franchise's all-time leading quarterback rating of 83.42 and became a four-time NFL passing champion. But Staubach almost became better known for his scrambling ability, and to this day ranks eighth on the Cowboys' all-time rushing list with 2,264 yards.

Staubach owns the second-most passing yards in club history, 22,700, and his 3,586 in 1979 still ranks as the second most passing yards in a single season for the Cowboys. He also still leads the club with a career average of 7.67 yards per attempt, and his three 300-yard passing performances in 1979 has him tied for the single-season lead with Don Meredith and Danny White.

Staubach also became known as "Captain Comeback" for his 23 fourth-quarter come-from-behind victories in regular season and playoff games, including 14 in the final two minutes or overtime. Never was this more apparent than in a 1975 playoff game against the Minnesota Vikings when Staubach connected with wide receiver Drew Pearson on a desperation 50-yard "Hail Mary" touchdown pass that knocked the Vikings out of the playoffs.

"You could never defeat Roger mentally or physically," late Cowboys head coach Tom Landry said in 1983. "He was like that in a game, in practice, or in the business world."

Staubach ended his Cowboys career with four Super Bowl appearances, including wins in Super Bowls VI and XII. In Super Bowl VI, Staubach was named the game's Most Valuable Player.

Following the 1979 season, Staubach retired, fearing the after-effects of recurring concussions.

In 1983, Staubach became the sixth member of the Dallas Cowboys Ring of Honor and two years later was inducted into the Pro Football Hall of Fame.

He was born Feb. 5, 1942, in Cincinnati, Ohio.

STAUBACH'S ACCOMPLISHMENTS:

- ★ 6-Time Pro Bowl
- ★ 4-Time NFL Passing Champion
- ★ MVP of Super Bowl VI
- ★ Super Bowl VI and XII Titles
- ★ 5 NFC Titles
- ★ 7 Division Titles
- ★ 1979 Byron "Whizzer" White Award
- ★ 1971 NFL Players Association Most Valuable Player
- ★ 1971 Bert Bell Award
- ★ 1975 Vince Lombardi Sportsman of the Year
- ★ 1963 Heisman Trophy
- ★ 1963 Walter Camp Memorial Trophy
- ★ 1965 Naval Academy Athletic Association Sword

STAUBACH'S CAREER PASSING TOTALS

Year	G	Att	Comp	Comp %	Yds	YPA	TD	Int	Rating
1969	6	47	23	48.9	421	8.96	1	2	69.5
1970	8	82	44	53.7	542	6.61	2	8	42.9
1971	13	211	126	59.7	1882	8.92	15	4	104.8
1972	4	20	9	45.0	98	4.90	0	2	20.4
1973	14	286	179	62.6	2,428	8.49	23	15	94.6
1974	14	360	190	52.8	2,552	7.09	11	15	68.4
1975	13	348	198	56.9	2,666	7.66	17	16	78.5
1976	14	369	208	56.4	2,715	7.36	14	11	79.9
1977	14	361	210	58.2	2,620	7.26	18	9	87.0
1978	15	413	231	55.9	3,190	7.72	25	16	84.9
1979	16	461	267	57.9	3,586	7.78	27	11	92.3
Total	131	2,958	1,685	57.0	22,700	7.67	153	109	83.4

54

★ **RANDY WHITE** ★
Defensive Tackle, 1975-88
INDUCTED – 1994



Randy White came to the Cowboys from the University of Maryland as the No. 2 pick in the 1975 NFL Draft. Before his career was over, 14 years later, he would become known as the "Manster" – half man, half defensive monster – setting numerous franchise records as the heart-and-soul of the famed "Doomsday Defense."

White struggled in his first two years with the Cowboys when then head coach Tom Landry moved White from his familiar defensive tackle position to linebacker. But, after Landry moved White back to right tackle in 1977, White became one of the NFL's most dominating defensive linemen and a coveted co-Super Bowl MVP.

"Coming out of college a lot was expected of me," White said. "But I never did feel comfortable playing linebacker. Those first two years I was fighting for my life out there. Then they switched me to defensive tackle, where I was a lot more comfortable and from there my career took off."

White played 14 seasons, tying him for second all-time in franchise history, and he set a franchise record with eight All-Pro selections. White also was selected to nine Pro Bowls, ranking third in franchise history for Pro Bowl appearances. White's 16 sacks in 1978 rank third in franchise history for a single season, and he still remains third all-time in career tackles with 1,104 and second with 701 career solo tackles.

"His performances range anywhere from spectacular to spectacular," Landry once said. "He could out-match anybody's intensity from game to game."

In his career, White played in six NFC Championship Games and three Super Bowls, claiming victory in Super Bowl XII and co-MVP honors with teammate Harvey Martin. Even more astounding, White only missed one game in his 14-year career.

In 1994, White was inducted into the Ring of Honor with teammate Tony Dorsett, the same year he was inducted into the Pro Football Hall of Fame.

"Any honor I receive is a reflection on the great teammates and coaches I had in my career," White said. "There's a real special group of guys with the Cowboys, and to be a part of that was a great honor."

He was born Jan. 15, 1953, in Pittsburgh, Pa.

WHITE'S ACCOMPLISHMENTS:

- ★ 9-Time Pro Bowl
- ★ 8-Time All-Pro
- ★ Co-MVP Super Bowl XII
- ★ 1978 Defensive Player of the Year
- ★ 1982 NFL Defensive Lineman of the Year
- ★ Super Bowl XII Title
- ★ 3 NFC Titles
- ★ 5 Division Titles
- ★ 2nd Franchise History Career Solo Tackles (701)
- ★ 3rd Franchise History Career Combined Tackles (1,104)
- ★ 3rd Franchise History Games Played (209)
- ★ Outland Trophy – University of Maryland
- ★ Lombardi Trophy – University of Maryland

WHITE'S CAREER TOTALS

Year	Games	Tackles			Sacks	Fum. Rec.
		Solo	Asst.	Total		
1975	14	13	6	19	7.0	2
1976	14	25	17	42	6.0	1
1977	14	70	48	118	13.0	2
1978	16	75	48	123	16.0	0
1979	15	50	41	91	5.0	1
1980	16	56	32	88	6.5	0
1981	16	61	33	94	8.5	0
1982	9	22	21	43	2.5	1
1983	16	67	33	100	12.5	1
1984	16	81	27	108	12.5	0
1985	16	61	34	95	10.5	0
1986	16	73	30	103	6.5	2
1987	15	39	25	64	6.0	0
1988	16	8	8	16	1.5	0
Total	209	701	403	1,104	111.0	10

Additional Statistics: Rushing (410 carries for 2,264 yards and 20 touchdowns).

70

★ **RAYFIELD WRIGHT** ★
Offensive Tackle, 1967-79
INDUCTED – 2006



Only nine players have played football for the Dallas Cowboys longer than Rayfield Wright, and only five players in the history of the Cowboys organization have been to more Pro Bowls than Wright's six.

After playing tight end, tackle and defensive end during his first three NFL seasons, Wright settled in at right tackle in 1970. Before undergoing knee surgery that forced him to miss most of the 1977 season, Wright was acknowledged as the NFL's premier offensive tackle. Wright was selected to six straight Pro Bowls (1971-76) as a tackle while earning All-Pro honors four times and earning recognition on the NFL's all-decade team for the 1970's.

During each of his 13 seasons, the Cowboys offense ranked in the top six in the NFL for total offense, including leading the league five times. Behind his blocking, Calvin Hill became the first 1,000 yard rusher in team history when he ran for 1,036 yards in 1972. All totaled, Dallas had a running back clear the 1,000 yard barrier five times during his tenure. Also behind his blocking, Roger Staubach became the first quarterback in franchise history to throw for more than 3,000 yards in a season when he totaled 3,190 passing yards in 1978, the year Wright returned from his knee surgery.

In his 13-year NFL career with the Dallas Cowboys, Wright was a key contributor to teams that had 13 straight winning seasons, made 12 playoff trips and won 10 division titles. He also played in eight conference championship games and won five NFC Championships (1970, 1971, 1975, 1977, 1978) and two Super Bowls (VI and XII). He was part of a team that had a 74.1% winning percentage in the regular season (137-48-1) and a 60.0% winning percentage in the post season (15-10).

During his 13 seasons, Wright was a participant in five Super Bowls, claiming the ultimate prize twice. Only one other player in NFL history has appeared in more Super Bowls than Wright, he is one of only 13 players in NFL history, and the only offensive tackle, to have played in five Super Bowls.

During Wright's career, the Cowboys were the only team to play in five Super Bowls in one calendar decade – or in any ten year period of time – advancing to the Super Bowl following the 1970, 1971 1975, 1977 and 1978 seasons.

Rayfield Wright was inducted into the Dallas Cowboys Ring of Honor on October 10, 2004, joining Bob Lilly, Don Meredith, Don Perkins, Chuck Howley, Mel Renfro, Roger Staubach, Lee Roy Jordan, Randy White, Tony Dorsett, Tom Landry, Bob Hayes, Tex Schramm and Cliff Harris. Troy Aikman, Michael Irvin and Emmitt Smith were inducted in 2005.

He was born August 23, 1945, in Griffin, Ga.

WRIGHT'S ACCOMPLISHMENTS:

- ★ 6-time Pro Bowl selection
- ★ 4-time All Pro
- ★ Super Bowl VI and XII titles
- ★ 5 NFC Championships
- ★ 10 Division Titles
- ★ 1970's member of NFL's All-Decade Team



Rayfield Wright became the first Cowboys offensive lineman selected to both the Pro Football Hall of Fame and the Ring of Honor at Texas Stadium.

STAFF

PLAYERS

2010 SEASON

RECORDS

PLAYOFF RECORDS

HALL OF FAME

SIDELINES

Ring of Honor

The Cowboys honor those who made outstanding contributions to the club by inducting them into the Ring of Honor at Cowboys Stadium. Their names and the years of service are prominently displayed in silver on the wall above the benches at Cowboys Stadium. Members of the Cowboys Ring of Honor:



★ TROY AIKMAN ★ Quarterback, 1989-2000

Troy Aikman joined the Cowboys as the first overall pick in the 1989 NFL Draft out of UCLA. After guiding the franchise to three Super Bowl titles, Aikman retired holding or tied for 47 club passing records, including career attempts (4,715), completions (2,898), passing yards (32,942), touchdowns (165) and completion percentage (61.5%). He is the winningest quarterback of any decade, having finished his career with 94 regular season wins in the 90s. Aikman was a six-time Pro Bowler and the MVP of Super Bowl XXVII. He was inducted into the Ring of Honor with Emmitt Smith and Michael Irvin on Monday Sept. 19, 2005 at halftime of the Cowboys-Redskins game. Aikman was elected to the Pro Football Hall of Fame in 2006.



★ TONY DORSETT ★ Running Back, 1977-87

Tony Dorsett finished his career as the second leading rusher in NFL history and played in five NFC Championship Games, two Super Bowls and four Pro Bowls. After guiding the University of Pittsburgh to the 1976 national title and claiming the Heisman Trophy, Dorsett captured rookie of the year honors in 1977. He also holds the NFL record with a 99-yard touchdown run. Inducted into the Ring of Honor in 1994, Dorsett was also elected to the Pro Football Hall of Fame in 1994. Dorsett was inducted into the Ring of Honor at halftime of the Cowboys-Arizona game on Oct. 9, 1994.

★ CLIFF HARRIS ★ Safety, 1970-79

Nicknamed "Captain Crash," Cliff Harris went undrafted in 1970 out of tiny Ouachita Baptist in Arkansas, but he eventually found the starting lineup as a rookie and went on to start nine consecutive years. He was named to six Pro Bowls and four All-NFL teams, and he was a member of two Super Bowl winning teams. Harris was at his best in the postseason, finishing his career with six interceptions in 21 playoff games. Harris was a member of the 1970s NFL all-decade team. Harris was inducted into the Ring of Honor at halftime of the Cowboys-N.Y. Giants game on Oct. 10, 2004.



★ **BOB HAYES** ★
Wide Receiver, 1965-74

Bob Hayes led the Cowboys in receptions three times and accumulated 365 receptions for 7,295 receiving yards during his 10-year career. His 71 career touchdown receptions remains the Cowboys club record. Hayes also registered remarkable career numbers for average yards-per-catch (20.0) and average yards-per-punt return (11.1). He was a three-time Pro Bowl selection and four-time All-Pro. One of the greatest sprinters in the history of track and field, Hayes joined the Cowboys with the title of "World's Fastest Human" after winning the Olympic gold medal in the 100 meters in Tokyo in 1964. Hayes was inducted into the Ring of Honor at halftime of the Cowboys against San Diego on Sept 23, 2001. Hayes was elected to the Pro Football Hall of Fame in 2009.



★ **CHUCK HOWLEY** ★
Linebacker, 1961-73

When Chuck Howley retired in 1973, Tom Landry said "I don't know that I've seen anybody better at linebacker than Howley." A six-time All-Pro, Howley was the most valuable player in Super Bowl V. The Cowboys traded for Howley, who was drafted by Chicago in 1958. He was an All-America center at West Virginia. A six-time Pro Bowl selection, Howley was inducted into the Ring of Honor at halftime of the Cowboys against Detroit, Oct. 30, 1977.

★ **MICHAEL IRVIN** ★
Wide Receiver, 1988-99

Michael "The Playmaker" Irvin helped lead the Dallas Cowboys to six division titles and three Super Bowl rings before a spinal injury cut his playing career short. Irvin was the team's top receiver for eight consecutive seasons and retired as the Cowboys all-time leader in receptions (750), receiving yards (11,904), playoff receptions (87) and playoff receiving yards (1,315). As a five-time Pro Bowl selection, between 1991-98, Irvin has two more appearances than any other receiver in club history. Irvin was inducted into the Ring of Honor with Emmitt Smith and Troy Aikman on Monday Sept. 19, 2005 at halftime of the Cowboys-Redskins game. Irvin was elected to the Pro Football Hall of Fame in 2007.




★ **LEE ROY JORDAN** ★
Linebacker, 1963-76

The inspirational leader of the Cowboys first championship teams was Lee Roy Jordan. The Cowboys first-round draft choice in 1963 following an All-America career at Alabama, Jordan anchored the "Doomsday Defense" from his middle linebacker position for 14 years. He was named to the Pro Bowl five times and All-Pro twice. Jordan was inducted into the Ring of Honor at halftime of the Cowboys against Arizona on Oct. 29, 1989.

★ **TOM LANDRY** ★
Head Coach, 1960-88

The first head coach of the Cowboys, Tom Landry led Dallas to two Super Bowl wins and five NFC titles in his 29 years at the Cowboys helm. He compiled a career record of 270-178-6, the third most wins in NFL history, and was elected to the Pro Football Hall of Fame in 1990. Landry was inducted into the Ring of Honor at halftime of the Cowboys against N.Y. Giants on Nov. 7, 1993.




★ **BOB LILLY** ★
Defensive Tackle, 1961-74

Nicknamed "Mr. Cowboy," Bob Lilly was the franchise's first draft choice in 1961, the first name in the Ring of Honor in 1975 and its first inductee into the Pro Football Hall of Fame in 1980. A seven-time All-Pro, Lilly was named to a club-record 11 Pro Bowls. He was a two-time All-SWC pick and an All-America at Texas Christian University before being drafted by Dallas. Lilly was inducted into the Ring of Honor at halftime of the Cowboys against Philadelphia on Nov. 23, 1975.

★ **DON MEREDITH** ★
Quarterback, 1960-68

Don Meredith led the Cowboys to their first winning season and their first NFL Championship Game in 1966. Signed by Clint Murchison, Jr. before Dallas was granted its NFL franchise, "Dandy Don" played in two Pro Bowls and was named NFL Player of the Year in 1966. A two-time All-America at SMU, Meredith was inducted into the Ring of Honor at halftime of the Cowboys against N.Y. Giants on Nov. 7, 1976.




★ **DON PERKINS** ★
Running Back, 1961-68

Don Perkins was the first Cowboys player to rush for more than 6,000 yards. A six-time Pro Bowl selection, Perkins finished among the top 10 NFL rushers in each of his eight seasons. He was named NFL Rookie of the Year in 1961 and All-Pro in 1962. Perkins was signed before Dallas was granted its NFL franchise. A three-time All-Skyline pick at New Mexico, Perkins was inducted into the Ring of Honor at halftime of the Cowboys against N.Y. Giants on Nov. 7, 1976.

★ MEL RENFRO ★
Defensive Back, 1964-77

Mel Renfro was named to the Pro Bowl his first 10 seasons in the NFL. He is the club's all-time interceptor with 52 and kickoff returner with a 26.4-yard career average. Renfro was drafted in the second round in 1964 after a career as an All-America halfback and world class sprinter at Oregon. A five-time All-Pro, Renfro was inducted into the Ring of Honor at halftime of the Cowboys against Miami, Oct. 25, 1981. In 1996 Renfro was elected to the Pro Football Hall of Fame.



★ TEX SCHRAMM ★
President and General Manager, 1960-1989

Texas Earnest Schramm Jr., served 29 seasons as president and general manager of the Cowboys, turning a 1960 expansion team into one of the most successful franchises in NFL history. Under Schramm, the team reached five Super Bowls, winning two, made 18 playoff appearances and compiled an NFL-record 20 consecutive winning seasons. Schramm was instrumental in creating the

Dallas Cowboys Cheerleaders, developing the Cowboys Ring of Honor and bringing an annual Cowboys Thanksgiving Day game to the nation. Schramm, as chairman of the NFL Competition Committee from 1966 to 1988, was a driving force behind the development of instant replay, giving the head referee a microphone for penalty announcements and developing the wild-card playoff system. One of Schramm's most significant accomplishments was coordinating the merger of the NFL and the American Football League in 1966. He was inducted into the Pro Football Hall of Fame in 1991. Schramm was inducted into the Ring of Honor at halftime of the Cowboys game against Philadelphia on Oct. 12, 2003.

★ EMMITT SMITH ★
Running Back, 1990-2002

Emmitt Smith retired as the NFL's all-time rushing leader with 18,355 yards and scored more rushing touchdowns (164) than any other player in NFL history. Smith was selected to the Pro Bowl eight times, won four NFL rushing titles ('91, '92, '93 and '95), three Super Bowl titles, and a league (1993) and Super Bowl (XXVII) MVP award. Smith broke Walter Payton's NFL rushing record at Texas Stadium on Oct. 27, 2002 on an 11-yard run in the fourth quarter against the Seattle Seahawks. Smith was inducted into the Ring of Honor with Troy Aikman and Michael Irvin on Monday Sept. 19, 2005 at halftime of the Cowboys-Redskins game. Smith was elected to the Pro Football Hall of Fame in 2010.



★ ROGER STAUBACH ★
Quarterback, 1969-79

Roger Staubach led the Cowboys to six NFC Championship Games, four Super Bowls and two Super Bowl titles. A great clutch performer, Staubach led Dallas to comeback victories 23 times, 14 in the last two minutes or overtime. A five-time Pro Bowler, he was drafted by Dallas in 1964 after winning the Heisman Trophy and Maxwell Award at the Naval Academy. Staubach was inducted into the Ring of Honor at halftime of the Cowboys against Tampa Bay, Oct. 9, 1983. Roger was elected to the Pro Football Hall of Fame in 1985.

STAFF

PLAYERS

2010 SEASON

RECORDS

PLAYOFF RECORDS

RING OF HONOR

SIDELINES

★ RANDY WHITE ★

Defensive Tackle, 1975-88

A nine-time Pro Bowler during his 14 years with Dallas, Randy White established a club-record with eight straight All-Pro selections. White was co-MVP (with teammate Harvey Martin) in the Cowboys Super Bowl XII victory over Denver. A consensus All-America defensive end for Maryland in 1974, White won both the Outland Trophy and the Vince Lombardi Awards. White was inducted into the Ring of Honor at halftime of the Cowboys against Arizona on Oct. 9, 1994. Randy was also elected to the Pro Football Hall of Fame in 1994.



★ RAYFIELD WRIGHT ★

Tackle, 1967-79

Rayfield Wright is the only offensive lineman in the Ring of Honor. A seventh-round draft choice, Wright made the conversion from tight end to tackle and became the Cowboys most decorated offensive lineman of the 1970s. During his 13-year career, the "Big Cat" was selected to the Pro Bowl six times, named All-Pro on four occasions and was on two Super Bowl-winning teams in the 1970s. He was the leader of Dallas offensive line units that produced the club's first five 1,000-yard individual rushing seasons. Wright was inducted into the Ring of Honor at halftime of the Cowboys-N.Y. Giants game on Oct. 10, 2004. Wright was elected to the Pro Football Hall of Fame in 2006.

Historical Highlights

1960

LANDRY HIRED – Clint Murchison, Jr., and Bedford Wynne sign N.Y. Giants defensive assistant Tom Landry to a personal services contract on Dec. 27, 1959, with the intention of naming him head coach once they are awarded an expansion franchise by the NFL.

NFL FRANCHISE – Clint Murchison, Jr., and Bedford Wynne were awarded an expansion franchise in the NFL at the annual league meeting in Miami Beach, Fla. The Cowboys were to play as a "swing" team, playing every other team one time during the first season, although listed in the Western Conference standings (January 28).

COWBOYS STOCKED – A player pool was set up in the league meeting in Los Angeles, with each of 12 NFL teams freezing 25 names on its roster and the Cowboys allowed to pick three from each team for a total of 36 veterans. Dallas, once given the list, had to select its 36 players within 24 hours (March 13).

TRAINING STARTS – Rookies report to first Cowboys camp at Pacific University in Forest Grove, Oregon (July 9).

FIRST PRE-SEASON GAME – The Cowboys, less than six months in existence, get their first test and drop a 16-10 preseason game to San Francisco in Seattle (August 6).

FIRST HOME GAME – In their Dallas debut, in the Salesmanship Club preseason game, the Cowboys led the world champion Baltimore Colts into the final minute before a 62-yard pass from Johnny Unitas to Lenny Moore gave the Colts a 14-10 victory (August 19).

FIRST VICTORY – In a preseason game at Louisville, KY, the Cowboys beat the New York's Giants, 14-3, with Frank Clarke catching touchdown passes for 73 yards (Eddie LeBaron) and 74 yards (Don Meredith) (August 27).

FIRST LEAGUE GAME – In their first league game, Dallas fell to Pittsburgh, 35-28, with Bobby Layne leading a fourth-period Steelers rally (Sept. 24, Saturday night).

STREAK SNAPPED – Dallas snaps a 10-game loss streak by tying New York, 31-31, at Yankee Stadium (Dec. 4).

1961

TRAINING STARTS – Rookies launch training at new campsite – St. Olaf College in Northfield, Minn. (July 9).

FIRST LEAGUE WIN – Scoring 10 points in the final 56 seconds, the Cowboys score their first NFL victory, 27-24, over Pittsburgh in the '61 league opener in the Cotton Bowl. Allen Green's 27-yard field goal on the game's final play won it before 23,500 spectators (Sept. 17).

1962

TRAINING STARTS – Team begins training at new campsite – Northern Michigan College in Marquette, Mich. (July 13).

PENALTY HISTORY – For the first time in anyone's memory in an NFL game, points were awarded for a penalty. The Cowboys were holding in the end zone on a 99-yd. TD pass from LeBaron to Clarke, and Pittsburgh was awarded a safety. The Steelers eventually won, 30-28 (Sept. 23).

100-YARD FIRSTS – Cowboys Amos Marsh returned a kickoff 101 yards and Mike Gaechter returned a pass interception 100 yards, both plays for fourth-quarter TDs in a 41-19 win over Philadelphia in Dallas. It was the first time in NFL history that two 100-yard runs had been made in the same game, much less by the same team in the same quarter (Oct. 14).

1963

SHIFT TO KANSAS CITY – The rival Dallas Texans of the AFL announce they are moving the franchise to Kansas City (Feb. 8).

CALIFORNIA TRAINING SITE – The Cowboys open training at California Lutheran College in Thousand Oaks, Calif. (July 12).

HOWTON SETS RECORD – Bill Howton broke Don Hutson's all-time receiving mark with a 14-yard catch at Washington. Hutson's record was 7,991 yards and the catch gave Howton an even 8,000 yards (Sept. 29).

1964

LANDRY CONTRACT – With one year to go on his original contract, Tom Landry is signed to a 10-year extension, in effect giving him an 11-year pact, possibly the longest in major pro sports history (Feb. 5).

1965

FIRST SELLOUT – An overflow crowd of 76,251 jams the Cotton Bowl for the Cleveland game, notching the team's first home sellout. Cleveland won, 24-17 (Nov. 21).

1966

PLAYOFF BOWL – After defeating New York, 38-20, in the season finale (and winning five of their last seven games) to get into the Playoff Bowl at Miami, the Cowboys fall to Baltimore, 35-3 (Jan. 15).

MERGER – Peace comes to pro football with Cowboys General Manager Tex Schramm completing two months of negotiations with AFL's Lamar Hunt, merging the two leagues under the NFL banner (June 8).

SCHRAMM ELEVATED – Texas E. Schramm, Vice-President and General Manager of the Cowboys from the beginning, was named President of the club by Owner Clint Murchison, Jr., who retained the title of Chairman of the Board.

NEELY CASE SOLVED – Dallas and Houston reached agreement in the Ralph Neely case. Neely remained with Dallas with Houston receiving the Cowboys Nos. 1, 2 and two fifth round picks in the 1967 draft (Nov. 17).

THE CHAMPIONSHIP – The Cowboys won their first championship, capturing the Eastern Conference title with a 10-3-1 record, but lost the NFL Championship Game to Green Bay, 34-27.

1967

TEXAS STADIUM – On Dec. 23, Owner Clint Murchison, Jr., formally announced plans to build Texas Stadium in suburban Irving. The stadium, to be financed through a bond-option plan, would be ready for the 1970 season. The stadium would seat a minimum of 58,000.

SECOND CHAMPIONSHIP – Under the NFL's new format, the Cowboys easily won the Capitol Division and defeated Cleveland, Century Division winner, 52-14, in the Cotton Bowl for the Eastern conference championship. However, on Dec. 31 in Green Bay, the Cowboys lost their second bid for an NFL title, falling to the Packers, 21-17, in the 13 degree below weather.

1968

WIN CAPITOL – For the second straight year the Cowboys won the Capitol Division, but for the first time in three years the Cowboys did not win the Eastern Championship, being upset at Cleveland, 31-20, on Dec. 21. Dallas won the Runner-Up Bowl over Minnesota, 17-13.

1969

TEXAS STADIUM – Ground was broken for Texas Stadium in suburban Irving on January 25, and on June 29 Bert Rose was named general manager of the stadium.

ORIGINALS RETIRE – An era ended for the Cowboys in July. On July 5th at a press conference in Dallas, quarterback Don Meredith, the last of the original Cowboys, announced his retirement. Then, on July 18th, the day the veterans were to report to training camp, all-time rushing great Don Perkins officially retired.

REPEAT CAPITOL WINS – Once again the Cowboys rolled to the Capitol Division Championship with an 11-2-1 season. However, the Cowboys failed to win the Eastern Championship when on Dec. 28, the Cowboys lost to Cleveland, 38-14, in the Cotton Bowl.

1970

FIVE STRAIGHT PLAYOFFS – The Cowboys won their last five games to finish 10-4, claim the Eastern Division championship and make the playoffs for the fifth year in a row. They defeated Detroit, 5-0, in the opening round to get a shot at the National Conference championship.

FIRST NFC TITLE – The Cowboys captured the biggest prize of their 11-year history on Jan. 3, 1971 when they downed San Francisco, 17-10, for the NFC crown. A 16-13 loss to Baltimore in the Super Bowl Jan. 17 left Dallas with one major goal still unrealized.

1971

TEXAS STADIUM – The Cowboys opened a new era in their sparkling Irving, Tex., home with a 44-21 victory over the New England Patriots on Oct. 24. Duane Thomas scored the first touchdown in the new stadium, a 56-yard run just two minutes and 16 seconds after the opening kickoff. Attendance was 65,708.

SIX STRAIGHT PLAYOFFS – The Cowboys won their last seven games to finish 11-3, claim the Eastern Division championship and make the playoffs for the sixth year in a row. They defeated Minnesota, 20-12, in the opening round.

SECOND NFC TITLE – For the second consecutive year, the Cowboys met the San Francisco 49ers in the National Conference showdown. This time Dallas won 14-3, to qualify for its second straight Super Bowl.

FIRST WORLD CHAMPIONSHIP – The Cowboys downed the Miami Dolphins, 24-3, to win Super Bowl VI in New Orleans on Jan. 16. It was the 10th victory in a row for Dallas as Roger Staubach passed for two touchdowns and was named the game's Most Valuable Player.

1972

FIRST 1,000-YARD BACK – Calvin Hill became the first Dallas player to rush for 1,000 yards when he gained 111 on Dec. 9 against the Washington Redskins in Texas Stadium. Hill wound up with 1,036 yards for the season on a record 245 carries.

SEVEN STRAIGHT PLAYOFFS – The Cowboys qualified for the NFL playoffs a record seventh consecutive year, their 10-4 record earning them the National Conference Wild Card berth. Roger Staubach passed for two touchdowns in the last 1:30 to give the Cowboys a 30-28 victory at San Francisco in the first round. Then, at Washington on New Year's Eve, Dallas was foiled in its bid for a third straight NFL title with the Redskins win, 16-3.

1973

100 VICTORIES – The Cowboys and Coach Tom Landry recorded their 100th victory with a 40-3 Texas Stadium win over the New Orleans Saints on Sept. 24. Landry ended the season with a career mark of 108-80-6 to rank ninth on the list of the NFL's all-time winningest coaches.

EIGHT STRAIGHT PLAYOFFS – The Cowboys regained the NFC Eastern Division title with a 10-4 record and broke their own NFL record by reaching the playoffs for the eighth year in a row. Dallas defeated the Western Division champion Los Angeles Rams in the first round, 27-16, but fell to Central Division winner Minnesota in the NFC Championship Game, 27-10.

1974

FIRST TOP DRAFT CHOICE – For the first time in their history, the Cowboys had the very first choice in the NFL Draft. The No. 1 pick came to Dallas from Houston in exchange for Tody Smith and Billy Parks. The Cowboys selected Ed “Too Tall” Jones, a 6-9, 260-pound defensive end from Tennessee State.

PLAYOFFS MISSED – The Cowboys’ record breaking string of eight straight years in the NFL playoffs was broken when the club’s 8-6 record failed to qualify.

1975

LILLY HONORED – “Mr. Cowboy” was honored on Bob Lilly Day at Texas Stadium at halftime of the Philadelphia game on Nov. 23. It was first such recognition ever given to a Dallas player. Lilly never missed a game in 14 years with the Cowboys, earning All-Pro honors seven times at defensive tackle before retiring prior to the ’75 season.

TEN STRAIGHT WINNING SEASONS – The Cowboys’ 10-4 record earned them the NFC Wild Card berth in the playoffs. The composite record over 10 straight winning seasons was 101-37-2.

THIRD NFC TITLE – After shocking Minnesota in the first round, 17-14, on Roger Staubach’s 50-yard “Hail Mary” pass to Drew Pearson, the Cowboys traveled to Los Angeles for the NFC showdown. Staubach threw four touchdown passes, three to Preston Pearson, and Dallas won, 37-7. Pittsburgh won Super Bowl X on Jan. 18 in Miami, 21-17.

1976

MEREDITH, PERKINS HONORED – Former Cowboys greats Don Meredith and Don Perkins joined Bob Lilly in the Ring of Honor at Texas Stadium during halftime ceremonies at the New York Giants game on Nov. 7.

ELEVEN STRAIGHT WINNING SEASONS – The Cowboys won the NFC Eastern Division title with their 11-3 record, giving them their 11th straight winning season and 10th playoff berth in that period. A 14-12 first round loss to Los Angeles – the first time Dallas had lost in the first round under the current playoff setup – ended the season.

1977

HOWLEY HONORED – Former All-Pro linebacker Chuck Howley, a Cowboy from 1961 through 1973, became the fourth member of the Ring of Honor. Howley was honored during ceremonies at halftime of the Detroit Lions game on Oct. 30.

TWELVE STRAIGHT WINNING SEASONS – Getting off to an 8-0 start, their best ever, the Cowboys rolled to a 12-2 record, the championship of the NFC East, and their 12th consecutive winning season. They opened their 11th visit to the playoffs in those 12 years with a 37-7 first-round victory over the Chicago Bears at Texas Stadium.

FOURTH NFC TITLE – Dallas crushed the Minnesota Vikings at Texas Stadium, 23-6, for National Conference crown No. 4 and the right to meet the Denver Broncos in Super Bowl XII.

SECOND WORLD CHAMPIONSHIP – The Cowboys stopped the Denver Broncos, 27-10, to win Super Bowl XII in New Orleans on Jan. 15, 1978. In the process, Dallas tied Minnesota for most Super Bowl appearances (four) and Green Bay, Miami and Pittsburgh for most Super Bowl victories (two). Defensive linemen Harvey Martin and Randy White were named co-MVPs in the game.

1978

THIRTEEN STRAIGHT WINNING SEASONS – After a mediocre 6-4 start, the Cowboys won six straight games to finish the expanded regular season with a 12-4 record and their 10th division crown. It marked the Cowboys’ 13th consecutive winning season and 12th trip to the playoffs in that span. Dallas rallied to beat Atlanta 27-20 in a divisional playoff at Texas Stadium, sending the Cowboys to their seventh NFC championship game in the past nine years.

FIFTH NFC TITLE – Dallas shut out the Rams in Los Angeles 28-0 in the National Conference title game to advance to the Super Bowl a record fifth time, including three of the last four. In the first Super Bowl rematch, Pittsburgh edged the Cowboys 35-31 for the NFL championship on Jan. 21 in Miami’s Orange Bowl.

1979

TWENTIETH ANNIVERSARY – The Cowboys celebrated their 20th anniversary season at halftime of the St. Louis Cardinals game at Texas Stadium on Oct. 21. Star players from each of those 20 seasons plus Coach Tom Landry were introduced during the halftime ceremonies.

FOURTH STRAIGHT NFC EAST TITLE – The Cowboys won their final three regular season games to finish with an 11-5 record, their 11th division championship, including the past four NFC East titles, and 14th consecutive winning season. The Cowboys made their 13th trip to the playoffs in those 14 years, but were eliminated by Los Angeles 21-19 in a divisional playoff at Texas Stadium.

1980

STAUBACH RETIRES – At a press conference at Texas Stadium on March 31, quarterback Roger Staubach announced his retirement after 11 record-breaking years with the Cowboys. Staubach held all major Cowboys' passing records and was the all-time leading NFL passer.

LILLY ENTERS HALL OF FAME – Bob Lilly, a seven-time All-Pro defensive tackle in his 14-year career with the Cowboys from 1961-74, became the first Cowboys' player to be inducted into the Pro Football Hall of Fame. Enshrined along with Lilly on Aug. 2 at Canton, Ohio, were Herb Adderley, who played for the Cowboys from 1970-71, Jim Otto and Deacon Jones.

FIFTEEN STRAIGHT WINNING SEASONS – Behind new starting quarterback Danny White, the Cowboys rolled to their 15th consecutive winning season with a surprising 12-4 record, tied for best in the league with Philadelphia and Atlanta. The Cowboys lost the NFC East title to Philadelphia on a tie-breaker, but entered the playoffs for the 14th time in 15 years, this time as a wild card team. The Cowboys beat Los Angeles 34-13 at Texas Stadium in the NFC Wild Card Game and rallied past the Falcons at Atlanta 30-27 to advance to the NFC Championship Game at Philadelphia. But the Cowboys lost 20-7 in their bid for a sixth Super Bowl appearance.

LANDRY'S 200TH VICTORY – Tom Landry joined George Halas and Curly Lambeau as the only coaches with 200 NFL victories when the Cowboys beat Los Angeles 34-13 on Dec. 28 at Texas Stadium in the NFC Wild Card Game, raising Landry's record to 200-119-6, counting regular season and playoff games.

1981

RENFRO HONORED – Former All-Pro defensive back Mel Renfro, the Cowboys' all-time leading pass interceptor, became the fifth member of the Cowboys' Ring of Honor. Renfro, who played for Dallas from 1964 through 1977, was honored during halftime ceremonies of the Cowboys-Miami Dolphins game at Texas Stadium on Oct. 25.

TWELFTH DIVISION CHAMPIONSHIP – The Cowboys regained the NFC Eastern Division Championship, their 12th division title since 1966, with a 12-4 record and tied Oakland's NFL mark of 16 consecutive winning seasons. Entering the playoffs for the 15th time in that span, the Cowboys advanced to the NFC Championship Game for the ninth time in 12 years by routing Tampa Bay 38-0 at Texas Stadium. But for the second year in a row Dallas lost the conference title game. San Francisco scored a last-minute touchdown at Candlestick Park to edge the Cowboys 28-27 for a berth in Super Bowl XVI.

1982

200TH REGULAR-SEASON VICTORY – The Cowboys beat Washington 24-10 at RFK Stadium on Dec. 5 for the club's and Coach Tom Landry's 200th regular season victory.

SEVENTEEN STRAIGHT WINNING SEASONS – The Cowboys finished the strike-shortened regular season 6-3 to establish an NFL record of 17 consecutive winning seasons. Entering the playoffs for a record-tying eighth straight year and for the 16th time in 17 years, the Cowboys beat Tampa Bay 30-17 and Green Bay 37-26, both at Texas Stadium, to advance to the NFC Championship Game for the third year in a row. But again the Cowboys come up short, losing 31-17 at Washington.

1983

STAUBACH HONORED – Former quarterback Roger Staubach, who led the Cowboys to four Super Bowls, became the sixth member of the Ring of Honor during halftime ceremonies of the Cowboys-Tampa Bay game on Oct. 9.

NEW HEADQUARTERS – Ground was broken on Nov. 29 for the Cowboys' new headquarters and training facility at The Valley Ranch in northwest Dallas County.

EIGHTEEN STRAIGHT WINNING SEASONS – The Cowboys extended their NFL record to 18 consecutive winning seasons with a 12-4 finish. The club also set a league record with its ninth straight playoff appearance, qualifying as a wild card entry. The L.A. Rams eliminated Dallas from the playoffs, however, with a 24-17 upset victory at Texas Stadium in the NFC Wild Card Game on Dec. 26.

1984

SILVER SEASON – The Cowboys kicked off their 25th anniversary with a news conference at Texas Stadium on Jan. 27. President Tex Schramm announced the Cowboys would celebrate their 25th anniversary during 1984 under the theme "Silver Season."

OWNERSHIP CHANGES HANDS – The sale of the Cowboys from the Murchison family to an 11-member limited partnership headed by Dallas businessman H.R. "Bum" Bright was approved by NFL owners on March 19 at the league's annual meeting in Honolulu. The sale was completed on May 18.

NINETEEN STRAIGHT WINNING SEASONS – The Cowboys defeated the Eagles 26-10 in Philadelphia to extend their NFL record to 19 consecutive winning seasons. The Cowboys finished 9-7 and missed the playoffs for the first time in 10 years and only the second time in 19 years.

1985

STAUBACH ENTERS HALL OF FAME – Roger Staubach, the master of the comeback victory during his 11-year career as a Cowboys quarterback, was inducted into the Pro Football Hall of Fame in his first year of eligibility. Enshrined with Staubach on Aug. 3 at Canton, Ohio, were Pete Rozelle, Joe Namath, O.J. Simpson and Frank Gatski. Staubach joined Bob Lilly as the only players who spent their entire career with the Cowboys to be elected to the Hall of Fame.

TEXAS STADIUM IMPROVEMENTS – Texas Stadium unveiled a new look when the Cowboys opened their pre-season schedule against Green Bay on Aug. 10. The stadium became the first to have two DiamondVision color scoreboards, and the addition of 118 Crown Suites gave Texas Stadium more private suites, 296, than any stadium in the nation.

COWBOYS RANCH OPENS – Cowboys players and coaches reported on Aug. 27 to the team's new headquarters and training facility at Cowboys Center in Valley Ranch.

DORSETT PASSES 10,000 YARDS – On a 19-yard sweep around left end, Tony Dorsett, became the sixth player in NFL history to rush for 10,000 yards. Dorsett's feat highlighted a 27-13 victory over Pittsburgh at Texas Stadium on Oct. 13.

THIRTEENTH DIVISION CHAMPIONSHIP – The Cowboys edged the New York Giants 28-21 on Dec. 15 at Texas Stadium to capture the NFC Eastern Division championship for the first time since 1981. Picked in most season previews to finish third or fourth in the division, the Cowboys rallied for their NFL record 20th consecutive winning season, a 13th division title in 20 years and a playoff berth for the 18th time in that span. But in their NFL record 36th playoff game appearance, the Cowboys fell 20-0 to the Los Angeles Rams in Anaheim Stadium on Jan. 4.

1986

COWBOYS GO TO LONDON – The Cowboys began preparations for their first trip to a foreign country when the NFL announced on March 12 that the Cowboys would play the Super Bowl champion Chicago Bears in a pre-season game at London's Wembley Stadium on Aug. 3.

100TH WIN AT TEXAS STADIUM – Dallas defeated St. Louis 37-6 for the club's 100th victory at Texas Stadium. Since the facility opened in 1971 the Cowboys have compiled a 100-25 (.800) record.

STREAK BROKEN – The Cowboys' streak of 20 consecutive winning seasons from 1966 through 1985, third longest in professional sports history, came to an end when the club finished with a 7-9 record after losing seven of its last eight games. Only baseball's New York Yankees (39 straight winning seasons, 1926-64) and hockey's Montreal Canadiens (32 from 1951-52 through 1982-83) surpassed the Cowboys' accomplishments.

1987

FOUNDER DIES – Cowboys founder Clint Murchison, Jr., died March 30 after a long illness. Murchison, 63, who owned the club until 1984, acquired the expansion Dallas franchise in the NFL in 1960. He hired Tex Schramm as general manager, gave Tom Landry a 10-year contract when his coaching career was in doubt in 1964 and was instrumental in the building of Texas Stadium.

DORSETT GETS 12,000 YARDS – Tony Dorsett became the fourth rusher in NFL history to gain more than 12,000 yards when he registered 52 yards against the Rams on Dec. 21 for a career total of 12,036. The only runners ahead of Dorsett were Walter Payton, Jim Brown and Franco Harris.

1988

LANDRY TIES LAMBEAU – Dallas opened the 1988 season against Pittsburgh on Sept. 12 and Tom Landry tied an NFL record held by Curly Lambeau by coaching in his 29th consecutive season with the same team. Lambeau led the Green Bay Packers from 1921-49.

1989

JONES ACQUIRES COWBOYS, NAMED JOHNSON COACH – Jerry Jones reached an agreement to purchase the Cowboys from Bum Bright on Feb. 25 and announced that University of Miami Coach Jimmy Johnson would replace Tom Landry.

SALE APPROVED, SCHRAMM RESIGNS – The sale of the Cowboys to Jerry Jones was unanimously approved by NFL owners on April 18 at a special meeting in New York. At the same meeting, Tex Schramm was named president of the new World League of American Football. He announced his resignation as president and general manager of the Cowboys after 29 years with the club.

AIKMAN SIGNED – The Cowboys, holding the No. 1 pick in the NFL Draft for only the second time in their history, announced the signing of quarterback Troy Aikman to a six-year contract on April 20.

WALKER TRADED – Herschel Walker is traded to Minnesota on Oct. 12 for five players, six conditional draft choices and a 1992 first round draft choice. Among the players who actually came to Dallas as a result of the trade include Emmitt Smith, Russell Maryland, Kevin Smith and Darren Woodson.

JORDAN HONORED – Former All-Pro linebacker Lee Roy Jordan, a Cowboy from 1963-76, became the seventh member of the Ring of Honor. Jordan was honored during ceremonies at halftime of the Phoenix Cardinals game on Oct. 29.

1990

AUSTIN TRAINING CAMP – Beginning on July 18, nearly 100,000 fans visit the Cowboys' first ever in-state training camp at St. Edward's University in Austin, Tex.

LANDRY ENTERS HALL OF FAME – Tom Landry, who led the Cowboys to five Super Bowls and 20 consecutive winning seasons as the Cowboys head coach from 1960-88, was inducted into the Pro Football Hall of Fame in his first year of eligibility. Enshrined on Aug. 4 at Canton, Ohio, Landry joined former Dallas players Bob Lilly and Roger Staubach as the only Hall of Fame members who built their achievements with the Cowboys.

SMITH ROOKIE OF THE YEAR, JOHNSON COACH OF THE YEAR – Following a dramatic turn-around season where the team posted a 7-9 record and missed the playoffs by one game, Jimmy Johnson was named the NFL Coach of the Year by the Associated Press. Running back Emmitt Smith, who led all NFL rookie running backs in rushing yardage and touchdowns, was named the A.P.'s NFC Offensive Rookie of the Year.

1991

RECORD DRAFT HAUL INCLUDES MARYLAND AS NO. 1 OVERALL PICK – After a pre-draft trade with the New England Patriots, the Cowboys used the No. 1 overall selection in the NFL Draft for only the third time in franchise history. Dallas chose Outland Trophy winner Russell Maryland (DT) with the top pick. The Cowboys went on to acquire 16 more choices, setting a club record for most selections in a 12-round draft with 17 overall.

SCHRAMM ENTERS HALL OF FAME – One of the NFL's true innovators, and the guiding force behind the development of America's Team, Tex Schramm was inducted into the Pro Football Hall of Fame on July 27, 1991. Schramm, who served as the President and General Manager of the Dallas Cowboys from the team's inception in 1960 until his retirement in 1989, joined Staubach, Lilly and Landry with his enshrinement in Canton, Ohio.

RETURN TO THE PLAYOFFS – After winning the final five games of the season, Dallas finished with an 11-5 record – the team's best mark since the 1983 season. The initial spark to the winning streak was a 24-21 win over the eventual World Champion Washington Redskins on Nov. 24. The win, at Washington's RFK Stadium, ended the Redskins' bid for a perfect regular season after 11 straight wins. Dallas finished second in the NFC East and qualified as the NFC's No. 2 Wild Card Playoff entry, marking the club's first postseason trip since 1985. Dallas traveled to Chicago and defeated the Bears 17-13 in the opening round Wild Card Game before dropping a 38-6 decision at Detroit the following week.

SMITH AND IRVIN LEAD NFL – Emmitt Smith and Michael Irvin became the first two players from the same team to lead the NFL in rushing yardage and receiving yardage in the same season. Smith had 1,563 yards rushing, while Irvin set single-season club records for receptions (93) and receiving yardage (1,523). Both players were named to the NFC Pro Bowl squad along with tight end Jay Novacek and quarterback Troy Aikman. The Cowboys sent four offensive players to the Pro Bowl for the first time since 1979, and Irvin was named the MVP of the Pro Bowl Game.

1992

JONES NAMED TO COMPETITION COMMITTEE – On May 1, Jerry Jones, was appointed to the NFL's Competition Committee by Commissioner Paul Tagliabue. Jones became the first owner to serve on the prestigious committee since the death of Cincinnati's Paul Brown.

FOURTEENTH DIVISION CHAMPIONSHIP – Before a national television audience on ABC's Monday Night Football, the Cowboys defeated the Atlanta Falcons (41-17) at the Georgia Dome to claim the NFC Eastern Division Championship. The victory marked the Cowboys' first divisional title since 1985.

RECORD NUMBER OF OFFENSIVE PRO BOWL SELECTIONS – Six players from the Cowboys offense were selected to play in the Pro Bowl: RB Emmitt Smith, TE Jay Novacek, QB Troy Aikman, WR Michael Irvin, G Nate Newton and C Mark Stepnoski. The six players establish a Dallas Cowboys' record for most offensive players selected to the Pro Bowl.

CLUB RECORD FOR VICTORIES/SMITH EARNS SECOND RUSHING TITLE – On Dec. 27, Dallas defeated Chicago by a 17-14 score at Texas Stadium. The victory was the 13th of the year for Dallas, establishing a new club record for victories in a season. Emmitt Smith finished the season with 1,713 rushing yards, enabling Smith to become the first player to win back-to-back NFL rushing titles since Eric Dickerson (1983-84).

ROAD ATTENDANCE RECORD SET – The Cowboys set a new team record for road attendance by averaging 72,523 fans-per-road game in 1992. The team also played before a sold-out stadium in all 16 regular season games for the first time since the 1981 season.

SIXTH NFC TITLE – On January 17, 1993, the Cowboys defeated the San Francisco 49ers by a 30-20 score at Candlestick Park. The victory sends Dallas to Super Bowl XXVII in Pasadena, marking the Cowboys first NFC title, and Super Bowl trip, since 1978.

THIRD WORLD CHAMPIONSHIP – While making an NFL record sixth Super Bowl appearance, the Cowboys defeated Buffalo 52-17 in Super Bowl XXVII at the Rose Bowl in Pasadena on Jan. 31, 1993. The victory enabled the Cowboys to become the only franchise in NFL history to win more than one Super Bowl under two different ownerships. The Super Bowl crowd of 98,374 was the largest crowd to ever witness a Dallas Cowboys game. The game was also witnessed by 133.4 million television viewers, making Super Bowl XXVII the most watched event in television history.

1993

WHITE HOUSE VISIT – The Super Bowl Champion Dallas Cowboys became the first athletic team to visit the White House under the Clinton administration. The Cowboys team visit to the White House was the first in club history. (March 5).

LANDRY HONORED – Former Head Coach Tom Landry, who led Dallas to two Super Bowl wins and five NFC titles in his 29 years at the Cowboys helm, became the eighth member of the Ring of Honor during halftime ceremonies of the Cowboys-New York Giants game on Nov. 7.

RECORD NUMBER OF PRO BOWL SELECTIONS – An NFC-record 11 Dallas players were selected to the Pro Bowl, including a club-record eight offensive selections (seven Pro Bowl starters).

FIFTEENTH DIVISION CHAMPIONSHIP – In the final game of the regular season, the Cowboys defeat the New York Giants 16-13 in overtime at Giants Stadium to claim their 15th division crown and their second consecutive NFC East title (Jan. 2).

SMITH EARNS THIRD RUSHING TITLE – Emmitt Smith finishes the season with 1,486 yards to earn his third straight NFL rushing crown. He becomes just the fourth man in NFL history to win three consecutive rushing titles.

SEVENTH NFC TITLE – Dallas defeats San Francisco 38-21 in the NFC Championship Game at Texas Stadium. The victory gives the Cowboys an NFL-record seventh conference championship in the first conference title game to be played at Texas Stadium since Jan. 1, 1978 (a 23-6 win over Minnesota).

FOURTH WORLD CHAMPIONSHIP – Dallas becomes one of just three NFL teams to win four Super Bowls by defeating Buffalo (30-13) in Super Bowl XXVIII. The game, played at the Georgia Dome in Atlanta, featured two rushing touchdowns by Super Bowl MVP Emmitt Smith. Dallas raised its NFL record number of Super Bowl appearances to seven (one fourth of all the Super Bowl games played).

1994

SWITZER NAMED HEAD COACH – Barry Switzer is named the new head coach of the Dallas Cowboys – and the third head coach in team history – on March 30. Switzer replaces Jimmy Johnson, who stepped down as the Cowboys' head coach the previous day.

DORSETT AND WHITE ENTER HALL OF FAME – Tony Dorsett, the Cowboys all-time leading rusher in his 11-year career with the Cowboys from 1977-87, and Randy White, a nine-time Pro Bowl defensive tackle in his 14-year career with the Cowboys from 1975-78, are both inducted into the Pro Football Hall of Fame in their first year of eligibility. They were enshrined on July 30 in Canton, Ohio.

NFL RECORD CROWD IN MEXICO CITY – The Cowboys travel to Mexico City to play the Houston Oilers in a preseason game in front of 112,376 fans, the largest crowd to ever witness an NFL game (Aug. 15).

DORSETT AND WHITE HONORED – Former All-Pro, running back Tony Dorsett and defensive tackle Randy White, became the ninth and tenth members of the Ring of Honor. They were honored during ceremonies at half-time of the Arizona Cardinals game on Oct. 9.

SIXTEENTH DIVISION CHAMPIONSHIP – The Cowboys clinched the NFC Eastern Division Crown in the first week of December with a 31-19 victory over the Eagles in Philadelphia (Dec. 4).

RECORD NUMBER OF PRO BOWL SELECTIONS – AGAIN – For the second straight year, the Cowboys send 11 players to the Pro Bowl, tying the NFL record that Dallas established in 1993.

NFL RECORD FOR TITLE GAME APPEARANCES – While making an NFL record 13th NFC Championship Game appearance, the Cowboys become the only team in NFL history to advance to at least two championship games in every decade of the team's existence. Dallas fell short of its third straight Super Bowl with a 38-28 loss to the San Francisco 49ers at Candlestick Park on Jan. 15, 1995.

1995

SEVENTEENTH DIVISION CHAMPIONSHIP – On Dec. 24, Dallas wrapped up its fourth straight NFC Eastern Division title – a feat that no other NFC East team has accomplished other than the Cowboys teams from 1976 to 1979.

SMITH WINS FOURTH RUSHING CROWN – Emmitt Smith closes the season with a team-record 1,773 rushing yards and an NFL record 25 touchdowns. Smith led the NFL in rushing for the fourth time in five years, becoming just the fifth player in NFL history to win at least four rushing titles.

TEN PRO BOWLERS SELECTED – Ten Cowboys are selected to the NFC Pro Bowl squad. Since 1993, Dallas has earned 32 Pro Bowl selections – the most ever by one team over a three year period of time.

EIGHTH NFC TITLE – The Cowboys win an NFL record eighth conference championship game by defeating the Green Bay Packers 38-27 at Texas Stadium on Jan. 14, 1996. The victory marked the Cowboys third NFC title in four years.

THREE SUPER BOWL TITLES IN FOUR YEARS – Dallas becomes the first team in NFL history to win three Super Bowls in a four year period by defeating the Pittsburgh Steelers 27-17 in Super Bowl XXX at Sun Devil Stadium in Tempe, AZ. The game, played on Jan. 28, 1996, is witnessed by 138.4 million television viewers, making Super Bowl XXX the most watched event in television history. The victory enables Dallas to earn its fifth Super Bowl title – joining the San Francisco 49ers as the only NFL franchises to win five Super Bowls. The Cowboys have now appeared in an NFL record eight Super Bowls – three more than any other team.

1996

RENFRO ENTERS HALL OF FAME – Mel Renfro, a 10-time Pro Bowl selection, becomes the seventh player in club history to gain induction into the Pro Football Hall of Fame. During his 14-year career, Renfro became one of the best to ever play in the secondary, recording 52 career interceptions and a 26.4-yard career kick-off return average – marks that still stand as club records.

SMITH PASSES 10,000 YARDS – On a six-yard dash up the middle against Washington on Thanksgiving Day, Emmitt Smith became the 12th player in NFL history to rush for 10,000 yards. Smith's feat highlighted a 21-10 win over the Redskins at Texas Stadium on Nov. 28.

NINE PRO BOWLERS SELECTED – A NFL-high nine players are selected to the NFC Pro Bowl squad, the fourth straight year Dallas has led the NFL in Pro Bowl selections. Over the past four seasons, Dallas has sent 41 players to Hawaii, the most ever in the NFL in a four-year period. The next highest total was posted by the 1971-74 Miami Dolphins with 38.

EIGHTEENTH DIVISION CHAMPIONSHIP – On Dec. 15, Dallas wrapped up its fifth straight NFC Eastern Division title – a feat never before achieved in the NFC East – and the eighteenth division title in team history with a 12-6 win over New England at Texas Stadium. The Carolina Panthers eliminated the Cowboys from the playoffs in a divisional playoff loss at Carolina.

1997

IRVIN TOPS 10,000 YARDS – On a 14-yard touchdown reception at Washington on Oct. 13, Michael Irvin became the 14th player in NFL history to record over 10,000 yards receiving.

PLAYOFF STREAK SNAPPED – The Cowboys close the 1997 season with a 6-10 record, marking the team's first non-playoff season since 1990.

1998

GAILEY NAMED HEAD COACH – Jerry Jones named Chan Gailey as the fourth head coach in the history of the Dallas Cowboys franchise on Feb. 12. Gailey, who had previously served as the Pittsburgh Steelers offensive coordinator, replaced Barry Switzer, who resigned from his position on January 9th.

TRAINING CAMP OPENS IN WICHITA FALLS – The Cowboys open training camp at Midwestern State University in Wichita Falls, Texas on July 15. Attendance figures for the four-week camp exceed 100,000.

SANDERS SETS RETURN MARK – On Sept. 21, Deion Sanders returned a punt 59 yards for a touchdown in the first half at the New York Giants and then ran back an interception 71 yards for a score in the fourth quarter. It was the first time in club history that one player had scored two touchdowns on returns of any kind in the same game.

SMITH BECOMES CLUB'S ALL-TIME RUSHER – With 163 yards on 29 carries in a 16-6 win over the New York Giants on Nov. 8, Emmitt Smith becomes the Dallas Cowboys all-time leading rusher. Smith's performance pushes him past Tony Dorsett (12,036) and into the Cowboys top spot.

NINETEENTH DIVISION CHAMPIONSHIP – After a one-year absence from postseason play, the Cowboys clinch their sixth NFC Eastern Division title in the last seven years with a 13-9 win over Philadelphia at Texas Stadium on Dec. 20. The 1998 division crown is the 19th division championship (15th NFC East title) in the club's 39-year history.

SMITH BECOMES NFL'S ALL-TIME RUSHING TOUCHDOWN LEADER – After scoring a first-half touchdown on a one-yard run against the Redskins at Texas Stadium, Emmitt Smith becomes the NFL's all-time leader in rushing touchdowns, moving ahead of Marcus Allen (123). Smith later added a 26-yard TD run to bring his record total to 125 rushing touchdowns by season's end.

COWBOYS POST 10 WINS AND SWEEP NFC EAST – The Cowboys closed the year with a 23-7 victory over Washington and a 10-6 record, marking the 23rd season in which Dallas recorded at least 10 wins – a NFL record. The win over the Redskins also enabled Dallas to become the first team in the history of the NFC East to post an 8-0 record in division play.

COWBOYS EXTEND NFL-RECORD WITH 25TH PLAYOFF APPEARANCE – The Cowboys extended their NFL record for postseason appearances to 25 with a 20-7 loss to Arizona in a NFC Wild Card Playoff Game at Texas Stadium on Jan. 2, 1999.

1999

COWBOYS COMEBACK – The Cowboys overcome a 21 point fourth quarter deficit and pull out an overtime win over the Washington Redskins in the season opener on Sept. 12. After the team scored 21 points in the fourth quarter to tie the game – tying the largest deficit overcome to win a game – Troy Aikman connected with Raghbi Ismail on a 76-yard bomb in overtime to provide the final margin of victory.

IRVIN RECORDS FINAL CATCH – On Oct. 10 at Veterans Stadium in Philadelphia, wide receiver Michael Irvin went across the middle and hauled in an eight-yard reception for the 750th catch of his career. The catch would be the last of his career as he suffered neck and back injuries on the play and was never able to return to the playing field. Irvin finished his career tied for 10th on the NFL's all-time reception list and was ninth all-time in receiving yards.

SELLOUT STREAK ENDS – The Dallas Cowboys NFL-record of consecutive games in front of sold out stadiums comes to an end on Dec. 24, 1999 in a Christmas Eve game against the New Orleans Saints in the Louisiana Superdome. The streak, which included home and away games, came to a halt after 160 games. It began on December 23, 1990 at Philadelphia's Veterans Stadium and included 79 straight sell-outs at Texas Stadium (including playoffs) and 81 straight sell-outs on the road (including playoffs).

AIKMAN NFL'S WINNINGEST QUARTERBACK – With eight wins in 1999, Troy Aikman became the winningest starting quarterback of any decade in NFL history with 90 wins in the 1990s. He broke the mark of 86 wins set by Joe Montana in the 1980s.

TEAM OF THE 90'S – The Cowboys close the century as the NFL's most successful team in the decade of the 1990s. From 1990 to 1999, Dallas qualified for the playoffs eight times, won six division titles, made four trips to the conference championship game and won three Super Bowls.

SMITH BECOMES NFL'S ALL-TIME LEADING POSTSEASON RUSHER – Emmitt Smith ran for 99 yards in a 27-10 loss at Minnesota in an NFC Wild Card Playoff Game on Jan. 9, 1999. The total gave Smith the NFL record with 1,586 career postseason rushing yards, moving him past Franco Harris (1,556).

2000

CAMPO NAMED HEAD COACH – Jerry Jones named Cowboys defensive coordinator Dave Campo as the fifth head coach in franchise history on Jan. 26. Campo spent the previous 11 seasons as an assistant coach in Dallas and was the defensive coordinator for the 1995 team that won Super Bowl XXX. He replaced Chan Gailey, who was fired on Jan. 11.

TOM LANDRY DIES – After a long battle with leukemia, Tom Landry died on Feb. 12 at the age of 75.

SMITH ECLIPSES 15,000 YARDS – With 150 yards rushing against Washington on Dec. 10, running back Emmitt Smith became just the third player in NFL history to rush for over 15,000 career yards, joining Walter Payton and Barry Sanders. Smith's effort also pushed him past the 1,000-yard mark for the season, marking the 10th consecutive season he has done so. Barry Sanders is the only other player to have accomplished this feat.

2001

AIKMAN RETIRES – At a press conference at Texas Stadium on April 9, quarterback Troy Aikman announced his retirement after 12 seasons with the Cowboys. Aikman departed holding or tied for 47 separate club passing records.

HAYES HONORED – Former All-Pro wide receiver Bob Hayes, the "World's Fastest Human," became the 11th member of the Ring of Honor. He was inducted during a ceremony at halftime of the San Diego game on Sept. 23.

2002

SMITH BECOMES NFL'S ALL-TIME LEADING RUSHER – On second-and-seven from the Dallas 30-yard line with 9:28 remaining in the fourth quarter against Seattle at Texas Stadium on Oct. 27, Emmitt Smith burst up the middle on an 11-yard run to become the NFL's all-time leading rusher. With that carry, he moved past Walter Payton's mark of 16,726 career rushing yards. Smith finished the day with 109 yards on 24 carries. By season's end, he had extended the record to 17,162 career rushing yards.

2003

PARCELLS BECOMES SIXTH COACH IN CLUB HISTORY – On Jan. 2, Bill Parcells was named the sixth head coach in club history, replacing Dave Campo who was fired on December 30. In 15 seasons as a head coach with the New York Giants, the New England Patriots and the New York Jets, Parcells has posted a 149-106-1 record, including victories in Super Bowls XXI and XXV with the Giants and an appearance in Super Bowl XXXI with the Patriots. His 149 career wins place him 13th in NFL history.

EMMITT SMITH RELEASED – On Feb. 27, Emmitt Smith was released after 13 seasons with the club. He departs as the NFL's all-time leading rusher and holds or is tied for 62 club records. On March 27, Smith signed a two-year contract with the Arizona Cardinals.

TEX SCHRAMM DIES – One of the founding fathers of the Dallas Cowboys, Tex Schramm died on July 15 at the age of 83.

SCHRAMM HONORED – The first president and general manager of the club, Tex Schramm became the 12th member of the Ring of Honor. He was a driving force in turning a 1960 expansion team into one of the most popular and successful sports franchises in the world. Schramm was honored during a halftime ceremony of the Philadelphia game on Oct. 12.

COWBOYS POST 10 WINS AND RETURN TO THE PLAYOFFS – The Cowboys topped the N.Y. Giants on Dec. 21 to record their 10th win of the season and secure a wild card berth in the playoffs. It was the club's 27th postseason appearance, extending their NFL record. It was also the 24th season in franchise history that the club had posted at least 10 wins, also a league record.

2004

HARRIS AND WRIGHT HONORED – Two members of the NFL's All-Decade team from the 1970s, Cliff Harris and Rayfield Wright, became the 13th and 14th members of the Ring of Honor. The duo were key members of the Cowboys teams that captured Super Bowl VI and XII titles and were both six-time Pro Bowl selections. Harris and Wright were honored during a ceremony at halftime of the N.Y. Giants game on Oct. 10.

ARLINGTON TEXAS AND THE DALLAS COWBOYS – With 55% of the vote, the citizens of Arlington, Texas, overwhelming support a stadium referendum at the polls on Nov. 2. The public-private partnership between the City of Arlington and the Dallas Cowboys will fund a retractable roof stadium with capacity for up to 90,000 people in the heart of Arlington's entertainment district. With over \$400 million committed by the team and stadium users, it will be the largest private investment in a stadium in NFL history, and the stadium will give North Texas the ability to bring major events like the Super Bowl and the NCAA Final Four to the region.

SMITH AND WOODSON RETIRE – Within one month's time, the NFL's all-time leading rusher and the Cowboys all-time leading tackler walk away from the game of football for the final time. At a December 29 press conference, Darren Woodson announced his retirement after 12 seasons with the Cowboys. Woodson departed with the club record for career tackles with 1,350. Just a few weeks later on February 3, 2005 at a press conference in Jacksonville, Florida, at Super Bowl XXXIX, Emmitt Smith announced his retirement after 13 seasons with the Cowboys and two with the Arizona Cardinals. In 15 NFL seasons he amassed league records with 18,355 rushing yards, 164 rushing touchdowns and 78 100-yard rushing games.

2005

TRIPLETS HONORED – Troy Aikman, Michael Irvin and Emmitt Smith, the cornerstone players of the three-time Super Bowl Champion Cowboys' teams of the 1990's became the 15th, 16th and 17th members of the club's Ring of Honor. The trio finished their Cowboys career holding almost every major passing, receiving and rushing record while helping the team become the NFL's Team of the Decade for the '90s. A record crowd of 65,207 fans pack Texas Stadium to witness the halftime event during the Monday Night Football match-up against division rival Washington on Sept. 19.

29TH WINNING SEASON – With a 24-20 win at Carolina, the Cowboys clinch the 29th winning season in the franchise's 46 years in operation. Dallas finished the year 9-7.

20 MILLION FANS – The Cowboys played in front of 63,131 fans in the regular season finale at Texas Stadium on Jan. 1, 2006, pushing the club's all-time home attendance figure past the 20 million mark. Dating back to the 1960 franchise opener at the Cotton Bowl, 20,002,761 fans have now seen the Dallas Cowboys live at the Cotton Bowl and Texas Stadium.

2006

AIKMAN AND WRIGHT ENTER HALL OF FAME – Three time Super Bowl Champion quarterback Troy Aikman and six-time Pro Bowl tackle Rayfield Wright become the eighth and ninth former Cowboys to be enshrined in the Pro Football Hall of Fame in Canton, Ohio. Aikman, the MVP of Super Bowl XXVII and the winningest quarterback of the 1990's is selected in his first year of eligibility. Wright, a member of the NFL's 1970s All-Decade team and two Super Bowl winning teams in Dallas is selected in his first year as a senior's committee nominee. Enshrinement ceremonies were scheduled for Aug. 5, 2006 in Canton, Ohio.

CONSTRUCTION BEGINS ON NEW COWBOYS STADIUM – On April 10, 2006, ground was broken on the new Dallas Cowboys Stadium in Arlington, Texas. The state-of-the-art venue is scheduled for completion by the start of the 2009 NFL season and will accommodate between 80,000 and 100,000 fans.

30th WINNING SEASON AND 28th PLAYOFF APPEARANCE – A victory over the Atlanta Falcons in the Georgia Dome on Dec. 16 wrapped up the Cowboys place in the NFL playoffs for the 28th time while securing the club's 30th winning season (9-7).

2007

PHILLIPS HIRED AS SEVENTH HEAD COACH – On Feb. 8, Jerry Jones announced the appointment of Wade Phillips as the seventh head coach in Dallas Cowboys history. Phillips, who brought a previous 45-35 record as an NFL head coach to the club, replaced Bill Parcells who announced his retirement from coaching on Jan. 22.

SUPER BOWL AWARDED TO NORTH TEXAS AND COWBOYS NEW STADIUM – On May 22, at NFL owners' meetings in Nashville, North Texas was selected to host Super Bowl XLV. The game will be played at the Cowboys new stadium in Arlington, Texas on February 6, 2011. The first Super Bowl to be presented in North Texas was awarded on the fourth ballot of a vote by the NFL ownership.

IRVIN ENTERS HALL OF FAME – Michael Irvin, a member of six divisional winners and three Super Bowl championship teams with the Cowboys of the 1990s, became the 10th former Dallas Cowboys player to be enshrined in the Pro Football Hall of Fame. Irvin, the Cowboys career leader in receptions and yardage, chose team owner Jerry Jones to present him for induction at the ceremony in Canton, Ohio on Aug. 4, 2007.

COWBOYS WIN NFC EASTERN DIVISION – With a 28-27 win at Detroit (Dec. 9), the Cowboys clinched the NFC Eastern Division title for the first time since 1998. The win gave Dallas its 20th division championship (16th NFC East). Dallas closed the season with an NFC-best 13-3 record, tying the club mark for regular season victories that was set in 1992.

2008

PRO BOWL COWBOYS – A record 13 Dallas Cowboys participated in the Pro Bowl in Hawaii (Feb. 10). Representing the club on offense were starters Tony Romo (QB), Terrell Owens (WR), Flozell Adams (LT), Andre Gurode (C), Leonard Davis (RG) and Jason Witten (TE). Marion Barber (RB) was a reserve for the NFC offense. On the defensive side, DeMarcus Ware (LB) and Ken Hamlin (FS) were starters while Roy Williams (SS), Terence Newman (CB) and Greg Ellis (LB) were reserves. Rookie placekicker Nick Folk was also selected.

A FINAL FAREWELL – The Dallas Cowboys played their final game at Texas Stadium against the Baltimore Ravens on Saturday, December 20 in front of 63,800 fans. Jason Witten scored the final Cowboys touchdown at the stadium on a 21-yard pass from Tony Romo to cut Dallas' deficit to 26-24 with 1:36 remaining. On Baltimore's next possession, Le'Ron McClain scored on an 82-yard run to mark the longest running play by an opponent at the stadium to give the Ravens the 33-24 win.

SACK ATTACK – In the final game at Texas Stadium, DeMarcus Ware picked up his league-leading 20th sack of the season. Ware's 20 sacks also established a club record since sacks became an official stat in 1982.

2009

HAYES ENTERS HALL OF FAME – "Bullet" Bob Hayes was enshrined in the Pro Football Hall of Fame, becoming the 11th former Cowboy to receive that honor. Hayes spent 10 seasons with the Cowboys and revolutionized the wide receiver position and the way defenses would play in the NFL. He began his 11-year NFL career after winning two olympic gold medals at the 1964 Olympic Games in Tokyo, Japan where he earned the title of "The World's Fastest Human." The three-time Pro Bowl selection arrived in Dallas after the olympics and remains - as the only rookie in franchise history to ever lead the team in receptions (46), receiving yards (1,003) and a rookie club record of 12 touchdown catches.

DRAFTING A DOZEN – The Dallas Cowboys entered the 2009 draft with 11 selections and finished the weekend with 12 picks. Dallas' 12 draft picks marked the most selected since the draft was shortened to seven rounds in 1994 and the most overall picks since selecting 15 players in 1992's 12-round draft. After trading away their second round pick - the club's only first-day draft pick - Dallas selected all 12 picks from Round Three on to mark the most selections after the third round since picking up 14 players in the 12-round draft in 1991.

RIBBON CUTTING – In a ceremony involving the Jones Family, Arlington Mayor Robert Cluck, and a host of Cowboys greats on hand, the West End Zone doors to Cowboys Stadium were officially opened to a crowd of close to 2,000 as part of the building's Ribbon Cutting ceremony on May 27.

OPENING ACT – The inaugural event at Cowboys Stadium was a star-studded country music concert headlined by George Strait. Superstar Reba McEntire, singer/songwriter Blake Shelton and recording artist Lee Ann Womack joined the event.

ATTENDANCE RECORD – The 105,121 fans who attended the first regular season game at Cowboys Stadium (Dallas vs. the N.Y. Giants, 9/20/09) became the largest crowd to ever witness an NFL regular season - or postseason - game.

2010

COWBOYS WIN NFC EASTERN DIVISION – With a 24-0 win over Philadelphia (1/3/10), the Cowboys wrapped up the NFC Eastern Division title - marking the 21st division crown in the club's 50 year history. Dallas advanced to the playoffs for the 12th time in the 21 years of Jones' tenure as the owner and general manager.

COWBOYS STADIUM HOSTS FIRST PLAYOFF GAME – Dallas beat Philadelphia 34-14 in front of 92,951 fans in Arlington (1/19/10). The victory increased the Cowboys NFL-best total of all-time postseason wins to 33.

NBA ALL STAR GAME – The 108,713 fans who saw the NBA All Star Game at Cowboys Stadium became a part of history as they made up the largest crowd to attend a basketball game - at any level-in the more than 100-year history of the sport.

SMITH ENTERS HALL OF FAME – Emmitt Smith, the NFL's all-time leading rusher with 18,355 yards and winner of three Super Bowl rings, became the 12th player in franchise history inducted into the Pro Football Hall of Fame. Smith, who won NFL and Super Bowl MVP awards and is the NFL record holder with 11 consecutive 1,000-yard rushing seasons, is presented by team owner Jerry Jones for the induction ceremony.

MIDSEASON CHANGE – For the first time in Dallas Cowboys history, a coaching change was made during the season. Wade Phillips was relieved of his duties on Nov.8 and Jason Garrett was named Interim Head Coach. Under Garrett, Dallas finished the season 5-3 after starting it 1-6.

2011

GARRETT BECOMES EIGHTH HEAD COACH IN CLUB HISTORY – On Jan. 5, Jason Garrett was named the eighth head coach in franchise history after serving as the interim head coach for the second half of the 2010 season. Garrett spent the previous four seasons as the club's offensive coordinator while also serving as the assistant head coach for three.

NEW COACHING STAFF MOVES IN – Beginning with the hiring of Rob Ryan as the club's defensive coordinator on Jan. 15, Dallas added six new coaches and added duties to three others. Matt Eberflus became the linebackers coach on Jan. 26, followed by Ben Bloom as the defensive quality control coach/linebackers on Jan. 31. Brian Baker was named defensive line coach on Feb. 7, Mike Woicik returned as the strength and conditioning coach on Feb. 9, Jimmy Robinson became the assistant head coach/wide receivers on Feb. 11 and Walt Williams an assistant strength and conditioning coach on Feb. 14. On Feb. 17, John Garrett added the title passing game coordinator, Hudson Houck running game coordinator and Wes Phillips was named assistant offensive line coach.

SUPER BOWL XLV COMES TO NORTH TEXAS – For the first time in the region's history, North Texas played host to a Super Bowl when the Green Bay Packers and Pittsburgh Steelers faced off in Super Bowl XLV on Feb. 6 at Cowboys Stadium. The Packers earned their fourth Super Bowl Championship with a 31-25 win in front of 103,219 fans - the fourth-largest crowd to watch a Super Bowl.



Cowboys Attendance Records

The Cowboys played in the Cotton Bowl (capacity 72,132 in 1970) from 1960 until Texas Stadium was opened on Oct. 24, 1971 against New England. In 1985 seats were removed from Texas Stadium to make room for 118 Crown Suites. The last game the Cowboys played at Texas Stadium was against the Baltimore Ravens on Sept. 20, 2008. Dallas opened Cowboys Stadium on Sept. 20, 2009 against the N.Y. Giants and hosted 105,131 fans - the most to see an NFL game in league history.

TOTAL ATTENDANCE

Year	Home Games (No.)	Avg.	Percent Change	Road Games (No.)	Pre-Season Games (No.)	Post-Season Games (No.)	Grand Total
1960	128,500 (6)	21,417	—	214,820 (6)	120,284 (6)	—	463,604
1961	172,000 (7)	24,571	+33.9%	251,443 (7)	97,584 (5)	—	521,027
1962	162,446 (7)	21,778	-11.4%	278,807 (7)	178,683 (5)	—	609,936
1963	186,727 (7)	26,961	+23.8%	280,062 (7)	214,290 (5)	—	683,079
1964	268,661 (7)	38,380	+42.3%	356,339 (7)	207,751 (6)	—	932,751
1965	389,912 (7)	55,559	+44.8%	366,390 (7)	199,395 (5)	65,569 (1)	1,020,286
1966	473,373 (7)	67,625	+21.7%	408,899 (7)	238,186 (5)	75,504 (1)	1,195,952
1967	460,476 (7)	65,782	-2.7%	402,843 (7)	278,511 (5)	121,647 (2)	1,263,477
1968	470,110 (7)	67,158	+2.1%	401,626 (7)	300,909 (6)	104,458 (2)	1,277,103
1969	443,352 (7)	63,336	-5.7%	434,477 (7)	384,095 (6)	100,472 (2)	1,362,396
1970	411,531 (7)	58,790	-7.2%	398,377 (7)	347,327 (6)	122,847 (3)	1,370,082
1971	466,220 (7)	66,603	+13.3%	416,043 (7)	375,250 (6)	195,716 (3)	1,454,229
1972	446,990 (7)	63,856	-4.1%	391,852 (7)	474,273 (7)	114,343 (2)	1,427,458
1973	433,030 (7)	61,861	-3.1%	423,177 (7)	355,994 (6)	128,815 (2)	1,341,016
1974	373,435 (7)	53,348	-13.8%	378,233 (7)	284,620 (6)	—	1,036,288
1975	402,294 (7)	57,471	+7.7%	404,073 (7)	273,567 (6)	211,095 (3)	1,291,029
1976	412,698 (7)	58,957	+2.6%	414,867 (7)	320,564 (6)	62,436 (1)	1,210,565
1977	432,885 (7)	61,840	+5.0%	398,486 (7)	329,549 (6)	201,288 (3)	1,362,208
1978	498,865 (8)	62,358	+0.9%	484,905 (8)	260,344 (4)	206,644 (3)	1,450,578
1979	508,965 (8)	63,621	+0.2%	488,432 (8)	268,989 (5)	64,792 (1)	1,331,178
1980	477,376 (8)	59,672	-6.2%	492,828 (8)	244,612 (4)	195,251 (3)	1,410,069
1981	511,541 (8)	63,943	+7.2%	502,392 (8)	243,849 (4)	125,373 (2)	1,383,155
1982	269,981 (5)	53,996	-15.6%	217,153 (4)	208,057 (4)	184,059 (3)	879,250
1983	505,793 (8)	63,224	+17.1%	481,230 (8)	217,621 (4)	43,521 (1)	1,248,165
1984	479,733 (8)	59,967	-5.2%	523,951 (8)	203,646 (4)	—	1,207,330
1985	478,958 (8)	59,870	-0.2%	489,913 (8)	193,795 (4)	66,351 (1)	1,229,017
1986	469,806 (8)	58,726	-1.9%	518,627 (8)	299,134 (5)	—	1,287,567
1987	344,406 (7)	49,201	-16.2%	416,141 (8)	199,327 (4)	—	959,874
1988	393,129 (8)	49,141	-0.1%	528,529 (8)	177,080 (4)	—	1,098,738
1989	418,346 (8)	52,293	+6.4%	490,586 (8)	215,219 (4)	—	1,124,151
1990	475,432 (8)	59,429	+13.7%	483,944 (8)	173,716 (4)	—	1,133,092
1991	501,901 (8)	62,738	+5.6%	537,101 (8)	219,022 (4)	140,884 (2)	1,398,908
1992	506,758 (8)	63,345	+1.0%	580,181 (8)	284,898 (5)	227,015 (3)	1,596,852
1993	510,068 (8)	63,759	+0.7%	533,380 (8)	283,409 (5)	202,509 (3)	1,529,366
1994	516,628 (8)	64,579	+1.3%	512,896 (8)	354,574 (5)	133,870 (2)	1,517,968
1995	518,167 (8)	64,771	+0.3%	518,468 (8)	305,545 (5)	205,853 (3)	1,548,033
1996	513,794 (8)	64,224	-0.8%	556,875 (8)	264,937 (5)	137,490 (2)	1,473,096
1997	511,767 (8)	63,971	-0.4%	541,187 (8)	240,871 (4)	—	1,293,825
1998	510,438 (8)	63,805	-0.3%	564,224 (8)	354,816 (5)	82,969 (1)	1,492,447
1999	513,295 (8)	64,162	+0.6%	523,375 (8)	232,646 (5)	64,056 (1)	1,333,372
2000	504,360 (8)	63,045	-1.7%	571,110 (8)	289,340 (5)	—	1,364,810
2001	505,501 (8)	63,187	+0.1%	550,712 (8)	261,647 (5)	—	1,317,860
2002	504,717 (8)	63,089	-0.1%	542,694 (8)	246,211 (4)	—	1,293,622
2003	511,244 (8)	63,903	+1.3%	560,476 (8)	195,073 (4)	73,014 (1)	1,339,787
2004	510,892 (8)	63,861	0.0%	575,112 (8)	225,759 (4)	—	1,311,763
2005	505,258 (8)	63,157	-1.1%	575,780 (8)	193,687 (4)	—	1,274,725
2006	506,308 (8)	63,289	+1.0%	583,201 (8)	203,543 (4)	68,058 (1)	1,361,110
2007	508,278 (8)	63,535	+0.5%	579,470 (8)	254,659 (4)	63,660 (1)	1,542,055
2008	506,944 (8)	63,368	-0.3%	569,943 (8)	257,471 (4)	—	1,468,999
2009	718,055 (8)	89,757	+41.6%	589,176 (8)	243,390 (4)	156,498 (2)	1,707,119
2010	696,377 (8)	87,047	-3.0%	581,596 (8)	301,548 (5)	—	1,579,521
Total	22,938,224 (385)	59,580	—	23,886,402 (385)	13,098,267 (246)	4,015,877 (61)	64,210,389

LARGEST CROWDS

HOME

105,121	vs. N.Y. Giants, Sept. 20, 2009 (NFL record)
^80,259	vs. Cleveland, Nov. 24, 1966
*66,689	vs. N.Y. Jets, Dec. 4, 1971
†65,207	vs. Washington, Sept. 19, 2005
Postseason	
92,951	vs. Philadelphia, Jan. 10, 2010
^75,504	vs. Green Bay, Jan. 1, 1967
*66,311	vs. San Francisco, Jan. 2, 1972
†65,135	vs. Green Bay, Jan. 14, 1996
Preseason	
^78,807	vs. Green Bay, Aug. 28, 1967
75,720	vs. Tennessee, Aug. 21, 2009
*65,405	vs. Houston, Aug. 5, 1972
†63,923	vs. Denver, Aug. 21, 1994
^Cotton Bowl record	
†Texas Stadium record	
†Texas Stadium record after 1985 improvements	

AWAY

91,505	@ L.A. Raiders, Oct. 25, 1992
90,830	@ Washington, Nov. 16, 2008
90,670	@ Washington, Sept. 12, 2010
Postseason	
84,483	@ L.A. Rams, Jan. 4, 1976
Preseason	
87,381	@ L.A. Rams, Aug. 8, 1969
NEUTRAL	
Postseason	
98,374	vs. Buffalo @ Pasadena, Jan. 31, 1993
Preseason	
112,376	vs. Houston @ Mexico City, Aug. 15, 1994
106,424	vs. N. Eng. @ Mexico City, Aug. 17, 1998

SMALLEST CROWDS

HOME

†10,000	- vs. San Francisco, Nov. 20, 1960
12,692	- vs. Chicago, Nov. 18, 1962

AWAY

4,954	- vs. Minnesota, Aug. 5, 1961 in Sioux Falls, S.D.
12,370	- @ N.Y. Jets, Oct. 4, 1987

†Estimated; no turnstiles in Cotton Bowl in 1960 and 1961

SELLOUT STREAKS

Longest home sellout streak - 170 straight games (began 9/9/91 vs. Washington, still active) regular season and playoffs

Last home non-sellout (regular season and playoffs) - 12/16/90 vs. Phoenix (128 straight)

Longest road sellout streak - 81 straight games (began 12/23/90 @ Philadelphia, ended 12/24/99 @ New Orleans) regular season and playoffs

Last road non-sellout (regular season and playoffs) - 10/20/02 @ Arizona (29 straight)

Longest sellout streak (home and away - regular season and playoffs) - 160 straight games (began 12/18/90 vs. Phoenix, ended 12/24/99 @ New Orleans)

Last non-sellout (regular season and playoffs) - 10/20/02 @ Arizona (58 straight)

Cowboys During the Week

The Dallas Cowboys have a tradition of showing up on the football schedule just about any day of the week. Besides the annual Thanksgiving Day games, the Cowboys have also played on Christmas Day. Besides Sundays, the Cowboys have shown up on Thursdays, Fridays, Saturdays and Mondays. When it comes to prime time, the Cowboys are also front and center on Sunday and Monday nights.

(All Games Regular Season Only Unless Indicated)

Thanksgiving Day Games (27-15-1)

Since 1966, the Cowboys have been a fixture on Thanksgiving Day, having hosted the annual contest for 43 of the last 45 years. In 1975 and 1977, the St. Louis Cardinals played host to the game in place of Dallas. In 1978, the game returned to Dallas for good. The Cowboys have posted a 27-15-1 record in the holiday classic and a 27-16 mark the following week. Here are the Cowboys annual Thanksgiving Day results:

Date	Result	Win/Loss	TV
11/24/66	DALLAS 26, CLEVELAND 14	Win	CBS
11/23/67	DALLAS 45, ST. LOUIS 21	Win	CBS
11/28/68	DALLAS 29, WASHINGTON 20	Win	CBS
11/27/69	DALLAS 24, SAN FRANCISCO 24	Tie	CBS
11/26/70	DALLAS 16, GREEN BAY 3	Win	CBS
11/25/71	DALLAS 28, LOS ANGELES 21	Win	CBS
11/23/72	SAN FRANCISCO 31, DALLAS 10	Loss	CBS
11/22/73	MIAMI 14, DALLAS 7	Loss	NBC
11/28/74	DALLAS 24, WASHINGTON 23	Win	CBS
11/25/76	DALLAS 19, ST. LOUIS 14	Win	CBS
11/23/78	DALLAS 37, WASHINGTON 10	Win	CBS
11/22/79	HOUSTON 30, DALLAS 24	Loss	NBC
11/27/80	DALLAS 51, SEATTLE 7	Win	NBC
11/26/81	DALLAS 10, CHICAGO 9	Win	CBS
11/25/82	DALLAS 31, CLEVELAND 14	Win	NBC
11/24/83	DALLAS 35, ST. LOUIS 17	Win	CBS
11/22/84	DALLAS 20, NEW ENGLAND 17	Win	NBC
11/28/85	DALLAS 35, ST. LOUIS 17	Win	CBS
11/27/86	SEATTLE 31, DALLAS 14	Loss	NBC
11/26/87	MINNESOTA 44, DALLAS 38 (OT)	Loss	CBS
11/24/88	HOUSTON 25, DALLAS 17	Loss	NBC
11/23/89	PHILADELPHIA 27, DALLAS 0	Loss	CBS
11/22/90	DALLAS 27, WASHINGTON 17	Win	CBS
11/28/91	DALLAS 20, PITTSBURGH 10	Win	NBC
11/26/92	DALLAS 30, N.Y. GIANTS 3	Win	CBS
11/25/93	MIAMI 16, DALLAS 14	Loss	NBC
11/24/94	DALLAS 42, GREEN BAY 31	Win	FOX
11/23/95	DALLAS 24, KANSAS CITY 12	Win	NBC
11/28/96	DALLAS 21, WASHINGTON 10	Win	FOX
11/27/97	TENNESSEE 27, DALLAS 14	Loss	NBC
11/26/98	MINNESOTA 46, DALLAS 36	Loss	FOX
11/25/99	DALLAS 20, MIAMI 0	Win	CBS
11/23/00	MINNESOTA 27, DALLAS 15	Loss	FOX
11/22/01	DENVER 26, DALLAS 24	Loss	CBS
11/28/02	DALLAS 27, WASHINGTON 20	Win	FOX
11/27/03	MIAMI 40, DALLAS 21	Loss	CBS
11/25/04	DALLAS 21, CHICAGO 7	Win	FOX
11/24/05	DENVER 24, DALLAS 21 (OT)	Loss	CBS
11/23/06	DALLAS 38, TAMPA BAY 10	Win	FOX
11/22/07	DALLAS 34, N.Y. JETS 3	Win	CBS
11/27/08	DALLAS 34, SEATTLE 9	Win	FOX
11/26/09	DALLAS 24, OAKLAND 7	Win	CBS
11/25/10	NEW ORLEANS 30, DALLAS 27	Loss	FOX

Christmas Day Games

Date	Result	Win/Loss	TV
12/25/95	DALLAS 37, ARIZONA 13	Win	ABC
12/25/00	TENNESSEE 31, DALLAS 0	Loss	ABC
12/25/06	PHILADELPHIA 23, DALLAS 7	Loss	NBC
12/25/10	ARIZONA 27, DALLAS 26	Loss	NFLN

Postseason

12/25/71	DALLAS 20, MINNESOTA 12	Win	
----------	-------------------------	-----	--

New Year's Day Games

Date	Result	Win/Loss	TV
1/1/06	ST. LOUIS 20, DALLAS 10	Loss	ESPN

Postseason

1/1/67	GREEN BAY 34, DALLAS 27	Loss	CBS
1/1/78	DALLAS 23, MINNESOTA 6	Win	CBS

Thursday Games

Date	Result	Win/Loss	TV
10/26/78	MINNESOTA 21, DALLAS 10	Loss	ABC
11/29/07	DALLAS 37, GREEN BAY 27	Win	NFLN

Friday Games

Date	Result	Win/Loss	TV
9/30/60	PHILADELPHIA 27, DALLAS 25	Loss	
12/24/99	NEW ORLEANS 31, DALLAS 24	Loss	FOX

Saturday Games (14-12-1)

Date	Result	Win/Loss	TV
9/24/60	PITTSBURGH 35, DALLAS 28	Loss	
9/14/63	ST. LOUIS 34, DALLAS 7	Loss	
9/12/64	ST. LOUIS 16, DALLAS 6	Loss	
12/11/65	DALLAS 27, ST. LOUIS 13	Win	CBS
12/16/67	SAN FRANCISCO 24, DALLAS 16	Loss	CBS
12/13/69	DALLAS 27, BALTIMORE 10	Win	CBS
12/12/70	DALLAS 6, CLEVELAND 2	Win	CBS
12/4/71	DALLAS 52, N.Y. JETS 10	Win	NBC
12/18/71	DALLAS 31, ST. LOUIS 12	Win	CBS
12/9/72	DALLAS 34, WASHINGTON 24	Win	CBS
12/7/74	DALLAS 41, CLEVELAND 17	Win	NBC
12/14/74	OAKLAND 27, DALLAS 23	Loss	ABC
12/13/75	DALLAS 31, WASHINGTON 10	Win	CBS
12/8/79	DALLAS 24, PHILADELPHIA 17	Win	CBS
12/19/81	N.Y. GIANTS 13, DALLAS 10 (OT)	Loss	CBS
12/16/89	N.Y. GIANTS 15, DALLAS 0	Loss	CBS
12/18/93	DALLAS 28, N.Y. JETS 7	Win	CBS
12/10/94	CLEVELAND 19, DALLAS 14	Loss	NBC
12/14/94	N.Y. GIANTS 15, DALLAS 10	Loss	FOX
12/21/02	PHILADELPHIA 27, DALLAS 3	Loss	ESPN
12/24/05	DALLAS 24, CAROLINA 20	Win	FOX
12/16/06	DALLAS 38, ATLANTA 28	Win	NFLN
12/22/07	DALLAS 20, CAROLINA 13	Win	NFLN
12/20/08	BALTIMORE 33, DALLAS 24	Loss	NFLN
12/19/09	DALLAS 24, NEW ORLEANS 17	Win	NFLN
12/25/10	ARIZONA 27, DALLAS 26	Loss	NFL

Postseason (6-6)

12/21/68	CLEVELAND 31, DALLAS 20	Loss	CBS
12/26/70	DALLAS 5, DETROIT 0	Win	CBS
12/25/71	DALLAS 20, MINNESOTA 12	Win	CBS
12/23/72	DALLAS 30, SAN FRANCISCO 28	Win	CBS
12/30/78	DALLAS 27, ATLANTA 20	Win	CBS
1/2/82	DALLAS 38, TAMPA BAY 0	Win	CBS
1/22/83	WASHINGTON 31, DALLAS 17	Loss	CBS
1/4/86	L.A. RAMS 20, DALLAS 0	Loss	CBS
12/28/96	DALLAS 40, MINNESOTA 15	Win	ABC
1/2/99	ARIZONA 20, DALLAS 7	Loss	ABC
1/3/04	CAROLINA 29, DALLAS 10	Loss	ABC
1/6/07	SEATTLE 21, DALLAS 20	Loss	NBC

Sunday Night Games (20-15)

Date	Result	Win/Loss	TV
10/14/79	DALLAS 30, LOS ANGELES 6	Win	ABC
10/26/80	DALLAS 42, SAN DIEGO 31	Win	ABC
10/18/81	DALLAS 29, LOS ANGELES 17	Win	ABC
10/23/83	L.A. RAIDERS 40, DALLAS 38	Loss	ABC
10/21/84	DALLAS 30, NEW ORLEANS 27 (OT)	Win	ABC
10/6/85	DALLAS 30, N.Y. GIANTS 29	Win	ABC
12/7/86	L.A. RAMS 29, DALLAS 10	Loss	ABC
11/13/88	MIAMI 20, DALLAS 14	Loss	ESPN
11/5/89	MINNESOTA 43, DALLAS 3	Loss	ESPN
11/11/90	DALLAS 13, WASHINGTON 3	Win	ESPN
11/19/90	SAN FRANCISCO 24, DALLAS 6	Loss	ESPN
9/22/91	DALLAS 17, PHOENIX 9	Win	TNT
10/19/93	DALLAS 17, PHOENIX 10	Win	TNT
9/17/95	DALLAS 23, MINNESOTA 17 (OT)	Win	TNT
9/7/97	ARIZONA 25, DALLAS 22 (OT)	Loss	TNT
12/27/98	DALLAS 23, WASHINGTON 7	Win	ESPN
12/5/99	NEW ENGLAND 13, DALLAS 6	Loss	ESPN
9/10/00	ARIZONA 32, DALLAS 31	Loss	ESPN
9/30/01	PHILADELPHIA 40, DALLAS 18	Loss	ESPN
9/8/02	HOUSTON 19, DALLAS 10	Loss	ESPN
11/16/03	NEW ENGLAND 12, DALLAS 0	Loss	ESPN
1/2/05	N.Y. GIANTS 28, DALLAS 24	Loss	ESPN
1/1/06	ST. LOUIS 20, DALLAS 10	Loss	ESPN
9/17/06	DALLAS 27, WASHINGTON 10	Win	NBC
10/29/06	DALLAS 35, CAROLINA 14	Win	NBC
12/10/06	NEW ORLEANS 42, DALLAS 17	Loss	NBC
9/9/07	DALLAS 45, N.Y. GIANTS 35	Win	NBC
9/23/07	DALLAS 34, CHICAGO 10	Win	NBC
11/4/07	DALLAS 38, PHILADELPHIA 17	Win	NBC
9/21/08	DALLAS 27, GREEN BAY 16	Win	NBC
11/16/08	DALLAS 14, WASHINGTON 10	Win	NBC
12/14/08	DALLAS 20, N.Y. GIANTS 8	Win	NBC
9/20/09	N.Y. GIANTS 33, DALLAS 31	Loss	NBC
11/8/09	DALLAS 20, PHILADELPHIA 16	Win	NBC
12/27/09	DALLAS 17, WASHINGTON 0	Win	NBC
9/12/10	WASHINGTON 13, DALLAS 7	Loss	NBC
11/7/10	GREEN BAY 45, DALLAS 7	Loss	NBC
12/12/10	PHILADELPHIA 30, DALLAS 27	Loss	NBC

Home team in CAPS

Monday Night Football (42-29)

The Cowboys will be making their 73rd appearance on Monday Night Football during the 2010 season. The majority of the Cowboys MNF games were played on ABC Monday Night Football from 1970-2005 when they appeared on the prime time telecast 67 times posting a 39-28 record including a 17-11 record at home and a 22-17 mark on the road. Only Miami, with 76 games, has appeared on MNF more. The 42 MNF wins by the Cowboys are the most in league history. ESPN landed the telecast in 2006, and since then, the Cowboys have appeared five times on MNF with a 3-2 record. The week after playing on MNF, the Cowboys are 32-29 (five times the Cowboys final game of the season was on a Monday night and six times they followed with a bye). Here are the Cowboys Monday Night Football results:

Date	Result	Win/Loss
11/16/70	St. Louis 38, DALLAS 0	Loss
10/11/71	DALLAS 20, N.Y. Giants 13	Win
10/30/72	DALLAS 28, Detroit 24	Win
9/24/73	DALLAS 40, New Orleans 3	Win
10/8/73	WASHINGTON 14, Dallas 7	Loss
9/23/74	PHILADELPHIA 13, Dallas 10	Loss
10/6/75	Dallas 36, DETROIT 10	Win
11/10/75	Kansas City 34, DALLAS 31	Loss
11/15/76	DALLAS 17, Buffalo 10	Win
11/14/77	St. Louis 24, DALLAS 17	Loss
12/12/77	Dallas 42, SAN FRANCISCO 35	Win
9/4/78	DALLAS 38, Baltimore 0	Win
10/2/78	WASHINGTON 9, Dallas 5	Loss
9/24/79	CLEVELAND 26, Dallas 7	Loss
11/12/79	Philadelphia 31, DALLAS 21	Loss
9/8/80	Dallas 17, WASHINGTON 3	Win
12/15/80	LOS ANGELES 38, Dallas 14	Loss
9/21/81	Dallas 35, NEW ENGLAND 21	Win
11/9/81	DALLAS 27, Buffalo 14	Win
9/13/82	Pittsburgh 36, DALLAS 28	Loss
12/13/82	Dallas 37, HOUSTON 7	Win
1/3/83	MINNESOTA 31, Dallas 27	Loss
9/5/83	Dallas 31, WASHINGTON 30	Win
12/19/83	SAN FRANCISCO 42, Dallas 17	Loss
9/3/84	Dallas 20, L.A. RAMS 13	Win
12/17/84	MIAMI 28, Dallas 21	Loss
9/9/85	DALLAS 44, Washington 14	Win
11/4/85	ST. LOUIS 21, Dallas 10	Loss
9/8/86	DALLAS 31, N.Y. Giants 28	Win
9/29/86	Dallas 31, ST. LOUIS 7	Win
10/19/87	Washington 13, DALLAS 7	Loss
11/2/87	DALLAS 33, N.Y. Giants 24	Win
12/21/87	Dallas 29, L.A. RAMS 21	Win
9/12/88	Dallas 17, PHOENIX 14	Win
10/3/88	NEW ORLEANS 20, Dallas 17	Loss
9/9/91	Washington 33, DALLAS 31	Loss
9/7/92	DALLAS 23, Washington 10	Win

Date	Result	Win/Loss
10/5/92	PHILADELPHIA 31, Dallas 7	Loss
12/21/92	Dallas 41, ATLANTA 17	Win
9/6/93	WASHINGTON 35, Dallas 16	Loss
12/6/93	DALLAS 23, Philadelphia 17	Win
9/19/94	Detroit 20, DALLAS 17 (OT)	Loss
11/7/94	DALLAS 38, N.Y. Giants 10	Win
12/19/94	DALLAS 24, NEW ORLEANS 16	Win
9/4/95	Dallas 35, N.Y. GIANTS 0	Win
11/6/95	DALLAS 34, Philadelphia 12	Win
12/25/95	Dallas 37, ARIZONA 13	Win
9/2/96	CHICAGO 22, Dallas 6	Loss
9/30/96	Dallas 23, PHILADELPHIA 19	Win
11/18/96	DALLAS 21, Green Bay 6	Win
9/15/97	DALLAS 21, Philadelphia 20	Win
10/13/97	WASHINGTON 21, Dallas 16	Loss
12/8/97	Carolina 23, DALLAS 13	Loss
9/21/98	Dallas 31, N.Y. GIANTS 7	Win
11/2/98	Dallas 34, PHILADELPHIA 0	Win
9/20/99	DALLAS 24, Atlanta 7	Win
10/18/99	N.Y. GIANTS 13, Dallas 10	Loss
11/8/99	MINNESOTA 27, Dallas 17	Loss
10/18/00	Dallas 27, WASHINGTON 21	Win
12/25/00	TENNESSEE 31, Dallas 0	Loss
10/15/01	DALLAS 9, Washington 7	Win
9/15/03	Dallas 35, N.Y. GIANTS 32 (OT)	Win
9/27/04	Dallas 21, WASHINGTON 18	Win
11/15/04	Philadelphia 49, DALLAS 21	Loss
12/6/04	Dallas 43, SEATTLE 39	Win
9/19/05	Washington 14, DALLAS 13	Loss
11/14/05	Dallas 21, PHILADELPHIA 20	Win
10/23/06	N.Y. Giants 36, DALLAS 22	Loss
10/8/07	Dallas 25, BUFFALO 24	Win
9/15/08	DALLAS 41, Philadelphia 37	Win
9/28/09	DALLAS 21, Carolina 21	Win
10/25/10	N.Y. Giants 41, DALLAS 35	Loss

Monday Night Games

Date	Result	Win/Loss	TV
10/4/65	ST. LOUIS 20, Dallas 13	Loss	
10/28/68	Green Bay 28, DALLAS 17	Loss	CBS
10/27/69	DALLAS 25, New York 3	Win	CBS

(prior to the 1970 creation of ABC MNF)

Date	Result	Win/Loss	TV
12/26/77	DALLAS 37, Chicago 7	Win	CBS
12/26/83	L.A. Rams 24, DALLAS 17	Loss	CBS

All-Time Preseason Record
(121-123-2)

Arizona	0-3
Atlanta	1-2
Baltimore	0-0
Buffalo	1-2
Carolina	1-0
Chicago	3-5
Cincinnati	1-0
Cleveland	1-1
College All-Stars	1-0
Denver	6-7
Detroit	3-1-1
Green Bay	6-9
Houston	3-3
Indianapolis	4-5
Jacksonville	3-2
Kansas City	5-4

Miami	4-1
Minnesota	5-5-1
New England	1-4
New Orleans	4-3
New York Giants	1-1
New York Jets	2-1
Oakland	9-18
Philadelphia	0-0
Pittsburgh	7-7
St. Louis	10-13
San Diego	7-5
San Francisco	9-5
Seattle	2-3
Tampa Bay	0-0
Tennessee	21-13
Washington	0-0

Cowboys Indoors (28-29)

The Dallas Cowboys played their first indoor football game Nov. 24, 1974 in the Houston AstroDome, posting a 10-0 win over the Oilers. Since that date, the Cowboys have gone 28-29 inside in the regular season. The club is 3-3 indoors in the postseason, with two wins coming in Super Bowls. Since opening Cowboys Stadium, the Dallas Cowboys own a 4-5 regular season record and a 1-0 post season record when playing indoors (roof closed, end zone doors closed).

Dome Game Results

Arizona Cardinals (1-2)

11/21/06	Dallas 27, ARIZONA 10	Win
10/12/08	ARIZONA 30, Dallas 24 (OT)	Loss
12/25/10	ARIZONA 27, Dallas 26	Loss

Atlanta Falcons (3-2)

12/21/92	Dallas 41, ATLANTA 17	Win
11/21/93	ATLANTA 27, Dallas 14	Loss
10/29/95	Dallas 28, ATLANTA 13	Win
11/11/01	ATLANTA 20, Dallas 13	Loss
12/16/06	Dallas 38, ATLANTA 28	Win

Dallas Cowboys (4-5)

9/28/09	DALLAS 21, Carolina 7	Win
10/25/09	DALLAS 37, Atlanta 21	Win
1/3/10	DALLAS 24, Philadelphia 0	Win
9/19/10	Chicago 27, DALLAS 20	Loss
10/10/10	Tennessee 34, DALLAS 27	Loss
10/31/10	Jacksonville 35, DALLAS 17	Loss
11/21/10	DALLAS 35, Detroit 19	Win
11/25/10	New Orleans 30, DALLAS 27	Loss
12/12/10	Philadelphia 30, DALLAS 27	Loss

Detroit Lions (5-6)

10/6/75	Dallas 36, DETROIT 10	Win
11/15/81	DETROIT 27, Dallas 24	Loss
9/15/85	DETROIT 26, Dallas 21	Loss
9/14/86	Dallas 31, Detroit 7	Win
11/8/87	DETROIT 27, Dallas 17	Loss
10/27/91	DETROIT 34, Dallas 10	Loss
11/8/92	Dallas 37, DETROIT 3	Win
1/6/02	DETROIT 15, Dallas 10	Loss
11/3/02	DETROIT 9, Dallas 7	Loss
10/19/03	Dallas 38, DETROIT 7	Win
12/9/07	Dallas 28, DETROIT 27	Win

Houston Texans (1-1)

9/8/02	HOUSTON 19, Dallas 10	Loss
9/26/10	Dallas 27, HOUSTON 13	Win

Indianapolis Colts (2-2)

10/10/93	Dallas 27, Indianapolis 3	Win
10/31/99	INDIANAPOLIS 34, Dallas 24	Loss
11/17/02	INDIANAPOLIS 20, Dallas 3	Loss
12/5/10	Dallas 38, INDIANAPOLIS 35 (OT)	Win

Minnesota Vikings (3-4)

1/3/83	MINNESOTA 31, Dallas 27	Loss
10/2/83	Dallas 37, MINNESOTA 24	Win
12/12/93	Dallas 37, MINNESOTA 20	Win
9/17/95	Dallas 23, MINNESOTA 17 (OT)	Win
11/8/99	MINNESOTA 27, Dallas 17	Loss
9/12/04	MINNESOTA 35, Dallas 17	Loss
10/17/10	MINNESOTA 24, Dallas 21	Loss

New Orleans Saints (3-5)

9/19/76	Dallas 24, NEW ORLEANS 6	Win
10/3/88	NEW ORLEANS 20, Dallas 17	Loss
9/10/89	NEW ORLEANS 28, Dallas 0	Loss
12/19/94	Dallas 24, NEW ORLEANS 16	Win
12/6/98	NEW ORLEANS 22, Dallas 3	Loss
12/24/99	NEW ORLEANS 31, Dallas 24	Loss
12/28/03	NEW ORLEANS 13, Dallas 7	Loss
12/19/09	Dallas 24, NEW ORLEANS 17	Win

St. Louis Rams (1-1)

9/29/02	Dallas 13, ST. LOUIS 10	Win
10/19/08	ST. LOUIS 34, Dallas 14	Loss

Seattle Seahawks (2-0)

10/3/76	Dallas 28, SEATTLE 13	Win
12/4/83	Dallas 35, SEATTLE 10	Win

Houston Oilers/Tennessee Titans (3-1)

11/24/74	Dallas 10, HOUSTON 0	Win
12/13/82	Dallas 37, HOUSTON 7	Win
9/29/85	Dallas 17, HOUSTON 10	Win
11/10/91	HOUSTON 26, Dallas 23 (OT)	Loss

Postseason (3-3)

Super Bowl XII – New Orleans, Superdome		
1/15/78	Dallas 27, Denver 10	Win
NFC Divisional Playoffs		
1/5/92	DETROIT 38, Dallas 6	Loss
Super Bowl XXVIII – Atlanta, Georgia Dome		
1/30/94	Dallas 30, Buffalo 13	Win
NFC Wild Card Game		
1/9/00	MINNESOTA 27, Dallas 10	Loss
NFC Wild Card Game		
1/9/10	DALLAS 34, Philadelphia 14	Win
NFC Divisional Playoff Game		
1/17/10	MINNESOTA 34, Dallas 3	Loss



Sean Lee picks off two Peyton Manning passes, returning the first one 31 yards for a touchdown indoors at Indianapolis (12/25/10). Lee's second interception came in overtime to setup Dallas' game-winning field goal. Lee's pair of thefts made him the 11th club rookie with two interceptions in a game and the first since Terence Newman had three at Washington (12/14/03).



COWBOYS OVERTIME GAMES

The Cowboys have played in 27 regular season overtime games with a record of 15-12 since the NFL adopted the extra session in 1974.

	Score by Quarters					Total	Winning Score
	1	2	3	4	OT		
<i>Sept. 28, 1975 at Texas Stadium</i>	1	2	3	4	OT	—	
*St. Louis.....	0	3	14	14	0	—	31 DuPree 3 pass from Staubach at 7:07
DALLAS.....	0	7	21	3	6	—	37
<i>Nov. 2, 1975 at RFK Stadium</i>	0	17	0	7	0	—	24
*DALLAS.....	0	17	0	7	0	—	24
Washington.....	3	7	7	7	6	—	30 Kilmer 1 run at 8:26
<i>Sept. 18, 1977 at Metropolitan Stadium</i>	0	3	0	7	6	—	16
DALLAS.....	0	3	0	7	6	—	16
*Minnesota.....	7	0	0	3	0	—	10
<i>Oct. 15, 1978 at Busch Stadium</i>	0	7	14	0	3	—	24
*DALLAS.....	0	7	14	0	3	—	24
St. Louis.....	7	7	0	7	0	—	21
<i>Dec. 19, 1981 at Giants Stadium</i>	0	0	0	10	0	—	10
*DALLAS.....	0	0	0	10	0	—	10
N.Y. Giants.....	0	0	7	3	3	—	13
<i>Oct. 9, 1983 at Texas Stadium</i>	10	0	7	7	0	—	24
Tampa Bay.....	10	0	7	7	0	—	24
*DALLAS.....	7	7	3	7	3	—	27
<i>Oct. 21, 1984 at Texas Stadium</i>	0	17	10	0	0	—	27
New Orleans.....	0	17	10	0	0	—	27
*DALLAS.....	3	0	3	21	3	—	30
<i>Nov. 15, 1987 at Sullivan Stadium</i>	7	7	0	3	6	—	23
*DALLAS.....	7	7	0	3	6	—	23
New England.....	0	7	0	10	0	—	17
<i>Nov. 26, 1987 at Texas Stadium</i>	14	7	7	10	6	—	44
*Minnesota.....	14	7	7	10	6	—	44
DALLAS.....	0	14	10	14	0	—	38
<i>Nov. 10, 1991 at The Astrodome</i>	10	3	3	7	0	—	23
DALLAS.....	10	3	3	7	0	—	23
*Houston.....	0	10	3	10	3	—	26
<i>Jan. 2, 1994 at Giants Stadium</i>	3	10	0	0	3	—	16
DALLAS.....	3	10	0	0	3	—	16
*N.Y. Giants.....	0	0	10	3	0	—	13
<i>Sept. 19, 1994 at Texas Stadium</i>	3	7	7	0	3	—	20
*Detroit.....	3	7	7	0	3	—	20
DALLAS.....	7	0	3	7	0	—	17
<i>Sept. 17, 1995 at The Hubert H. Humphrey Metrodome</i>	6	3	0	8	6	—	23
*DALLAS.....	6	3	0	8	6	—	23
Minnesota.....	3	7	0	7	0	—	17
<i>Nov. 10, 1996 at 3Com Park</i>	0	7	0	10	3	—	20
*DALLAS.....	0	7	0	10	3	—	20
San Francisco.....	10	0	0	7	0	—	17
<i>Sept. 7, 1997 at Sun Devil Stadium</i>	6	13	3	0	0	—	22
*DALLAS.....	6	13	3	0	0	—	22
Arizona.....	0	7	7	8	3	—	25
<i>Sept. 12, 1999 at Redskins Stadium</i>	7	7	0	21	6	—	41
DALLAS.....	7	7	0	21	6	—	41
*Washington.....	3	10	22	0	0	—	35
<i>Oct. 1, 2000 at Ericsson Stadium</i>	0	10	3	0	3	—	16
*DALLAS.....	0	10	3	0	3	—	16
Carolina.....	0	10	0	3	0	—	13
<i>Oct. 29, 2000 at Texas Stadium</i>	0	17	0	0	6	—	23
*Jacksonville.....	0	17	0	0	6	—	23
DALLAS.....	7	0	3	7	0	—	17
<i>Nov. 5, 2000 at Veterans Stadium</i>	0	7	3	3	0	—	13
DALLAS.....	0	7	3	3	0	—	13
*Philadelphia.....	0	0	0	13	3	—	16
<i>Nov. 4, 2001 at Giants Stadium</i>	10	14	0	0	0	—	24
*DALLAS.....	10	14	0	0	0	—	24
N.Y. Giants.....	0	7	7	10	3	—	27
<i>Oct. 20, 2002 at Sun Devil Stadium</i>	0	0	6	0	0	—	6
*DALLAS.....	0	0	6	0	0	—	6
Arizona.....	3	3	0	0	3	—	9
<i>Sept. 15, 2003 at Giants Stadium</i>	7	13	6	6	3	—	35
*DALLAS.....	7	13	6	6	3	—	35
N.Y. Giants.....	7	0	7	18	0	—	32
<i>Oct. 16, 2005 at Texas Stadium</i>	3	3	0	7	0	—	13
N.Y. Giants.....	3	3	0	7	0	—	13
*DALLAS.....	0	7	0	6	3	—	16
<i>Nov. 24, 2005 at Texas Stadium</i>	7	7	7	0	3	—	24
*Denver.....	7	7	7	0	3	—	24
DALLAS.....	7	7	0	7	0	—	21
<i>Oct. 12, 2008 at University of Phoenix Stadium</i>	0	7	7	10	0	—	24
*DALLAS.....	0	7	7	10	0	—	24
Arizona.....	7	0	7	10	6	—	30
<i>Oct. 11, 2009 at Arrowhead Stadium</i>	0	3	7	10	6	—	26
DALLAS.....	0	3	7	10	6	—	26
*Kansas City.....	0	10	3	7	0	—	20
<i>Dec. 5, 2010 at Lucas Oil Stadium</i>	10	7	10	8	3	—	38
DALLAS.....	10	7	10	8	3	—	38
*Indianapolis.....	0	7	7	21	0	—	35

*Won toss to begin overtime

GAMEDAY



SIDELINES



Home to the Dallas Cowboys

The Dallas Cowboys have called both the Cotton Bowl and Texas Stadium home for 49 years. In 2009 the Cowboys moved into their newest home, Cowboys Stadium, a state-of-the-art facility in Arlington, Texas.

Cotton Bowl



The original Fair Park football stadium was built in 1921 and seated 15,000. That wooden structure was razed in 1930 and construction began on what is now the Cotton Bowl. The original seating capacity of the stadium was 46,200 and built at a cost of \$328,000. In January, 1936, Fair Park Stadium was officially renamed The Cotton Bowl in recognition of the fact that more cotton was raised within 200 miles of Dallas than any other town in America. In that era, Dallas was regarded as the largest interior spot cotton market in the world. Later additions

of upper decks on each side increased capacity to 75,504 by the time the Cowboys arrived in 1960. From 1960 into the 1971 season, the Cowboys called the Cotton Bowl home, posting a 45-33-4 record, including a 2-2 mark in postseason. Until 2009, the largest home crowd in club history was the 80,259 that packed into the Cotton Bowl on Nov. 24, 1966 to watch the Cowboys defeat the Cleveland Browns 26-14, in the inaugural Thanksgiving Day game in Dallas.

Texas Stadium

Texas Stadium, a football facility built at a cost of \$35 million in 1971, was the home of the Dallas Cowboys for 38 seasons and hosted its final game on Dec. 20, 2008 - a 33-24 win by the Baltimore Ravens. The Cowboys opened their facility on Oct. 24, 1971 with a 44-21 victory over New England. From that time, the Cowboys posted a 213-100 record (.681) overall, including a 16-6 (.727) mark in postseason, at home. Located in the Dallas suburb of Irving, Texas Stadium had a seating capacity of 65,581 and featured 381 luxury suites, three sports bars, 52 concession stands, 40 specialty stands, 86 restrooms, 115 drinking fountains and 130 acres of parking. Texas Stadium's most unique feature was the partial roof which covers fans from inclement weather, but left the game outdoors. The Cowboys incorporated the design feature in their new home which also includes a retractable roof.



Cowboys Stadium

The 2009 season rang in a new era for the Dallas Cowboys as the club moved to its new home in Arlington, Texas to kickoff the 2009 season. Officially opened on May 27, 2009 in a ribbon cutting ceremony, Cowboys Stadium hosted the first ever Cowboys game on Aug. 21 - a preseason contest against the Tennessee Titans. The first regular season Cowboys game was on Sunday night September 20 against the N.Y. Giants and the game set an NFL attendance record at 105,121.



Not only will the stadium be home to the Dallas Cowboys, but Cowboys Stadium played host to Super Bowl XLV on February 6, 2011, the first Super Bowl in the region. In addition, this venue will be home to the annual AT&T Cotton Bowl Classic, as well as the 2009 and 2010 Big XII championship games, annual college football games including the University of Arkansas and Texas A&M University in the Southwest Classic and an Arizona State versus Notre Dame football game in 2013.

On Nov. 2, 2004 the voters of Arlington approved a public-private partnership with the Dallas Cowboys to build a state-of-the-art, retractable roof stadium in Arlington, Texas. Located in the heart of Arlington's entertainment district, construction on the new stadium began in April, 2006 and was completed earlier this summer.

The largest NFL stadium ever built is designed to enhance the international Cowboys brand with its modern progressive architecture while incorporating elements of the Texas Stadium Cowboys heritage such as the shape of the roof's opening, the Ring of Honor and Tom Landry statue.

The 3.0 million square-foot stadium has a capacity of up to 100,000. The stadium features signature monumental arches, an expansive retractable roof, massive glass retractable end zone doors, a distinguishing canted glass wall, and the world's largest center-hung video board.


"The challenge for us with this new stadium was to innovate, but at the same time never forget to acknowledge tradition," said Jerry Jones, owner and president, Dallas Cowboys. "This new stadium embodies the spirit of the Dallas Cowboys and that starts with the familiar 'hole in the roof.' What we have designed is a building we believe is both architecturally significant and also reflects the emotion and competition that goes on inside."

The stadium is designed by HKS Architects, ranked one of the top-five sport/stadium designers in the world.

Key Design Highlights

★ **Monumental Arches** – The stadium features two monumental arches, soaring 292 feet above the playing field, which support a retractable roof. As the longest single span roof structure in the world, each boxed arch is 17 feet wide by 35 feet deep. Weighing 3,255 tons each, these impressive structures spans a quarter mile (1,290 feet) in length. As one of the first components to be constructed, the arches form a striking silhouette on the Arlington landscape as sunlight reflects against the metallic surface during the day.





★ **Retractable Roof** – Designed to be open or closed, depending on weather conditions, the expansive retractable roof is the largest of its kind in the world and measures approximately 661,000 square feet. When closed, the roof encompasses 104 million cubic feet of volume, making it the largest enclosed NFL stadium. The retractable roof is designed specifically to emulate the opening at Texas Stadium, which was recognized around the world and allows views inward and outward. Each panel can open or close in 12 minutes. The entire playing field can be seen from directly above.

★ **Retractable Doors** – The stadium features the largest retractable end zone doors in the world. Each has a five-leaf, clear, retractable opening measuring 120 feet high by 180 feet wide. The five 38-foot panels take only 12 minutes to open or close. By using clear glass for the door panels, spectators experience panoramic vistas from within the seating bowl and when circulating through the stadium concourses. Moreover, the operability provides air circulation during game-day and non-game-day events.

★ **Center-Hung Videoboard** – Within the seating bowl, Cowboys fans are provided with a one-of-a-kind feature unlike any other in the world, a center-hung video board. Hanging 90 feet above the field from the roof structure, the innovative video center spans between the 20-yard lines and features four individual boards – two facing the sidelines and two facing the end zones. The sideline boards measure 160 feet wide by 72 feet tall while those facing the end zones measure 53 feet by 30 feet. All four boards are angled toward the stands for optimal viewing. The stunning combination of these boards immerses spectators with video imagery, creating a premium on upper level seats and presenting the game in a way never before experienced.

★ **Canted Glass Wall** – One of the most compelling architectural features of the stadium design is the canted glass exterior wall. The 86-foot high glass, curtain-wall surface slopes outwardly at a 14 degree angle to create a luminescent glow day or night. A fritted glass system transitions up the elevation to create a dynamic, ever-changing aesthetic depending on the time of day. At night, a series of internal lights gently wash the glass wall to create a glow across the facade.

★ **Suites** – The design includes over 300 suites that have been decentralized and are in eight locations distributed across five separate levels of the stadium. The most unique are the field-level sideline suites for up-close and personal viewing of the games.



Design Statistics

Total Square Footage: 3.0 million square feet. The entire Statue of Liberty and its base could fit into the stadium with the roof closed. The stadium is also the world's largest column-free room. The American Airlines Center in Dallas could fit entirely into the new stadium at field level.

Interior Cubic Volume: 104 million cubic feet. (By comparison, Reliant Stadium in Houston measures 90 million cubic feet.) Cowboys stadium is the largest enclosed stadium (in cubic feet) in the NFL.

Seating Capacity: With ticketed areas in the end zone plazas and platforms, capacity can reach over 100,000.

Suites: There are over 300 suites in eight different locations on five separate levels of the stadium. Field-level suites will be available on the sidelines as well as in the end zones for up-close and personal viewing of the games. The Hall of Fame level suites will be 20 rows from the field, making them the closest elevated suites in the NFL.

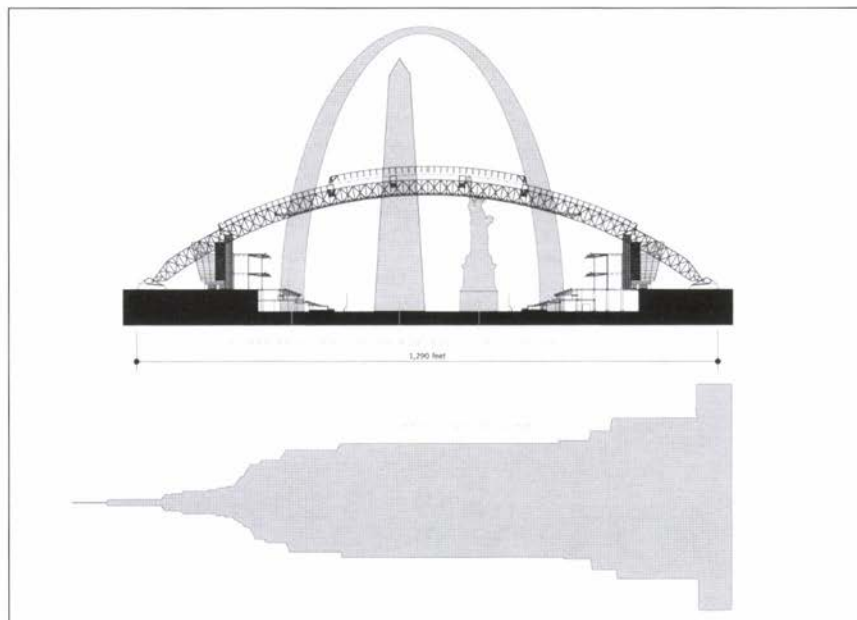
Domed Roof: At 661,000 square feet, the stadium will be the largest domed structure in the world.

Retractable Roof: The open roof design that was a unique feature of Texas Stadium was carried over into the design of the new stadium, with the improvement of a new retractable feature, revealing an opening that measures 256 feet wide and 410 feet long. Two bi-parting mechanized roof panels will be driven by a rack-and-pinion drive system consisting of 64 7.5 HP electric motors, making it the first of its kind in the world. The open/close time is 12 minutes.

Arches: The roof is supported by two 35-foot deep and 17-foot wide boxed arch trusses. Each truss spans nearly a quarter mile (1,290 feet) making the roof the longest clear-span structure in the world. The arches are more than twice the length of the Gateway Arch in St. Louis.

Glass Retractable Door: Each end zone features a five-leaf clear glass retractable door measuring 120 feet high and 180 feet wide, making it the tallest moveable glass wall in the world.

Parking: It is estimated that between parking owned or under control of the Dallas Cowboys as well as the entrepreneurial lots in and around the stadium area, that there will be as many as 30,000 parking spaces available to fans on game day.



As the largest NFL venue ever built, the new stadium boasts the most spectacular column-free room in the world, stretching a quarter-mile in length. Encasing 3.0 million square feet, the majestic scale of the stadium measures twice the distance of the St. Louis Gateway arch. In addition, the Statue of Liberty can stand completely inside the room structure. The length of the arches spans the same distance as the height of the Empire State Building. The magnitude of the stadium's size and scale will place it on the world's stage of iconic structures.

What Fans Need to Know

Access

One of the great assets Arlington has is accessibility to the entire metroplex. There will be 14 approaches from major highways into Cowboys Stadium in Arlington, compared with three at Texas Stadium. From a regional standpoint, the stadium will be one of the most accessible venues ever planned. The Arlington Entertainment District and the I-30 corridor are the beneficiary of approximately \$1 billion in improvements to the area highways that will directly benefit the new stadium. This infrastructure investment will provide new and improved access to the venue with additional exits and lanes.

Parking

It is estimated that between parking under control of the Cowboys as well as entrepreneurial lots around the stadium, there will be as many as 30,000 parking spaces available to fans on game day.

Plaza Area and Open End Zones

The stadium design incorporates two open end zones with glass retractable doors measuring 120 feet high and 180 feet wide, making them the tallest glass retractable doors in the world. The plazas outside these doors, one in each end zone – along with the three party decks in each end zone – create over 420,000 square feet of entertainment space (approximately 10 acres). Media boards and large-screen monitors add entertainment to the area, and create a festival atmosphere, making these areas a great space for people to gather before, during and after events to socialize. The field is 50 feet below ground level, so fans entering on the plaza level will have a panoramic view over the field. The end zone area will have the flexibility to convert from standing-room only to seating, based on specific event needs.

Video Boards

There are over 2,900 televisions in the building. The most unique being the four board cluster that is suspended 90 feet directly over the center of the playing surface. The board runs from the 20-yard line to the 20-yard line – measuring 160 feet in length and 72 feet in height – making it the largest video board installation in the world, setting a Guinness Book World Record. The center video board allows fans on all levels to view the game in crisp, clear images during the game. This creates a premium on the value of the upper-level seats and makes the game more exciting for all fans.

Amenities and Restrooms

The stadium features 824 concession points of sale as well as more than 1,700 toilets. Some of the restrooms will be reversible based on the needs of the event.

Ring of Honor

The Dallas Cowboys Ring of Honor is a featured part of the new stadium. The Ring's members are forever honored on the wall surrounding the field, emblazoned with the same letters and numbers that originally hung proudly at Texas Stadium.

Dallas Cowboys Pro Shop and Stadium Tours

Stadium Tours allow fans to peek inside the home of the Dallas Cowboys year round. There are two different tour options for an in-depth, behind the scenes look at all the wonders, including the Cowboys Locker room, the Dallas Cowboys Cheerleaders locker room, and a chance to step on the same field that Tony Romo, Jason Witten and DeMarcus Ware take on opponents any given Sunday. For more information on Cowboys Stadium Tours contact 817-892-8688 or check the web at www.CowboysStadiumTours.com You may also purchase tickets through Ticketmaster - 1-800-745-3000. The Dallas Cowboys Pro Shop at the Stadium is also open year around and where tours begin.




COWBOYS STADIUM TIMELINE

- **April 10, 2006** – Ground breaking begins for stadium construction
- **September 20, 2006** – The first concrete slab for stadium seating is poured
- **December 9, 2006** – Concrete is poured for the main concourse level



- **May 22, 2007** – Super Bowl XLV is awarded to North Texas and will be played at Cowboys Stadium on February 6, 2011



- **July 2, 2007** – First piece of steel arch is placed and attached
- **October 16, 2007** – First arch is completed
- **February 2008** – Second arch is completed
- **August 2008** – Retractable roof panels are installed
- **September 16, 2008** – First seats in stadium are installed



- **November 19, 2008** – Cowboys Stadium is awarded the 2014 NCAA Men's basketball Final Four
- **December 4, 2008** – The last piece of steel is placed at the stadium during the "topping out" ceremony
- **December 8, 2008** – Stadium roof panels are closed for the first time
- **December 16, 2008** – The video board is lifted into place and raised 90 feet into the air and centered

- **February 6, 2009** – Glass doors on the west end zone are completed
- **May 14, 2009** – The Dallas Cowboys announce the name for their new home - Cowboys Stadium



- **May 21, 2009** – Video boards are unveiled
- **May 27, 2009** – Cowboys Stadium is unveiled at a ribbon cutting ceremony that also featured the opening of the glass end zone doors
- **June 6, 2009** – George Strait, Reba McEntire, Blake Shelton and Lee Ann Womack serve as the entertainment for the first event featured at Cowboys Stadium in front of 60,188



- **June 20, 2009** – The Jonas Brothers began their World Tour 2009 at Cowboys Stadium with over 50,000 in attendance

- **July 20, 2009** – The CONCACAF Gold Cup is the first sporting event played at Cowboys Stadium in front of 82,252 - a Texas soccer attendance record



- **July 26, 2009** – 57,229 attend the Chelsea FC vs. Club America soccer match

- **August 7, 2009** – Stadium art work unveiled featuring 23 pieces with 13 specially commissioned for Cowboys Stadium, including Franz Ackermann, Mel Bochner, Olafur Eliasson, Teresita Fernandez, Matthew Ritchie, Lawrence Weiner

- **August 19, 2009** – Former Beattle, Paul McCartney takes the stage in front of 38,500 fans

- **August 21, 2009** – First Cowboys game - pre-season game against the Tennessee Titans in front of 75,720 fans. The Cowboys defeated the Titans 30-10

- **August 27, 2009** – The Dallas Cowboys hold an open and free practice to the public with 26,460 in attendance - the most ever to attend a Cowboys practice

- **September 5, 2009** – The University of Oklahoma and Brigham Young University play the first collegiate football game at Cowboys Stadium in front of 75,437

- **September 7, 2009** – The first high school football games are played at Cowboys Stadium in the 2009 Kirk Herbstreit Series

- **September 15, 2009** – The Tom Landry statue that stood in front of Texas Stadium is placed in its new location at Cowboys Stadium

- **September 20, 2009** – The Dallas Cowboys play their first regular season game at Cowboys Stadium against the N.Y. Giants in front of an NFL-record crowd of 105,121 but lose the game, 33-31

- **September 28, 2009** – The Dallas Cowboys earn their first win at Cowboys Stadium with a 21-7 victory over the Carolina Panthers on Monday Night Football. On the same night, the Guinness World Records certifies that the Cowboys video board is the largest high definition video display in the world

- **October 3, 2009** – The University of Arkansas defeats Texas A&M University 47-19 in the first game of the annual Southwest Classic series to be played between the two schools at Cowboys Stadium

- **October 12, 2009** – U2 took over the stadium with their 360 Tour

- **November 12, 2009** – First Texas high school football playoff game between Arlington Bowie and Richland High School. Bowie won 42-30

- **November 28, 2009** – Texas Tech defeats Baylor 20-13 in the Texas Farm Bureau Big 12 Shootout

- **December 5, 2009** – Cowboys Stadium hosts its first ever Dr Pepper Big 12 Championship with Texas defeating Nebraska 13-12 in front of 76,211

- **December 13, 2009** – During the Cowboys game against the San Diego Chargers, the first-ever live 3D broadcast is made on the video boards during halftime and part of the third quarter



• **December 19, 2009** – The University of Texas defeats the University of North Carolina 103-90 in the first collegiate basketball game played at Cowboys Stadium in front of a crowd of 38,052

• **January 2010** – Following the conclusion of the the NFL's regular season, the Dallas Cowboys set a single-season club record for tickets distributed (718,055) during eight regular season games at Cowboys Stadium

• **January 2, 2010** – The University of Mississippi defeated Oklahoma State University 21-7 in the first AT&T Cotton Bowl Classic at Cowboys Stadium in front of 77,928 - the second-largest crowd in Cotton Bowl history



• **January 9, 2010** – The Dallas Cowboys host their first home playoff game at Cowboys Stadium, and with a 34-14 victory over the Philadelphia Eagles in front of 92,951, earn their first playoff win in 13 years



• **February 14, 2010** – Cowboys Stadium hosts the 2010 NBA All-Star Game in front of 108,713 fans, setting attendance records for the most at an NBA All-Star Game, most to witness a basketball game (college or pro) and was the largest crowd in American professional sports history, surpassing the Cowboys-Giants home stadium opener (105,121). The East All-Stars defeated the West All-Stars, 141-139



• **February 20, 2010** – The Professional Bull Riders hosts a tournament that draws 46,321 at Cowboys Stadium, marking the largest crowd for a single-day western riding event in the United States



• **February 27, 2010** – Auto Parts Monster Jam. Advance Auto Parts Monster Jam shows consist of three main fan-favorite elements – the pre-show pit party, racing and freestyle

• **March 13, 2010** – Manny Pacquiao defended his WBO World welter-weight championship by beating Joshua Clottey in a unanimous decision in the first boxing match at Cowboys Stadium in front of 50,944 in attendance - the second largest attendance for a boxing event in the state of Texas

• **March 20, 2010** – For the 27th consecutive year - first in Cowboys Stadium - DFW area hosts the AMA Supercross event

• **April 11, 2010** – America's Run featuring the America's Run Half Marathon and 5K, Kids' FunRun and FitFest and a Running and Fitness Expo

• **July 17, 2010** – Club America and San Luis, two Mexican soccer clubs, played in front of 27,061

• **September 4, 2010** – In the second annual Cowboy Classic, nationally ranked Texas Christian University defeated Oregon State 30-21 in front of 46,138



- **October 9, 2010** – In the annual Southwest Classic, Arkansas defeats Texas A&M 24-17 with 65,622 in attendance
- **November 13, 2010** – Manny Pacquiao defeats Antonio Margarito for the WBC super welterweight title in the second boxing match ever held at Cowboys Stadium with 41,734 fans in attendance
- **December 4, 2010** – The University of Oklahoma defeats Nebraska 23-20 in the final Dr. Pepper Big 12 Championship as 78,810 attended - the fourth-largest crowd in Big 12 history
- **December 10, 17-18, 2010** – Cowboys Stadium hosted six UIL Texas state championship football games, including five games over a two-day span
- **January 7, 2011** – Louisiana State handed Texas A&M a 41-24 loss in the second Cotton Bowl held at Cowboys stadium in front of an announced capacity of 83,514 - second-largest Cotton Bowl attendance



- **February 6, 2011** – Cowboys Stadium hosts North Texas' first Super Bowl where the Green Bay Packers beat the Pittsburgh Steelers 31-25 in Super Bowl XLV in front of 103,219 - the fourth-largest Super Bowl attendance figure



- **February 19, 2011** – Cowboys Stadium hosted the PBR and Toby Keith concert with 38,641 in attendance

- **February 26, 2011** – Monster Jam returned to Cowboys Stadium as 60,125 looked on

- **March 19, 2011** – NCAA Women's Lacross: Northeastern vs. William & Mary had 2,235 in the stands

- **April 2, 2011** – Monster Energy Supercross 2011 hosted 51,509 at the event



- **April 16, 2011** – Kenny Chesney performed with the Zac Brown Band, Billy Currington and Uncle Kracker in front of 46,516 fans



Cowboys Summer Training Camp



The Dallas Cowboys will return to San Antonio, Texas to open their 52nd training camp on July 27 at the Alamodome. The first practice session will take place on Thursday, July 28. Camp in San Antonio is set to break on Wednesday, Aug. 10.

The Cowboys will then return home to Cowboys Stadium for the remainder of the preseason.

Last season, Dallas held a split training camp, spending the first half in San Antonio, and the second in Oxnard, California. Since 2004, Dallas has held training camp in Oxnard (2004-06, 2008 and 2010) and San Antonio (2007, 2009 and 2010).

Dallas Cowboys Training Camp is one of the annual highlights for Dallas Cowboys fans. It offers a rare opportunity for Cowboys fans from all over the United States to get an "up close and personal look" at their favorite team with all practice sessions free and open to the public.

Training Camp History

June 3, 1960 – The newly formed Dallas Cowboys franchise announced that it will train at Pacific University in Forest Grove, Oregon. Rookies reported on July 9.

May 24, 1961 – Due to its proximity to their first exhibition game against Minnesota in Minneapolis, the Dallas Cowboys move training camp to St. Olaf College in Northfield, Minn. Camp opened on July 9.

June 8, 1962 – The Dallas Cowboys move their training camp site to the campus of Northern Michigan College on the shores of Lake Superior in Marquette, Mich. Rookies reported on July 13.

July 12, 1963 – Because the team played three of its first four preseason games on the west coast, the Dallas Cowboys moved training camp to California Lutheran College in Thousand Oaks, Calif. This camp, which was the first of 27 at CLC, opened on July 12.

Dec. 6, 1989 – For the first time in the 30-year history of the team, the Dallas Cowboys trained in Texas as the club announced its 1990 training camp would be held at St. Edward's University in Austin, Texas. This camp, the first of eight at St. Ed's, opened on July 22.

Feb. 17, 1998 – The Cowboys begin a four-year stay at Midwestern State University in Wichita Falls, Texas, with their 1998 camp. The first camp at Midwestern State University opened on July 16. In 2001, the Cowboys split camp between Midwestern State and the Residence Inn in Oxnard, Calif., spending two weeks at each location.

May 17, 2002 – The Cowboys continue their commitment to fans in the state of Texas by announcing the 2002 training camp will take place at the Alamodome in San Antonio, Texas. The camp, which ran for four weeks, opened on July 26. The Cowboys returned to the Alamodome again in 2003.

Oct. 24, 2003 – The Cowboys announce a return to California for training camp. For the 2004-06 seasons, the Cowboys conduct their entire training camp in Oxnard, Calif. at the Residence Inn at River Ridge, using practice fields provided by The City of Oxnard. The Cowboys opened their first returned camp on July 30, 2004.

May 4, 2006 - The Dallas Cowboys announce a five-year commitment to once again call the City of San Antonio its summer home beginning in 2007. The Alamodome, which played host to Cowboys training camps in 2002 and 2003 will again be the site for the team's summer practice sessions.

Summer, 2010 - The Dallas Cowboys held a split camp, spending the first portion in the Alamodome in San Antonio and the second at the Residence Inn at River Ridge in Oxnard.



Cowboys on the Web



For breaking news, press releases, historical information, statistics, rosters, and more, visit the official website of the Dallas Cowboys, www.dallascowboys.com. Updated daily, www.dallascowboys.com has the most extensive information on upcoming games, including video of weekly press conferences and audio of weekly conference calls. The Cowboys website is also a great place to find information on the players and coaches, order tickets for upcoming games and order merchandise from the Cowboys Pro Shop.

Cowboys on the Road

Hotel Headquarters on the Road

Home Games	
Gaylord Texan	(817) 778-1000
Minnesota	
Westin Edina Galleria	(952) 567-5000
Miami	
Hyatt Regency Bonaventure	(954) 616-1234
New York Jets	
Renaissance Newark Airport	(908) 436-4600
San Francisco	
Four Seasons, Silicon Valley	(650) 566-1200
New England	
TBD	
Philadelphia	
Doubletree Philadelphia, Center City	(215) 893-1600
Washington	
Ritz-Carlton, Pentagon City	(703) 415-5000
Arizona	
Ritz-Carlton, Phoenix	(602) 468-0700
Tampa Bay	
Grand Hyatt, Tampa Bay	(813) 874-1234
New York Giants	
Renaissance Newark Airport	(908) 436-4600

All hotels are subject to change without notice.

It Pays to be True Blue!

Want to be a part of America's Team? Then you should join **TRUE BLUE**; The Dallas Cowboys Official Fan Club! Join now and receive 15% OFF at any Dallas Cowboys Pro Shop and online at www.dallascowboys.com, exclusive Dallas Cowboys DVD, limited edition player photo cards, plus much, much more! Visit any Dallas Cowboys Pro Shop, or visit us online at www.trueblue-fanclub.com to view a full list of new benefits and exciting offers! And parents – don't forget to ask about the **NEW True Blue Kids Club**; The Dallas Cowboys Official **Kids** Club. Get your game face on and join today!

Introduced at Texas Stadium in 1972 to add glamour, excitement and entertainment value to the NFL game day experience, the Dallas Cowboys Cheerleaders quickly became an American icon, creating an international phenomenon that was quickly replicated throughout the NFL. Their image and style continues to have a tremendous impact on sports entertainment, but while they are often imitated, no other organization has been able to achieve their prominence or popularity. The Dallas Cowboys Cheerleaders are recognized around the world as an elite performance group and their star spangled uniforms are one of the most well-known symbols of pop culture.



During the 70's, their national popularity generated such a sensation that two made-for-tv movies were developed about the squad and achieved top ratings. Today the Cheerleaders regularly make guest appearances on national television shows such as "Oprah Winfrey Show," "American Idol," "The View," "The Today Show," "Saturday Night Live" and "David Letterman," and have competed for the benefit of charity on "1 versus 100," "Are You Smarter Than A Fifth Grader," and "Identity." For the past 16 years, they have also produced their own "The Making of the Dallas Cowboys Cheerleaders Swimsuit Calendar" television special for national network distribution. They are currently in the sixth season of the highly rated CMT "The Dallas Cowboys Cheerleaders - Making the Squad" series that captures the entire DCC audition process and training camp.

The Cheerleaders are of course a regular feature on the sidelines of Cowboys Stadium, but they also are an ongoing demand at festivals, sporting events, and corporate conventions around the country and frequently appear on national magazines covers, television commercials and Hollywood films. Their appearances are not just limited to stages, but also include philanthropic and civic events throughout the year with annual visits to hospitals, nursing homes and schools and participation in telethons and fundraising events across the United States.

The DCC Show Group has proudly entertained U.S. military personnel around the world since 1979 - making more international tours with the USO than any other entertainment group. They bring their own special brand of goodwill and gratitude to the men and women in the military, traveling to locations as diverse as Iraq, Bosnia, Afghanistan, Cuba, Korea and the Persian Gulf. Their annual trips have become a special tradition for both the troops and the Cheerleaders. So special, in fact, that the USO presented the squad with both the first-ever "Spirit of Hope Award" and with the "USO's 50th Anniversary Award" in recognition of their distinguished service to American troops. They were also honored with induction into the Veteran of Foreign Wars Hall of Fame in 2002.

The Dallas Cowboys Cheerleaders are truly extraordinary women chosen to exemplify the high standards of the Dallas Cowboys Football Club and to proudly represent their hometowns, their country and young women everywhere.

For information on appearances or auditions visit www.dallascowboyscheerleaders.com.



Kelli McGonagill Finglass
Director



Judy Trammell
Choreographer





The Dallas Cowboys introduced the Rhythm and Blue in 2009, a high-energy hip-hop dance team and drum corps. Rhythm and Blue brings an innovative, unique and exciting element to the Cowboys legendary game-day entertainment line-up. Audiences have been entertained by the talented group of men and women upon entering the plazas of Cowboys Stadium before each game. After every Cowboys score during the game, the Rhythm and Blue dancers dazzle fans with thunderous celebration dance performances from their elevated

placement on platforms in the west end zone. The Rhythm and Blue Dancers, presented by Miller Lite, were conceptualized under Dallas Cowboys Executive Vice President of Brand Management Charlotte Anderson and Dallas Cowboys Cheerleaders Director Kelli Finglass and is the first of its kind in the National Football League.

The Dallas Cowboys Rhythm and Blue is a two-part entertainment entity consisting of a percussion troop drum line to provide the rhythm and the dance team to provide the spirit of Dallas Cowboys' true blue. The performances are electrifying with their unique blend of cutting edge music and drum cadences. The dance teams' dynamic routines feature breakdancing and hip-hop based movement requiring both strong musicality and level of dance ability and are already proving to be a fan favorite. Since the short time of their inception, the dance team has been requested to appear at both charity and corporate appearances in the DFW metroplex, Texas, New Mexico, Las Vegas, Nevada and Panama City, Panama.



Jenny Durbin lends her expertise and award winning choreography as director and choreographer for the team. Durbin has been choreographing for 12 years for teams such as the Dallas Cowboys Cheerleaders, Dallas Mavericks Dancers, Dallas Desperados Dancers, The 'Groovement Crew' and numerous college, high school and studio competition teams. She has also lent her skills to several national television commercials, television shows, touring stage shows and promotions such as 'America's Got Talent', Mary Kay, Hasbro, MTV's 'TRL,' Harrah's Casinos and Monday Night Football. Durbin plans to use her extensive hip-hop dance experience and unique coaching style to influence the style of the innovative Rhythm and Blue.

The official one-piece uniform of the Rhythm and Blue Dancers was created by Robert Best, acclaimed designer for Barbie. The uniform is a sophisticated long-sleeved unit body garment that glitters in silver and blue. Jenny Durbin and Terra Watson created the official two-piece uniform. The uniforms evoke a stylish and hip Cowboy image while keeping the tradition and excellence of America's Team.

The Dallas Cowboys are long-heralded for their innovation, prestige and merit in game day entertainment and were challenged with providing more entertainment to cover every area of Cowboys Stadium ... the result is your much anticipated Dallas Cowboys Rhythm and Blue!



Cowboys on Radio

CBS Radio's 105.3 The Fan (KRDL-FM) is the Flagship Station of the Dallas Cowboys Radio Network for the 2011 NFL season. All preseason, regular season and postseason Cowboys games are heard in stereo on The Fan's 100,000-watt signal.



Brad Sham returns for his 33rd season in the Dallas Cowboys radio booth. Beloved by Cowboys fans, Sham's award winning play-by-play has provided the soundtrack to many of the most memorable moments in Dallas Cowboys history. Brad is re-joined in the booth by former Cowboys quarterback Babe Laufenberg, who enters his 19th season as the Network's full-time color analyst. A fixture on the sideline, veteran reporter Kristi Scales provides instant updates from the field.

Regular and postseason games are preceded by a three-hour Pregame Show and followed by a three-hour Postgame Show. The Pregame show is hosted by RJ Choppy, Shan Shariff and Richie Whitt. The Postgame show is hosted by Mark Efenbein and Coach Joe Avezzano. Veteran Cowboys/NFL reporter Mickey Spagnola contributes breaking news from the field and locker room before and after every game.

The Dallas Cowboys Radio Network

TEXAS: Abilene KHXS 102.7 FM; Alpine KVLF 1240 AM; Amarillo KARX 95.7 FM; Andrews KNFM 92.3 FM; Atlanta, TX KPYN 1400 AM; Austin KTXH 104.9 FM; Big Spring KBST 95.7 FM; Brownsville KQXX 105.5 FM; Brownwood KXYL 96.9 FM; Bryan KNFX 99.5 FM; Carthage KGAS 104.3 FM; Childress KCTX 96.1 FM; College Station KNFX 99.5 FM; Comanche KCOM 1550 AM; Corpus Christi KKTU 1360 AM; Corsicana KRVF 106.9; El Paso KR0D 600 AM; Fredericksburg KNAF 910 AM; Gainesville KGAF 1580 AM; Haskell KVRP 91.7 FM; Hereford KPAN 860 AM; Kermit KPTX 98.3 FM; Killeen KHLE 106.9 FM; Lamesa KPET 690 AM; Laredo KHOY 88.1 FM/KLNT 1490 AM; Livingston KETX 1440 AM; Lubbock KTTU 104.3 FM; Lufkin KYBI 100.1 FM; Malakoff KCKL 95.9 FM; Marble Falls KRHC 1340 AM; Marshall KMHT 103.9; McAllen KQXX 105.5 FM; Midland KNFM 92.3 FM; Monahan KPTX 98.3 FM; Mt. Pleasant KALK 97.7 FM; Odessa KNFM 92.3 FM; Overton KPXI 100.7; Palestine KYK 98.3 FM; Paris KBUS 101.9 FM; Pecos KPTX 98.3 FM; Plainview KVOP 1090 AM; San Angelo KGKL 960 AM/97.5 FM; San Antonio WQAI 1200 AM/KTKR 760 AM; Stanton KNFM 92.3 FM; Stephenville KSTV 93.1 FM; Temple KRZY 100.9 FM; Texarkana KPGG 103.9 FM; Tyler KZTK 99.3 FM; Waco KRZI 1660 AM/101.3 FM; Wichita Falls KYII 94.9 FM.

ARKANSAS: Fayetteville KAKS 99.5; Glenwood KWXI 670 AM; Hot Springs KWXI 98.9 FM; Jonesboro KCJF 103.9 FM; Little Rock KARN 920 AM.

LOUISIANA: Shreveport KLKL 95.7 FM.

NEW MEXICO: Albuquerque KQTM 101.7 FM; Farmington KTRA 102.1 FM; Hobbs KHOB 1390 AM; Roswell KTZA 92.9 FM.

OKLAHOMA: Ardmore KVSO 1240 AM; Bartlesville KWON 1400 AM; Hugo KBUS 101.9 FM; Oklahoma City KGHM 1340 AM; Tulsa KTBZ 1430 AM.

The Dallas Cowboys Spanish Language Radio Network Cadena de Plata Radio

A tradition of Spanish-language excellence continues with Cadena de Plata, the official voice of the Vaqueros de Dallas. Throughout the great state of Texas, and its growing affiliate base with stations in New Mexico, Louisiana and California, those who enjoy the passion and drama of Español can follow the action with Victor Villalba and Luis Perez during the 2011 season, along with sideline reporter Carlos Nava.

TEXAS: Abilene KKHR 106.3 FM; Austin KWNX 1260 AM; Brownwood KXYL 1240 AM; Bryan, KVJM 103.1 FM; Dallas/Fort Worth KMVK 107.5 FM; El Paso KAMA 750 AM; Midland/Odessa KTXC 104.7 FM; Tyler/Longview KOYE 96.7 FM/KCUL 92.3 FM.

CALIFORNIA: Visalia/Tulare/Hanford KSLK 96.1 FM.

LOUISIANA: Shreveport KYSR 92.1 FM.

NEW MEXICO: Artesia/Carlsbad KPZE 106.1 FM; Las Cruces KAMA 750 AM.

STAFF

PLAYERS

2010 SEASON

RECORDS

PLAYOFF
RECORDS

HISTORY

RADIO

Cowboys on Television

Dallas Cowboys Broadcasting Network



The Dallas Cowboys Broadcasting Network is the television production and syndication unit of the Dallas Cowboys Football Club. Now in its 21st year, the Dallas Cowboys Broadcasting Network produces and distributes some of the most-watched programs in the region – Dallas Cowboys preseason games, weekly programs and specials throughout the year. These programs are televised in Dallas/Fort Worth and over 25 other markets throughout Texas, Arkansas, Louisiana, New Mexico and Oklahoma.

The Cowboys weekly shows during the preseason and regular season keep Dallas Cowboys fans abreast of the latest Cowboys stories making news and of key issues in the National Football League:

“Cowboys Special Edition with Jerry Jones”

Cowboys owner/general manager Jerry Jones discusses the hottest topics with different members of the media. The show airs Saturdays at 10:30 p.m. from July 23, 2011 through the postseason on KTVT/CBS11 in Dallas/Fort Worth and at locally scheduled times throughout the Dallas Cowboys syndicated network.

“The Jason Garrett Show”

Coach Jason Garrett gives fans an inside look at the team each week. With regularly scheduled visits from Cowboys players and coaches, fans will be able to get a fresh perspective of the team. The show will air Sundays at 10:00 a.m. from Sept. 11, 2011 through the postseason on KTVT/CBS11 in Dallas/Fort Worth and at locally scheduled times throughout the Dallas Cowboys syndicated network.

Dallas Cowboys Postgame Show

Brad Sham and Babe Laufenberg bring you the only show from inside the Cowboys locker room after each game. Player interviews, game highlights and comments from Wade Phillips can be seen Sunday nights at 11:00 p.m. after each and every game on KTVT/CBS11 in Dallas/Fort Worth and at locally scheduled times throughout the Dallas Cowboys syndicated network.

Cadena de Plata

With its beginnings in 1995, Cadena de Plata Television, the official voice of the Vaqueros de Dallas en Español, has been a precursor in engaging the growing Spanish-speaking fan of the NFL and the Silver and Blue in the United States. Broadcasting throughout its growing affiliate base stretching across Texas and New Mexico, Cowboys fans who like their coverage in Spanish can participate in pre-season game telecasts. Along with these preseason Spanish language game telecasts, Cadena de Plata produces four (4) one-hour specials throughout the Cowboys season along with training camp updates and a 30-minute weekly show airing in Dallas/Fort Worth on Telemundo-39, Cadena de Plata's television flagship.

Dallas Cowboys Star Magazine



The largest team publication in sports, Dallas Cowboys Star Magazine brings you in-depth reporting, guest columns, exciting photos, and player profiles, as well as special issues like our training camp guide, draft preview, and the one-of-a-kind Dallas Cowboys Cheerleaders Swimsuit Edition.

Now also available digitally online or for your iPad, you can get year-round coverage through 32 exciting issues for only \$29.95. To subscribe, call 1-877-632-2697 or visit DallasCowboys.com/star today!

Community Outreach and the Dallas Cowboys



GENE AND JERRY JONES FAMILY CHARITIES

For the past 22 years, Jerry Jones and his family have owned and operated the Dallas Cowboys with a management style that places just as much emphasis on community leadership as it does on the goal of winning the Super Bowl. The dominant theme which underscores the Cowboys role in the community is to maximize the visibility, energy and celebrity of the world's most recognizable sports franchise and use those dynamic forces as a powerful means to help others.

The results on the field have brought championships to Dallas. The results away from the field have touched the lives of thousands.

THE MISSION


"In the area of community service, our organization's mission is built upon an overall philosophy of helping those who don't have the strength, the resources or the means to help themselves," says Jones. "As a sports entity that has enjoyed unprecedented success and recognition for more than five decades, we feel a very strong obligation to transfer that championship tradition and the magic that it creates toward the bigger purpose of making a difference."

Jones enlists the talents, skills and resources of his entire family, all of the Cowboys players, and every member of the organization to provide a cutting edge approach to community outreach. "Any personal contact with an individual member of our organization can provide help for hundreds of people in need," adds Jones. "The star on the helmet can move mountains."

THE ARMY AND THE STAR

The Jones family's dynamic association with The Salvation Army is a visible example of the creative and innovative manner in which the Cowboys can make a difference in the world.

For the past 14 seasons, the Jones family has dedicated the Cowboys annual Thanksgiving Day halftime show as a national showcase to kickoff The Salvation Army's annual Kettle Drive. The team's association with network television has spawned a donation of \$20 million worth of airtime to present nationally televised entertainment extravaganzas that have created a new holiday tradition.



Cowboys Annual Thanksgiving Day Nationally Televised Halftime Show to Kick Off Salvation Army Red Kettle Christmas Campaign - 2010

Under the direction of Charlotte Jones Anderson, the Cowboys have produced the annual halftime event and welcomed nationally renowned entertainers Reba McEntire, Randy Travis, Clint Black, Billy Gilman & Jessica Simpson, Creed, LeAnn Rimes, Toby Keith, Destiny's Child, Sheryl Crow, Carrie Underwood, Kelly Clarkson, Jonas Brothers, Daughtry and Keith Urban to highlight each of the Kettle Kickoff celebrations since 1997. The efforts have helped raise \$1.4 billion dollars for the Army, while reaching over 600 million people nationwide.

In May of 2010, Charlotte Jones Anderson

was named the position of Chairman of the Salvation Army's National Advisory Board - where she became the first woman in the history of the organization to hold that title. The appointment will see Anderson leading the efforts of the board for the nation's largest faith-based social service charity until 2014.

In April of 2007, Gene and Jerry Jones were the Honorary Chairs and their daughter, Charlotte Anderson chaired the National Advisory Organizations Conference (NAOC) for The Salvation Army. The

STAFF

PLAYERS

2010 SEASON

RECORDS

PLAYOFF
RECORDS

HISTORY

COMMUNITY

International Conference hosted in Dallas, Texas provided delegates with valuable tools and ideas to implement in their hometowns as they heard from a host of remarkable speakers including Jerry Jones, Jim Collins - author of *Good to Great* and were honored with a special appearance by The First Lady, Laura Bush. They were also treated to a celebration at Texas Stadium with Dallas Cowboys players, cheerleaders and live entertainment.

On the local Salvation Army front, the Gene and Jerry Jones Family Center for Children opened in November of 1998 in conjunction with the Army. The center offers low-income families accessibility to affordable childcare programs that meet the needs of quality care and intellectual development. For 10 years, Gene and Jerry Jones served as host and underwrote the costs for the Super Lunch, a fundraising event for The Salvation Army Irving Corps Community Center and its special projects including the Family Center for Children. That event helped raise over \$1.2 million.

Gene and Jerry are members of The Salvation Army's Dallas County Board and the National Advisory Board, respectively. The family was presented the Army's Partner of the Year Award in 1997 and in 1999 received the Evangeline Booth Award, one of the Army's highest national community service awards. Annually, the Cowboys organization supports the Army's Corporate Angel Tree Program, helping those in need during the holiday season. Individuals in the organization, including front office staff, coaches and players adopt "angels" to provide clothing and toys to underprivileged families.

The week before Thanksgiving, Gene Jones leads a group of Dallas Cowboys players, mascot Rowdy and player and coaches wives to serve an "early" Thanksgiving meal to 200 families receiving assistance from The Salvation Army Carr P. Collins Social Service Center. In 2009, comedian Billy Crystal - in town to perform his TONY Award winning Broadway show *700 SUNDAYS* - joined the team at the annual event.

MAGIC BY ASSOCIATION


Maximizing the "magic" of the Dallas Cowboys celebrity, and using that influence to assist others through community service, is the backbone of the organization's mission away from the field of competition.

Each year, Gene and Jerry Jones Family Charities - the active philanthropic arm of the organization - makes significant contributions to organizations on both the local and national levels. The team fulfills thousands of requests for memorabilia and unique auction packages that can produce proceeds ranging from \$100 to tens of thousands of dollars per donation. Non-profit player appearances for charity and "Make-A-Wish" visits are a staple item for every Cowboys player.

In April of 1999, Gene and Jerry Jones made a \$1 million gift to the Library of Congress for the purpose of promoting education on the national and international levels. In their continuing desire to enhance education and support young people in the community, the Jones family served as the underwriting sponsor for the Dallas Cowboys/Gene and Jerry Jones Family - Dallas Morning News All-State Scholar-Athlete Team in 2001. The program honored and provided scholarships for 12 college-bound student-athletes from across the State of Texas who distinguished themselves through academic and athletic excellence.

A wide variety of charitable efforts highlight the Jones family's continued activity in the local community. Some of those programs and events include support of The Rise School of Dallas, a unique school for children with down syndrome; a record setting celebrity roast of Jerry Jones for St. Philips School in Dallas; the Ticket Art Program, which featured the artwork of regional children's hospital patients on the 1997 Dallas Cowboys season tickets and raised money for the respective hospitals; the Cystic Fibrosis Sports Challenge hosted at Texas Stadium; sponsorship and involvement in the Dallas Mayor's Back to School Fair that provides school supplies to 15,000 students in need; and support of the 2001-2007 Dallas Mayor's Summer Reading Programs. In 2004, the team partnered with the Irving and Dallas Fire Departments to fundraise for MDA with a Fill the Boot campaign at Texas Stadium; the Cowboys 1998-1999 "Be Cool, Go To School" program, rewarded Dallas elementary schools who boasted the best attendance with a visit from a Cowboys player and team mascot Rowdy; and from 2005-2006 showed support of Heart of a Champion - an in-school character education program.

For the last seven years, the team has participated in the Taste of the NFL: The Ultimate Cowboys Tailgate Party benefiting the North Texas Food Bank hosted by celebrity chef Kent Rathbun of Abacus and chaired by Cowboys Pro Bowl Linebacker DeMarcus Ware (2006-2011) and former Cowboys



Cowboys Early Thanksgiving Day Meal for The Salvation Army - Bradie James



Taste of the NFL: The Ultimate Cowboys Tailgate Party for North Texas Food Bank hosted by DeMarcus Ware, Kent Rathbun and Preston Pearson.

Running Back Preston Pearson (2009-2011). Since its inception, the event has raised nearly three-quarters of a million dollars and provided more than three and a half million meals to hungry children in North Texas.

Jerry Jones' passion for helping those who have been hit with adversity has inspired him to enlist the assistance of his players on several goodwill missions that have touched the hearts of those in need. The organization's presence in these areas often extends far beyond the boundaries of the Dallas-Fort Worth area. In the spring of 1997, Jones joined Cowboys Troy Aikman, Herschel Walker and Charles Haley on a relief trip to the tornado-ravaged state of Arkansas. Three years earlier, the entire World Champion Cowboys team went to the Oklahoma City bombing site within two weeks of the tragedy. Immediately following Hurricane Katrina, which devastated the Louisiana and Mississippi coast, the team joined forces with Papa John's Pizza and served pizza and other food items to thousands of evacuee's brought to Reunion Arena in Dallas for shelter. In conjunction with the NFL Disaster Relief Fund, Gene and Jerry Jones Family Charities presented the United Way of Metropolitan Dallas \$100,000 to support continued Hurricane Katrina and Rita relief efforts in the Dallas area. The team also joins forces with The Salvation Army to encourage cash donations through mobile texting programs and other digital promotions aimed at raising funds for recent earthquake and tornado disasters in Japan and the U.S. southern states.

For years, Gene and Jerry Jones have been avid supporters of the Susan G. Komen for the Cure® and the Race for the Cure for Breast Cancer. In 2010, the team expanded their partnership through a donation of \$1 million in promotional assets to the breast cancer charity including PSAs featuring Komen for the Cure Founder and CEO, Ambassador Nancy Brinker, and the creation of a co-branded "iPromise" merchandise line whose proceeds benefited cancer research. In 2011, the "iPromise" line will be sold exclusively in Old Navy retail stores nationwide. Additionally, the Cowboys annually support and participate in the Komen Dallas Race for the Cure and honor breast cancer survivors during the month of October. In 1999, the Dallas Cowboys honored 450 breast cancer survivors in a special halftime tribute at Texas Stadium and since 2009 have created a special half-time performance with the Dallas Cowboys Cheerleaders which includes breast cancer survivors from Komen for the Cure and the American Cancer Society creating a human "pink ribbon" on field. As part of the 2010 celebration, Ambassador Nancy Brinker joined Charlyn Aikman – breast cancer survivor and mother of Cowboys Hall of Fame quarterback Troy Aikman – as Honorary Captains of the team's awareness game.

The Cowboys are also very active in raising a large portion of annual funds for Happy Hill Farm Academy and Home. The Dallas Cowboys Family Cookbook and the team's annual Kickoff Luncheon serve as major revenue producers for the local academy that houses and educates abused and neglected children. The academy is also home to the Dallas Cowboys Ed Block Courage House. A faith-based, working farm and school, Happy Hill students also have the opportunity to earn the University of Phoenix "Play It Forward" scholarship awarded annually to a graduating senior at the team's Kickoff Luncheon.

Under the enthusiastic guidance of Gene Jones, who serves as a member of the board of trustees for Children's Medical Center of Dallas, the entire Cowboys team has conducted annual Christmas visits to local children's hospitals in each of the past 22 years. The holiday visitation program, which involves not only every player, but also the Dallas Cowboys Cheerleaders, now extends to five different hospitals throughout Dallas and Ft. Worth.

For eight years, the Cowboys underwrote and produced the "Dallas Cowboys Let Us Play! Sports Camp for Girls," a three-day camp for inner-city girls ages 12 to 15 which encouraged involvement in athletics with a focus on building character and self-esteem. From 1998-2002 and again in 2004-2008 Gene and Jerry Jones Family Charities funded a free



Super Sharing NFL Environmental Community Event at Super Bowl XLV – Orlando Scandrick



Breast Cancer Awareness Month – Charlotte Jones Anderson with honorary captains Charlyn Aikman, breast cancer survivor and mother of former Cowboy Troy Aikman, and Nancy Brinker, Founder and CEO of Susan G. Komen for the Cure®



Happy Hill Farm/Academy Christmas Choir visit Valley Ranch

coaching clinic for more than 650 regional youth-league and middle school coaches which featured a day at Texas Stadium with the entire Cowboys coaching staff and lunch with Cowboys Owner Jerry Jones.

The Dallas Cowboys Rookie Club, launched in 2001, is a program designed to introduce rookie team members to the importance of community service. Over the last ten years, rookie players have participated in monthly charity visits during the season to various non-profit organizations serving children and adults. Visits have included time with The Salvation Army, Children's Medical Center Dallas, Boys & Girls Clubs of Greater Dallas, the United Way of Metropolitan Dallas, Tarrant County United Way, American Heart Association, ChildCareGroup, The Brady Center/Catholic Charities, Meals on Wheels, the Irving Public Library, Arlington All Stars Childcare Center and Kid's Café at The Voice of Hope Ministries.

The Dallas Cowboys Women's Association, an organization of players, coaches and executive wives and significant others, also works on behalf of the team to make a difference in the North Texas community. Since 2008, the group has raised more than \$400,000 for local non-profits including the SPCA of Texas, Family Gateway, the Muscular Dystrophy Association and more. The Women also annually host a Christmas of Giving benefiting women and children who have escaped domestic violence issues by seeking assistance from The Family Place and visit children at Texas Scottish Rite Hospital.

The inaugural season at Cowboys Stadium was simultaneously the inaugural season of the newly formed Cowboys Legends – an alumni group that encompasses the great tradition and incredible history that is the Dallas Cowboys. This special group of alumni players was brought together to represent the Dallas Cowboys on game day at Cowboys Stadium and year round in the community. Over the course of the year, the Legends players have teamed up to support organizations like: the Muscular Dystrophy Association; American Diabetes Association; North Texas Food Bank; Children's Cancer Fund; The Salvation Army and many more.

POWERFUL PARTNERSHIP WITH THE NFL

Through national public service announcements, local promotional events and their association with the NFL, the Cowboys are responsible for \$1 million in annual support of the United Way each year. In 2003 and again in 2006, former Cowboys Safety Roy Williams was selected to serve as the Cowboys' NFL United Way spokesman in the league's nationally televised PSA campaign. Pro Bowl Tight End Jason Witten and the youth football camp he annually hosts for 1,000 children in his hometown of Elizabethton, Tenn. was the focus of a NFL United Way PSA in 2007.


The inaugural NFL United Way Hometown Huddle took place in 1999 when the Dallas Cowboys and NFL players showed support for their communities on a single day across the nation. For more than a decade, the Cowboys participation in Hometown Huddle has included: serving lunch to the homeless children at The Salvation Army's Carr P. Collins Social Service Center (1999); youth football camps at the club's training facility (2000-2001); bingo with senior citizens at the Brady Center in Dallas (2003);

an early Thanksgiving Day feast at The Salvation Army (2004); preparing and distributing meals to clients served by Meals on Wheels (2005); refurbishing the courtyard and greenhouse at a local high school (2007); conducting exercise activities at Arlington's All Star Childcare Center (2007); painting the space for the Cowboys Youth Fitness Zone at The Salvation Army Arlington (2008); and hosting an NFL Play 60 football clinic (2010). The 2010 Hometown Huddle showcased the 10th annual Rookie Club with a football clinic for fifth graders at J. Erik Jonsson Community School in Dallas. As part of the event, the Rookies presented the school with a \$2,500 grant to be used to purchase much needed fitness equipment. The team will also presented the Boys and Girls Club of Fort Worth, a United Way of Tarrant County partner agency, with a \$2,500 grant for fitness purposes.

Since 2006, the NFL and its member clubs have celebrated Hispanic Heritage Month from Sept. 15 - Oct. 15. The annual game day celebration features Mariachi and Ballet Folklorico groups from the Dallas and



Holiday Hospital Visit - Tony Romo



Cowboys/NFL United Way Hometown Huddle - Dallas Cowboys Rookie Club / Dez Bryant

San Antonio areas welcoming fans to the stadium with cultural music and dance, a special presentation of the Colors – including flags from Latin American countries – and appearances from Hispanic dignitaries such as His Excellency Enrique Hubbard Urrea/Consul General of Mexico and The Honorable Ricardo M. Bowen/Honorary Consul General of Ecuador. Latin recording artists Los Lonely Boys, Paula DeAnda, Michael Salgado, Jay Perez and others have also participated in the annual extravaganza with special National Anthem and half-time performances. In 2008, the Dallas Cowboys Hispanic Heritage celebration was highlighted by ESPN as part of the team's Monday Night Football game against the Philadelphia Eagles. A big part of the celebration included the Cowboys and the NFL hosting the Los Diablos (the Little Devils) from Mexico City over the weekend to play in local flag football games with area youth teams.


The game day festivities are only one part of the Cowboys month long celebration of Hispanic Heritage Month. The team kicks off the cultural observance with its Annual Fiestas Patrias Festival – the largest free outdoor Hispanic music festival in Texas which includes amusement park rides, food, music, dancing, health screenings, nutritional and financial advisors, as well as performances by Dallas Cowboys Cheerleaders and Cowboys mascot Rowdy. During Hispanic Heritage Month, the Dallas Cowboys Rookie Club also performs community outreach. In 2007, the group visited the Irving Public Library for a puppet show celebrating the Hispanic culture and in 2009 hosted a youth fitness clinic with preschoolers at MiEscuelita in Dallas in an effort to combat childhood obesity in Hispanic children. The club has also used its yearly Hometown Huddle outreach initiative to impact the Hispanic communities in Dallas, Arlington and Ft. Worth.

The Cowboys long history of supporting the Hispanic culture starts at the very top of the organization. In November 2002, Jerry Jones' appreciation for the Hispanic culture earned him the title of "Honorary Mariachi" at the Mariachi Vargas Extravaganza that took place in San Antonio, Texas. The event's organizers selected Jones because of his love of the Latin culture, his contributions to education and the diverse fan base that he represents as the owner of the Cowboys. During the three years prior to Jones' recognition, the award was presented to someone who had made significant contributions to the mariachi industry – making Jones the first person who was not affiliated with the music industry to receive this unique award.

Through the NFL Youth Football Fund, the Dallas Cowboys and the National Football League designate approximately \$15 million annually to support youth and high school football initiatives nationwide. Local Cowboys' youth football initiatives include: the NFL Dallas Cowboys Flag Football leagues; NFL Punt, Pass and Kick competitions; Dallas Cowboys Gatorade Junior Training Camps; the NFL Dallas Cowboys Junior Player Development with The Salvation Army (2005-2007); the NFL Dallas Cowboys High School Player Development Camp; the Dallas Cowboys Coaches Clinic; the Dallas Cowboys High School Coach of the Week Award program with the U.S. Army; Texas high school football playoff games and Pee Wee football games at Texas Stadium and Cowboys Stadium and Dallas Cowboys Youth Football Camps. Through the community grassroots football field program (LISC), the Cowboys have made possible five new or refurbished football fields in the Dallas-Ft. Worth area including: a \$50,000 grant to the Boys & Girls Club of Greater Dallas' Grand Prairie location; a \$100,000 grant to Pierce Football Field, located in Joppa, one of Dallas' most impoverished neighborhoods (2002); a \$100,000 grant to St. Philip's School and Community Center (1999); and in 1998, the Cowboys presented Dallas Moorland YMCA with the funding to build new football fields to support their growing youth football program.



Back to Football Friday School Winner/Assembly – Jason Witten and ROWDY



NFL Play 60 – Cowboys/Salvation Army Play 60 All Stars and DeMarcus Ware



Make-A-Wish Foundation – Jerry Jones welcomes “Wish” guest to Cowboys Stadium.

- home of Cowboys stadium - Gene and Jerry Jones Family Charities is scheduled to donate \$16.5 million over 33 years to the Gene and Jerry Jones Family Arlington Youth Foundation and projects which enhancing the quality of life of the youth of the City of Arlington by funding programs and facilities dedicated to sports, recreation and education while working to foster the growth and empowerment of the community through matching funds. As part of this dedication, the Jones Family and NFL Charities each endowed the North Texas Youth Education Town (YET) – a lasting legacy of Super Bowl XLV – with a \$1 million grant to fund education, mentoring, fitness and character enrichment programs administered by The Salvation Army. The YET initiative is an annual NFL program put in place to serve the community once the big game has departed the Super Bowl host city.

For more than a decade, the club has recognized outstanding community volunteers through the Dallas Cowboys Community Quarterback Award, a league-wide volunteer recognition program that donates nearly \$1 million each year to non-profit organizations. Award recipients receive a \$10,000 grant from the Gene and Jerry Jones Family Charities donated to their charity. Winning charities have included St. Philip’s School & Community Center, Texas Scottish Rite Hospital for Children, Dallas CAN! Academy, Children’s Medical Center Dallas, MDA Dallas, Assist the Officer Foundation, Bridges To Life, The Family Place and Family Gateway. In 2005, the Cowboys hosted the JUNIOR Community Quarterback Award recognizing student-initiated service projects (from students ages 13-21) from youth who exemplified leadership, dedication and a commitment to improving the communities they live.

Clubs of Arlington (2007), The Salvation Army Arlington (2008), Boys & Girls Clubs of Grand Prairie (2011) and The Salvation Army Fort Worth (2011). The 2008 Fitness Zone built at The Salvation Army Arlington was featured by the NFL in a national Play 60 PSA with DeMarcus Ware aired on Thanksgiving Day. Additionally, since 2008, the Dallas Cowboys have worked with The Salvation Army to name a Youth All Star Football team – selected by their coaches based on the Salvation Army core values – who lead the Cowboys onto the field and represented all youth football players on the sidelines during the National Anthem. As part of their honor, DeMarcus Ware traditionally presents the Youth All Star team with their game day jerseys at the Cowboys training facility prior to the Thanksgiving Day game. For Super Bowl XLV, the 2010 Youth All Star team was selected to join Ware and representatives from each NFL team for a special pre-game presentation of the Declaration of Independence shown worldwide on FOX Sports.

As part of the Cowboys’ commitment to the City of Arlington, Texas



Dallas Cowboys & TOMS Shoes host Sole Your Own Shoes Party for area Salvation Army youth – Former Cowboy Charles Haley lends-a-hand



North Texas Youth Education Town Press Conference during Super Bowl XLV – Major Ward Matthews, Captain Andrew Miller, NFL Commissioner Roger Goodell, Hall of Famers Archie Manning and Emmitt Smith, Jerry Jones, Gene Jones, Charlotte Jones Anderson.

AMBASSADORS OF GOOD CHEER

The world famous Dallas Cowboys Cheerleaders organization is completely subsidized by the club for the primary purpose of providing goodwill and a sense of caring on a local, national and international platform. Aside from their obvious presence on game days and their diligent work in local hospitals and homes for the elderly, the Dallas Cowboys Cheerleaders have now made more U.S.O. visits to U.S. military troops stationed overseas than the legendary Bob Hope.

A FAMILY PASSION

The operation of the Dallas Cowboys is a very visible family passion for Gene and Jerry Jones and their three children. Jerry Jones serves as the club's owner, president and general manager, while Stephen Jones - Chief Operating Officer/Executive Vice President/Director of Player Personnel, Charlotte Jones Anderson - Executive Vice President/VP of Brand Management/President Charity Foundation and Jerry Jones, Jr. - Executive Vice President/Chief Sales and Marketing Officer are all actively involved with the daily management of the club. Their shared dedication to community involvement has been a family source of pride for several years, and it extends far beyond the realm of the athletic world.

In the spring of 1998, the Jones' hosted a celebrity fundraiser at their home with Lauren Bacall as the featured guest. On that one evening, for the benefit of Southern Methodist University's Meadows Foundation, the family helped produce the single largest fund raising event in University history. As a result of her efforts, the University established the Gene Jones Scholarship in her honor. More recently, the Jones Family has hosted fundraising affairs for the John G. Tower Center Medal of Freedom with President George H. W. Bush and the Dallas Center for Performing Arts with Beverly Sills.

The Lone Star Chapter of the National Multiple Sclerosis Society recognized Gene and Jerry Jones as community champions in the area of philanthropy at its annual Dinner of Champions during the 2005 offseason. The honorees impact the lives of men, women and children through their service to the community and were awarded the Hope Award, the highest honor bestowed on an individual by the National MS Society in recognition of civic and community service. The dinner chairman for the 2005 was Bruce Hardy, General Manager of Texas Stadium.

Family Gateway, a Dallas community outreach organization, recognized the work of Gene and Jerry Jones in the spring of 2003 with the Annette G. Strauss Humanitarian Award. The award is given annually to recognize those who are dedicated to enhancing the well being of others, who champion causes for the betterment of individuals and by example, encourage people to do the same. In June of 2002, the Joneses were recognized as the recipients of the Children's Champion Award for Philanthropy that was presented by the Dallas for Children organization.

Gene Jones is also a member of the executive board for the Meadows School for the Arts at Southern Methodist University, the board of directors for the John G. Tower Center for Political Studies at SMU, the executive board for the Dallas Center for Performing Arts Foundation, the advisory board for Family Gateway and the Children's Medical Center Trustees. She has previously served on the advisory board for the March of Dimes, the executive board of TACA and the executive board of the Mental Health Center. She has also been a member of the Associates of the Dallas Museum of Art.

Jerry Jones has a lifetime association with the Boys and Girls Clubs of America. On May 5, 2010 Jones was inducted into the Boys & Girls Clubs of America Alumni Hall of Fame at the Annual Chairman's Dinner hosted at Cowboys Stadium. During the evening's festivities, Charlotte Jones Anderson accepted the notable Chairman's Award recognizing the Cowboys' longstanding support of youth. The dinner

raised a record \$2.3 million that kicked off the inaugural Great Futures Scholarship Fund for the Regional Youth of the Year candidates. Anderson was surprised with the Champion of Youth Award for her dedication to making a difference of the lives of youth in the community. In 2001, the Joneses were awarded the Chairman's Award by The Boys and Girls Clubs of America. This award is given to recognize individuals who made a positive difference in people's lives - particularly in the lives of children. The Chairman's Dinner, chaired by daughter, Charlotte Anderson, raised \$1.9 million for The Boys and Girls Clubs. Jerry Jones currently serves as a national trustee for the Southwest region of the organization and was previously named the Man of the Year by the Boys and Girls Clubs of Little Rock, Arkansas.



Dallas Cowboys Community Quarterback Volunteer Award Winner - Family Gateway



Annual team holiday hospital visit spreads cheer with patient and family - Charlotte Anderson, Igor Olshansky, Trisha Trevino, DeMarcus Ware, Miles Austin, Tony Romo and Gene Jones

PLAYER COMMUNITY BIO GLOSSARY

NFL United Way Hometown Huddle

A league-wide day of community service, where players from all 32 NFL teams participate in a variety of outreach activities on the same day.

Dallas Cowboys Rookie Club

A program designed to introduce rookie team members to the importance of community service. Over the last seven years, rookie players have participated in monthly charity visits during the season to various non-profit organizations serving children and adults.

The Salvation Army Angel Tree

Cowboys players, coaches and front office staff annually participate in The Salvation Army Angel Tree program – an opportunity to adopt underprivileged children during the Christmas holiday to purchase gifts which they might not otherwise receive.

The Salvation Army Early Thanksgiving Meal

Due to the team's traditional Thanksgiving Day football game, the Dallas Cowboys annually serve an "early" Thanksgiving Day meal to underprivileged men, women and children at The Salvation Army Carr P. Collins Social Service Center.

Children's Cancer Fund Fashion Show

Each spring, Dallas Cowboys players walk the runway in the annual Children's Cancer Fund Fashion Show chaired by Roger Staubach and Troy Aikman. The players serve as celebrity escorts for child-models who have been stricken with cancer.

American Diabetes Association Racing Against the Odds

Dallas Cowboys players hit the oval to help raise funds for diabetes research every spring at Lone Star Park. Hosted by Fort Worth Star-Telegram reporter and radio personality Randy Galloway, Racing Against the Odds takes the players to the horse track for a night of food, auction, raffles and racing.

Taste of the NFL: The Ultimate Cowboys Tailgate Party

Benefits the North Texas Food Bank, raises money to provide hundreds of thousands of meals to hungry children in North Texas, hosted by Kent Rathbun of Abacus restaurant (Dallas), Cowboys Pro Bowl Linebacker DeMarcus Ware and Defensive End Marcus Spears (2006-2010).

Dallas Cowboys Kickoff Luncheon

An annual luncheon offering fans the first official look at the Dallas Cowboys squad going into the regular season which benefits Happy Hill Farm Academy and Home – a residential school for at-risk children – and home of the Dallas Cowboys Ed Block Courage House.

Dallas Cowboys Family Cookbook

The Dallas Cowboys Family Cookbook serves as a major revenue source for Happy Hill Farm Academy and Home, a non-profit academy that houses and educates abused and neglected children.

Holiday Hospital Visits


Under the enthusiastic guidance of Gene Jones, who serves as a member of the board of trustees for Children's Medical Center of Dallas, the entire Cowboys team has conducted annual Christmas visits to local children's hospitals in each of the past 20 years. The holiday visitation program, which involves not only every player, but also the Dallas Cowboys Cheerleaders, now extends to five different hospitals throughout Dallas and Ft. Worth.

Cowboys NFL Draft Day Fan Appreciation Party

Every spring, the Dallas Cowboys host a fan appreciation event which corresponds with NFL Draft Day. Players and cheerleaders attend to thank fans for their support by signing autographs, posing for photos and celebrating those new team members chosen through the draft process.

Camp Cowboys Youth Football Clinics

Throughout the year, the Cowboys host youth football camps as part of the team's Youth Football Academy – a program aimed at teaching children of all ages the fun of football. Camp Cowboys focuses on teaching football techniques and skills in a fun and safe environment.





2010 Final Standings

AMERICAN FOOTBALL CONFERENCE

East Division

	W	L	T	Pct.	Pts.	OP
* New England	14	2	0	.875	518	313
# N.Y. Jets	11	5	0	.688	367	304
Miami	7	9	0	.438	273	333
Buffalo	4	12	0	.250	283	425

North Division

	W	L	T	Pct.	Pts.	OP
* Pittsburgh	12	4	0	.750	375	232
# Baltimore	12	4	0	.750	357	270
Cleveland	5	11	0	.313	271	332
Cincinnati	4	12	0	.250	322	395

South Division

	W	L	T	Pct.	Pts.	OP
* Indianapolis	10	6	0	.625	435	388
Jacksonville	8	8	0	.500	353	419
Houston	6	10	0	.375	360	427
Tennessee	6	10	0	.375	356	339

West Division

	W	L	T	Pct.	Pts.	OP
* Kansas City	10	6	0	.625	366	326
San Diego	9	7	0	.563	441	322
Oakland	8	8	0	.500	410	371
Denver	4	12	0	.250	344	471

* Division Champion; # Wild Card Team

NATIONAL FOOTBALL CONFERENCE

East Division

	W	L	T	Pct.	Pts.	OP
* Philadelphia	10	6	0	.625	439	377
N.Y. Giants	10	6	0	.625	394	347
Dallas	6	10	0	.375	394	436
Washington	6	10	0	.375	302	377

North Division

	W	L	T	Pct.	Pts.	OP
* Chicago	11	5	0	.688	334	286
# Green Bay	10	6	0	.625	388	240
Detroit	6	10	0	.375	362	369
Minnesota	6	10	0	.375	281	348

South Division

	W	L	T	Pct.	Pts.	OP
* Atlanta	13	3	0	.813	414	288
# New Orleans	11	5	0	.688	384	307
Tampa Bay	10	6	0	.625	341	318
Carolina	2	14	0	.125	196	408

West Division

	W	L	T	Pct.	Pts.	OP
* Seattle	7	9	0	.438	310	407
St. Louis	7	9	0	.438	289	328
San Francisco	6	10	0	.375	305	346
Arizona	5	11	0	.313	289	434

2010 NFL POSTSEASON AT A GLANCE

(home team in caps)

AFC Wild Card Playoff Games

N.Y. Jets 17, INDIANAPOLIS 16
Baltimore 17, KANSAS CITY 7

AFC Divisional Playoff Games

N.Y. Jets 28, NEW ENGLAND 21
PITTSBURGH 31, Baltimore 24

AFC Championship Game

PITTSBURGH 24, N.Y. Jets 19

NFC Wild Card Playoff Games

SEATTLE 41, New Orleans 36
Green Bay 21, PHILADELPHIA 16

NFC Divisional Playoff Games

Green Bay 48, ATLANTA 21
CHICAGO 35, Seattle 24

NFC Championship Game

Green Bay 21, CHICAGO 14

Super Bowl XLIV at Miami

GREEN BAY (NFC) 31, Pittsburgh (AFC) 25

AFC-NFC Pro Bowl at Aloha Stadium, Honolulu, Hawaii

NFC 55, AFC 41



2011 NATIONAL FOOTBALL LEAGUE SCHEDULE

(All Times Eastern. * Sunday night games in Weeks 11-16 subject to change)

THURSDAY, SEPTEMBER 8 (WEEK ONE)

New Orleans at Green Bay.....8:30

SUNDAY, SEPTEMBER 11

Pittsburgh at Baltimore.....1:00
 Cincinnati at Cleveland.....1:00
 Indianapolis at Houston.....1:00
 Tennessee at Jacksonville.....1:00
 Atlanta at Chicago.....1:00
 Buffalo at Kansas City.....1:00
 Philadelphia at St. Louis.....1:00
 Detroit at Tampa Bay.....1:00
 Seattle at San Francisco.....4:15
 N.Y. Giants at Washington.....4:15
 Minnesota at San Diego.....4:15
 Carolina at Arizona.....4:15
 Dallas at N.Y. Jets.....8:20

MONDAY, SEPTEMBER 12

New England at Miami.....7:00
 Oakland at Denver.....10:15

SUNDAY, SEPTEMBER 18 (WEEK TWO)

Kansas City at Detroit.....1:00
 Seattle at Pittsburgh.....1:00
 Oakland at Buffalo.....1:00
 Green Bay at Carolina.....1:00
 Baltimore at Tennessee.....1:00
 Cleveland at Indianapolis.....1:00
 Tampa Bay at Minnesota.....1:00
 Arizona at Washington.....1:00
 Chicago at New Orleans.....1:00
 Jacksonville at N.Y. Jets.....1:00
 Dallas at San Francisco.....4:05
 San Diego at New England.....4:15
 Cincinnati at Denver.....4:15
 Houston at Miami.....4:15
 Philadelphia at Atlanta.....8:20

MONDAY, SEPTEMBER 19

St. Louis at N.Y. Giants.....8:30

SUNDAY, SEPTEMBER 25 (WEEK THREE)

New England at Buffalo.....1:00
 Detroit at Minnesota.....1:00
 N.Y. Giants at Philadelphia.....1:00
 Jacksonville at Carolina.....1:00
 San Francisco at Cincinnati.....1:00
 Houston at New Orleans.....1:00
 Miami at Cleveland.....1:00
 Denver at Tennessee.....1:00
 Kansas City at San Diego.....4:05
 Baltimore at St. Louis.....4:05
 N.Y. Jets at Oakland.....4:05
 Green Bay at Chicago.....4:15
 Atlanta at Tampa Bay.....4:15
 Arizona at Seattle.....4:15
 Pittsburgh at Indianapolis.....8:20

MONDAY, SEPTEMBER 26

Washington at Dallas.....8:30

SUNDAY, OCTOBER 3 (WEEK FOUR)

New Orleans at Jacksonville.....1:00
 Minnesota at Kansas City.....1:00
 Carolina at Chicago.....1:00
 Tennessee at Cleveland.....1:00
 Pittsburgh at Houston.....1:00
 San Francisco at Philadelphia.....1:00
 Washington at St. Louis.....1:00
 Buffalo at Cincinnati.....1:00
 Detroit at Dallas.....1:00
 N.Y. Giants at Arizona.....4:05
 Atlanta at Seattle.....4:05
 Denver at Green Bay.....4:15
 New England at Oakland.....4:15
 Miami at San Diego.....4:15
 N.Y. Jets at Baltimore.....8:20

MONDAY, OCTOBER 3

Indianapolis at Tampa Bay.....8:30

SUNDAY, OCTOBER 9 (WEEK FIVE)

(Byes: Baltimore, Cleveland, Dallas, Miami, St. Louis, Washington)

New Orleans at Carolina.....1:00
 Philadelphia at Buffalo.....1:00
 Cincinnati at Jacksonville.....1:00
 Seattle at N.Y. Giants.....1:00

Tennessee at Pittsburgh.....1:00
 Oakland at Houston.....1:00
 Kansas City at Indianapolis.....1:00
 Arizona at Minnesota.....1:00
 Tampa Bay at San Francisco.....4:05
 San Diego at Denver.....4:15
 N.Y. Jets at New England.....4:15
 Green Bay at Atlanta.....8:20

MONDAY, OCTOBER 10

Chicago at Detroit.....8:30

SUNDAY, OCTOBER 16 (WEEK SIX)

(Byes: Arizona, Denver, Kansas City, San Diego, Seattle, Tennessee)

Carolina at Atlanta.....1:00
 Philadelphia at Washington.....1:00
 Buffalo at N.Y. Giants.....1:00
 Indianapolis at Cincinnati.....1:00
 Jacksonville at Pittsburgh.....1:00
 San Francisco at Detroit.....1:00
 St. Louis at Green Bay.....1:00
 Houston at Baltimore.....4:05
 Cleveland at Oakland.....4:05
 New Orleans at Tampa Bay.....4:15
 Dallas at New England.....4:15
 Minnesota at Chicago.....8:20

MONDAY, OCTOBER 17

Miami at N.Y. Jets.....8:30

SUNDAY, OCTOBER 23 (WEEK SEVEN)

(Byes: Buffalo, Cincinnati, New England, N.Y. Giants, Philadelphia, San Francisco)

Houston at Tennessee.....1:00
 Seattle at Cleveland.....1:00
 Atlanta at Detroit.....1:00
 Denver at Miami.....1:00
 San Diego at N.Y. Jets.....1:00
 Chicago at Tampa Bay.....1:00
 Washington at Carolina.....1:00
 Kansas City at Oakland.....4:05
 Pittsburgh at Arizona.....4:05
 Green Bay at Minnesota.....4:15
 St. Louis at Dallas.....4:15
 Indianapolis at New Orleans.....8:20

MONDAY, OCTOBER 24

Baltimore at Jacksonville.....8:30

SUNDAY, OCTOBER 30 (WEEK EIGHT)

(Byes: Atlanta, Chicago, Green Bay, N.Y. Jets, Oakland, Tampa Bay)

Indianapolis at Tennessee.....1:00
 Jacksonville at Houston.....1:00
 Arizona at Baltimore.....1:00
 Miami at N.Y. Giants.....1:00
 Minnesota at Carolina.....1:00
 New Orleans at St. Louis.....1:00
 Washington at Buffalo.....4:05
 Detroit at Denver.....4:05
 Cleveland at San Francisco.....4:15
 Cincinnati at Seattle.....4:15
 New England at Pittsburgh.....4:15
 Dallas at Philadelphia.....8:20

MONDAY, OCTOBER 31

San Diego at Kansas City.....8:30

SUNDAY, NOVEMBER 6 (WEEK NINE)

(Byes: Carolina, Detroit, Jacksonville, Minnesota)

N.Y. Jets at Buffalo.....1:00
 Tampa Bay at New Orleans.....1:00
 Atlanta at Indianapolis.....1:00
 Seattle at Dallas.....1:00
 Miami at Kansas City.....1:00
 San Francisco at Washington.....1:00
 Cleveland at Houston.....1:00
 Denver at Oakland.....4:05
 Cincinnati at Tennessee.....4:05
 St. Louis at Arizona.....4:15
 N.Y. Giants at New England.....4:15
 Green Bay at San Diego.....4:15
 Baltimore at Pittsburgh.....8:20

MONDAY, NOVEMBER 7

Chicago at Philadelphia.....8:30

THURSDAY, NOVEMBER 10 (WEEK TEN)

Oakland at San Diego.....8:20

SUNDAY, NOVEMBER 13

New Orleans at Atlanta	1:00
Detroit at Chicago	1:00
Jacksonville at Indianapolis	1:00
Denver at Kansas City	1:00
Pittsburgh at Cincinnati	1:00
Tennessee at Carolina	1:00
Houston at Tampa Bay	1:00
Washington at Miami	1:00
St. Louis at Cleveland	1:00
Buffalo at Dallas	1:00
Arizona at Philadelphia	1:00
Baltimore at Seattle	4:05
N.Y. Giants at San Francisco	4:15
New England at N.Y. Jets	8:20

MONDAY, NOVEMBER 14

Minnesota at Green Bay	8:30
------------------------	------

THURSDAY, NOVEMBER 17 (WEEK ELEVEN)

(Byes: Houston, Indianapolis, New Orleans, Pittsburgh)

N.Y. Jets at Denver	8:20
---------------------	------

SUNDAY, NOVEMBER 20

Cincinnati at Baltimore	1:00
Dallas at Washington	1:00
Buffalo at Miami	1:00
Tennessee at Atlanta	1:00
Oakland at Minnesota	1:00
Jacksonville at Cleveland	1:00
Carolina at Detroit	1:00
Tampa Bay at Green Bay	1:00
Seattle at St. Louis	4:05
Arizona at San Francisco	4:05
San Diego at Chicago	4:15
Philadelphia at N.Y. Giants	8:20

MONDAY, NOVEMBER 21

Kansas City at New England	8:30
----------------------------	------

THURSDAY, NOVEMBER 24 (WEEK TWELVE)

Green Bay at Detroit	12:30
Miami at Dallas	4:15
San Francisco at Baltimore	8:20

SUNDAY, NOVEMBER 27

Cleveland at Cincinnati	1:00
Houston at Jacksonville	1:00
Arizona at St. Louis	1:00
Buffalo at N.Y. Jets	1:00
Tampa Bay at Tennessee	1:00
Carolina at Indianapolis	1:00
Minnesota at Atlanta	1:00
Chicago at Oakland	4:05
Washington at Seattle	4:05
Denver at San Diego	4:15
New England at Philadelphia	4:15
Pittsburgh at Kansas City*	8:20

MONDAY, NOVEMBER 28

N.Y. Giants at New Orleans	8:30
----------------------------	------

THURSDAY, DECEMBER 1 (WEEK THIRTEEN)

Philadelphia at Seattle	8:20
-------------------------	------

SUNDAY, DECEMBER 4

Baltimore at Cleveland	1:00
Cincinnati at Pittsburgh	1:00
Carolina at Tampa Bay	1:00
Kansas City at Chicago	1:00
N.Y. Jets at Washington	1:00
Atlanta at Houston	1:00
Oakland at Miami	1:00
Detroit at New Orleans	1:00
Tennessee at Buffalo	1:00
Denver at Minnesota	4:05
St. Louis at San Francisco	4:15
Dallas at Arizona	4:15
Green Bay at N.Y. Giants	4:15
Indianapolis at New England*	8:20

MONDAY, DECEMBER 5

San Diego at Jacksonville	8:30
---------------------------	------

THURSDAY, DECEMBER 8 (WEEK FOURTEEN)

Cleveland at Pittsburgh	8:20
-------------------------	------

SUNDAY, DECEMBER 11

Atlanta at Carolina	1:00
Minnesota at Detroit	1:00
Oakland at Green Bay	1:00
Tampa Bay at Jacksonville	1:00
Philadelphia at Miami	1:00
New England at Washington	1:00
New Orleans at Tennessee	1:00
Indianapolis at Baltimore	1:00
Kansas City at N.Y. Jets	1:00
Houston at Cincinnati	1:00
San Francisco at Arizona	4:05
Chicago at Denver	4:05
Buffalo at San Diego	4:15
N.Y. Giants at Dallas*	8:20

MONDAY, DECEMBER 12

St. Louis at Seattle	8:30
----------------------	------

THURSDAY, DECEMBER 15 (WEEK FIFTEEN)

Jacksonville at Atlanta	8:20
-------------------------	------

SATURDAY, DECEMBER 17

Dallas at Tampa Bay	8:20
----------------------------	-------------

SUNDAY, DECEMBER 18

Miami at Buffalo	1:00
Washington at N.Y. Giants	1:00
Tennessee at Indianapolis	1:00
Carolina at Houston	1:00
Green Bay at Kansas City	1:00
Cincinnati at St. Louis	1:00
New Orleans at Minnesota	1:00
Seattle at Chicago	1:00
Detroit at Oakland	4:05
N.Y. Jets at Philadelphia	4:05
Cleveland at Arizona	4:15
New England at Denver	4:15
Baltimore at San Diego*	8:20

MONDAY, DECEMBER 19

Pittsburgh at San Francisco	8:30
-----------------------------	------

THURSDAY, DECEMBER 22 (WEEK SIXTEEN)

Houston at Indianapolis	8:20
-------------------------	------

SATURDAY, DECEMBER 24

Cleveland at Baltimore	1:00
Tampa Bay at Carolina	1:00
Miami at New England	1:00
Oakland at Kansas City	1:00
Jacksonville at Tennessee	1:00
Arizona at Cincinnati	1:00
N.Y. Giants at N.Y. Jets	1:00
St. Louis at Pittsburgh	1:00
Denver at Buffalo	1:00
Minnesota at Washington	1:00
San Diego at Detroit	4:05
Philadelphia at Dallas	4:15
San Francisco at Seattle	4:15

SUNDAY, DECEMBER 25

Chicago at Green Bay	8:20
----------------------	------

MONDAY, DECEMBER 26

Atlanta at New Orleans	8:30
------------------------	------

SUNDAY, JANUARY 2 (WEEK SEVENTEEN)


Tampa Bay at Atlanta	1:00
Dallas at N.Y. Giants	1:00
Carolina at New Orleans	1:00
San Francisco at St. Louis	1:00
Indianapolis at Jacksonville	1:00
Tennessee at Houston	1:00
Detroit at Green Bay	1:00
Washington at Philadelphia	1:00
Buffalo at New England	1:00
Chicago at Minnesota	1:00
N.Y. Jets at Miami	1:00
Baltimore at Cincinnati	1:00
Pittsburgh at Cleveland	1:00
Kansas City at Denver	4:15
Seattle at Arizona	4:15
San Diego at Oakland	4:15

POSTSEASON



- AFC and NFC Wild Card Playoffs (NBC)
- AFC and NFC Wild Card Playoffs (CBS and FOX)
- AFC and NFC Divisional Playoffs (CBS and FOX)
- AFC and NFC Divisional Playoffs (CBS and FOX)
- AFC and NFC Divisional Playoffs (CBS and FOX)
- AFC and NFC Championship Games (CBS and FOX)
- AFC-NFC Pro Bowl in Hawaii (NBC)
- Super Bowl XLVI in Indianapolis (NBC)

- Saturday, January 7
- Sunday, January 8
- Saturday, January 14
- Sunday, January 15
- Sunday, January 22
- Sunday, January 29
- Sunday, February 5

COWBOYS STADIUM'S SECOND YEAR



Cowboys In The COMMUNITY





Bank at halftime.

Mobile Banking wherever you are

- Get secure access to your money on the go.
- Check your balances, transfer money, pay bills with optional Bill Pay.

Bank whenever, wherever, however you want.

For more information, text
"GOMOBILE" to BANKAM (226526)
or visit bankofamerica.com/solutions

Bank of America 
Official Bank of the Dallas Cowboys



Web access is needed to use Mobile Banking. Check with your wireless carrier for fees that may apply. Mobile Banking available to Online Banking enrollees only. All terms applicable to Online Banking apply to Mobile Banking. Must have Transfers and Bill Pay set up previously in Online Banking to use these functions in Mobile Banking. Supported carriers include: Alltel, AT&T, Cellular One, T-Mobile, Virgin Mobile, US Cellular, Verizon Wireless. Message and data rates may apply. Text STOP to 226526 to cancel and text HELP to 226526 for help. For customer support please email help@replies.em.bankofamerica.com. Some accounts, services and fees vary from state to state. Please visit your local banking center to review information for your state. "Dallas Cowboys," "Cowboys," and related logos are trademarks of the Dallas Cowboys. Bank of America and the Bank of America logo are registered trademarks of the Bank of America Corporation. Bank of America, N.A. Member FDIC. © 2011 Bank of America Corporation. ARR2X055



Follow the Cowboys from almost anywhere.



Get highlights, scores, and stats on the nation's fastest mobile broadband network.

AT&T, EXCLUSIVE SPONSOR OF THE DALLAS COWBOYS.

Rethink Possible®



1.866.MOBILITY - ATT.COM - VISIT A STORE

**COWBOYS FANS, TEXT COWBOYS TO 44628 TO GET BREAKING NEWS, SPECIAL OFFERS,
AND EXCLUSIVE COWBOYS CONTENT DELIVERED STRAIGHT TO YOUR PHONE.**

Standard messaging and data charges may apply, depending on your plan. Text HELP for help. To stop, text STOP. See att.com/mediaterms for terms and conditions.

Mobile broadband and other services not available everywhere. See coverage map at stores for details. ©2011 AT&T Intellectual Property. Service provided by AT&T Mobility. All rights reserved. AT&T and the AT&T logo are trademarks of AT&T Intellectual Property. All other marks contained herein are the property of their respective owners.



THE ONLY BEER OF THE COWBOYS



YOU COULD WIN COWBOYS EXPERIENCES

GO TO DALLASCOWBOYS.COM/MILLERLITE TO ENTER FOR A CHANCE TO WIN



MAN UP. CHOOSE ON TASTE.™

NO PURCHASE NECESSARY TO ENTER OR WIN. To enter, visit www.DallasCowboys.com/MillerLite and enter the code found inside specially-marked packages of Miller Lite® and follow the instructions to enter. Open only to legal residents of TX who reside in select ZIP codes & OK who are 21 or older. Visit www.DallasCowboys.com/MillerLite for eligible TX ZIP codes. Void where prohibited. Sweepstakes begins at or about 12:00:00 am CT on 7/25/11 and ends at 11:59:59 pm CT on 12/31/11. For complete Official Rules and how to enter without purchase, visit www.DallasCowboys.com/MillerLite.

GREAT BEER GREAT RESPONSIBILITY